

PRECISION TWIN-SORTER™ & TRIPLE-SORTER™ RECYCLING SYSTEMS

USED FOR MULTI-STORY BUILDINGS

GENERAL DESCRIPTION

For multi-story buildings where the trash compactor is chute fed, the recycling sorter provides an easy method for sorting recyclables out of the waste stream. The system can be applied in either new construction or as a retrofit to an existing trash chute.

The recycling sorter is located under the trash chute. Using a control panel located at each chute infeed door, the user selects the appropriate waste stream. Based on this selection, the sorter system automatically positions one or more deflector plates which directs the waste into either the compactor or the specified recycling container.

MODEL SELECTION

There are two standard models in the series: The Twin-Sorter and the Triple-Sorter.

- **Twin-Sorter™** - Choose this system when one recycling stream is sufficient. With this system, there are a total of two waste streams available - one for all recyclables and one for all other waste. Utilizing a diverter plate whose position is controlled by the user, the recyclables are diverted into a 96 gallon toter while all other waste is diverted into a trash compactor. The trash compactor can pack the trash into either a 2 cubic yard metal container or a heavy duty plastic bag. The system can be configured with the compactor on either the left or right. For trash rooms with limited width, a linear configuration is available.
- **Triple-Sorter™** - Choose this systems when two recycling streams are required. With this system there are a total of three waste streams available - two for recyclables and one for all other waste. Utilizing two diverter plates whose positions are controlled by the user, the recyclables are diverted into one of two 96 gallon toters while all other waste is diverted into a trash compactor. The trash compactor can pack the trash into either a 2 cubic yard metal can or a heavy duty plastic bag. The systems can be configured with the compactor located in the left, center, or right position. For rooms with limited width, a linear configuration is available.



**BUILT WITH PRIDE
IN YORK, PA USA**

Due to continual product improvement PRECISION MACHINERY SYSTEMS reserves the right to change specifications without notice. The information and pictures used in the document are for illustrative purposes only.

SPECIFICATIONS

	Twin-Sorter™	Triple-Sorter™
Diverter Plate	1/2"	1/2"
Top Plates	3/16"	3/16"
Side Plates	3/16"	3/16"
Recycling Container Size	96 gallons other sizes available	96 gallons other sizes available

FEATURES

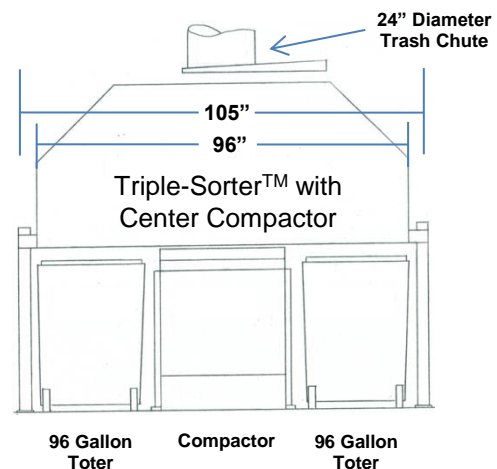
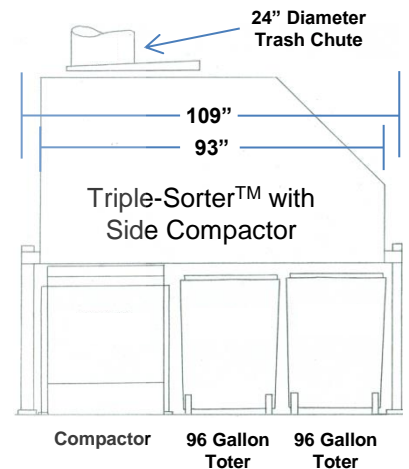
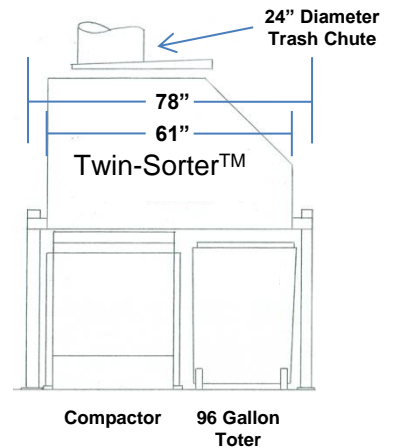
- PLC Controller
- Systems with one or two recycling positions are available.
- Heavy gauge steel is used throughout.
- Standard electric componentry is utilized.
- Readily available 96 gallon toters are used to hold the recyclables.
- Interfaces with the chute door lockout system so only one user at a time can utilize the sorter.
- Quick system response time when changing waste streams.
- Easy-to-use control station at each trash door.
- Full function control station located at sorter for use by operator.
- Recycling container "Full" indication.
- 3/16" thick steel body; 1/2" thick aluminum diverter plate.
- 120 volt master control station and linear actuator
- Control stations at each floor 24 volt dc
- Adjustable "bolt on legs" to accommodate height requirements

OPTIONS

- (UL) Labeled Control Box
- 30" Diameter Trash Chute Configuration
- Compostable Position Available
- 1 Yard Containers
- Open Top Containers
- Custom Configurations

DIMENSIONS

	Width	Height	Depth
Twin-Sorter™	6' 6"	6' 8"	2' 3" + 7"
Triple-Sorter™ with Side Compactor	9' 1"	9' 11"	2' 3" + 7"
Triple-Sorter™ with Center Compactor	8' 9"	6' 10"	2' 3" + 7" with guard



Due to continual product improvement PRECISION MACHINERY SYSTEMS reserves the right to change specifications without notice. The information and pictures used in the document are for illustrative purposes only.