



Buy this item and view more at www.ironplanet.com or call 800-211-3983

Item #13810768 - 2017 JLG 4069LE Electric Scissor Lift



Item Details:

- Features: 40 ft Max Platform Height, 800 lb Max Weight Capacity, Platform Extension, Power to Platform, Foam Filled Tires
- Meter Reading: 367 Hours
- Serial # : 0200263522
- Inspection Completed: 8/21/25





Shipping Details:

- Location California (Yolo County)
- Loading Dock Available: No
- Pickup Hours: null-null
- You will need a copy of your IronPlanet Item Release to pick the item up. You must call at least 24 hours in advance to schedule pickup






Inspection Report



Note: This condition inspection report is the result of an impartial, systematic, documented process focused on the establishment of the general, overall mechanical condition of a piece of equipment, or of a vehicle, at a specific time. The purpose of the inspection is to establish the "as is" operational capability of the machine. It is not a performance or load test on the item.



Inspection Ratings Key	
★★★★	Limited use or recently replaced. Free of visible wear or defects.
★★★☆☆	Performs within the tolerances expected for age and type of item
★★☆☆☆	Although performing, shows indication of needing repair or replacement
★☆☆☆☆	Needs immediate repair/replacement. Requires work if it is to perform as expected

General Appearance		
Item	Assessment	Photo
Picture, Left Front Corner		
Picture, Left Rear Corner		
Picture, Right Rear Corner		
Picture, Right Front Corner		

Serial Number / VIN	0200263522	
Hour Meter / Odometer	367 hrs	
Paint	Other unknown material	
Body Panels	No visible damage or missing components	
Steps/Ladders		
Basket / Safety Railing	No visible damage or missing components	
General Appearance #1		




General Appearance #2		 A photograph showing the rear of a yellow and orange JLG 4069LE electric scissor lift. The lift is parked on a gravel surface. The JLG logo and model number are visible on the rear panel. An "IRON PLANET" watermark is present in the bottom right corner.
General Appearance #3		 A photograph showing the side of the yellow scissor lift platform. The JLG logo and model number "4069LE" are clearly visible. The platform has orange safety railings. An "IRON PLANET" watermark is in the bottom right corner.
General Appearance #4		 A photograph showing the front of the yellow scissor lift. The orange safety railings and the JLG logo are visible. The lift is parked outdoors under a clear blue sky. An "IRON PLANET" watermark is in the bottom right corner.
General Appearance #5		 A close-up photograph of the base of the scissor lift. It shows the orange motor housing with the JLG logo, the tires, and the yellow frame. The model number "4069LE" is visible on the side. An "IRON PLANET" watermark is in the bottom right corner.
General Appearance #6		 A close-up photograph of the control panel on the scissor lift. The yellow frame and orange railings are visible. The model number "4069LE" is printed on the side. An "IRON PLANET" watermark is in the bottom right corner.



Safety		
Item	Assessment	Photo
Travel Alarm	Operational	
Horn	Operational	
Current Safety Manual	Yes	
Current Operator/Maintenance Manual	Yes	
ANSI Guidelines	Yes	
Safety #1		

Control Station Ground		
Item	Assessment	Photo
Function Controls	★ ★ ★ ☆	
Limited Function Check	The main components are in place and operational as noted.	
Control Station Ground #1		

Control Station Upper

Pin connection pivot point wear inspections are limited to sound, sight and feel observations. Dial indicator testing is not performed.







Item	Assessment	Photo
Control Console	No visible damage or missing components	
Emergency Shut Off Switch	Operational	
Upper Function Controls	★★★★☆	
Limited Function Check	The main components are in place and operational as noted.	

Electrical Operating System		
Item	Assessment	Photo
Operating Voltage	48 Volts	
Battery Condition	Functioned during the inspection	
Cables and Connections	No visible damage or missing components	
Battery Charger	Included	
Limited Function Check	The electrical system was operational in a limited check.	

Drivetrain

Operational test is limited to low speed in a confined flat area without load. Differential interlocks, full transmission shifting and functionality of all drive axles cannot be fully verified. Inspector listens for abnormal noises, observes leaks and notes physical damage.







Item	Assessment	Photo
Limited Function Check	The drivetrain was operational.	
Drivetrain #1		
Drivetrain #2		







Hydraulics		
Item	Assessment	Photo
Pumps (Hydraulics)	★★★★☆	
Valves	★★★★☆	
Hydraulic Tank	★★★★☆	
Hoses		
Lift Cylinders	★★★★☆	
Steering Cylinder	★★★★☆	
Limited Function Check	The hydraulic system was operational.	






Hydraulics #1		
Hydraulics #2		
Hydraulics #3		
Hydraulics #4		
Hydraulics #5		
Hydraulics #6		

Chassis

IronPlanet pin connection pivot point wear inspections are limited to sound, sight and feel observations. Dial indicator testing is not performed.

Item	Assessment	Photo
Brake System	<p>★★★★☆</p> <p>The brake system functioned, stopping and holding the machine.</p>	
Steering Linkage	<p>★★★★☆</p>	
Frame Condition	<p>★★★★☆</p>	
Scissor Linkage	<p>★★★★☆</p>	
Platform Condition	<p>★★★★☆</p>	
Platform Extension	<p>★★★★☆</p>	

Left Front Tire	No visible defects	
Left Rear Tire	No visible defects	
Right Rear Tire	No visible defects	
Right Front Tire	No visible defects	
Wheel Condition	No visible damage or missing components	
Wheel Studs	★★★★☆	
Limited Function Check (Scissor-lift)	The main components appear to be in place and operational.	
Chassis #1		

Chassis #2		
Chassis #3		
Chassis #4		
Chassis #5		
Chassis #6		

Buy this item and view more at www.ironplanet.com or call 800-211-3983

IronPlanet, Inc. © 2012 All Rights Reserved