



Buy this item and view more at www.ironplanet.com or call 800-211-3983

Item #14301288 - 2018 JLG 4069LE Electric Scissor Lift



Item Details:

- Features: 40 ft Max Platform Height, 800 lb Max Weight Capacity, Platform Extension, Power to Platform, Non-Marking Tires, Upper Control Box
- Meter Reading: 234 Hours
- Serial # : 200265353
- Inspection Completed: 12/3/25





Shipping Details:







- Location Washington (Lewis County)
- Loading Dock Available: No
- Pickup Hours: null-null
- You will need a copy of your IronPlanet Item Release to pick the item up. Buyer MUST Call 48 Hours in Advance of Pickup, Buyer MUST Self Load

Inspection Report

Note: This condition inspection report is the result of an impartial, systematic, documented process focused on the establishment of the general, overall mechanical condition of a piece of equipment, or of a vehicle, at a specific time. The purpose of the inspection is to establish the "as is" operational capability of the machine. It is not a performance or load test on the item.

Inspection Ratings Key	
★★★★	Limited use or recently replaced. Free of visible wear or defects.
★★★☆☆	Performs within the tolerances expected for age and type of item
★★☆☆☆	Although performing, shows indication of needing repair or replacement
★☆☆☆☆	Needs immediate repair/replacement. Requires work if it is to perform as expected

General Appearance		
Item	Assessment	Photo
Picture, Left Front Corner		
Picture, Left Rear Corner		
Picture, Right Rear Corner		
Picture, Right Front Corner		

<p>Serial Number / VIN</p>	<p>200265353</p>	
<p>Hour Meter / Odometer</p>	<p>234 hrs</p>	
<p>Paint</p>	<p>No visible damage</p>	
<p>Body Panels</p>	<p>No visible damage or missing components</p>	
<p>Steps/Ladders</p>		
<p>Basket / Safety Railing</p>	<p>No visible damage or missing components</p>	
<p>General Appearance #1</p>		

General Appearance #2		
General Appearance #3		
General Appearance #4		
General Appearance #5		
General Appearance #6		
General Appearance #7		
General Appearance #8		

General Appearance #9		
General Appearance #10		
General Appearance #11		
General Appearance #12		
General Appearance #13		
General Appearance #14		
General Appearance #15		




General Appearance #16










General Appearance #17













Safety		
Item	Assessment	Photo
Travel Alarm	Operational	
Horn	Operational	







Control Station Ground		
Item	Assessment	Photo
Function Controls	★ ★ ★ ☆	
Limited Function Check	The main components are in place and operational as noted.	
Control Station Ground #1		
Control Station Ground #2		







Control Station Upper		
Pin connection pivot point wear inspections are limited to sound, sight and feel observations. Dial indicator testing is not performed.		
Item	Assessment	Photo
Control Console	No visible damage or missing components	
Emergency Shut Off Switch	Operational	
Upper Function Controls	☆☆☆☆	
Limited Function Check	The main components are in place and operational as noted.	
Control Station Upper #1		







Electrical Operating System		
Item	Assessment	Photo
Operating Voltage	40 Volts	
Battery Condition	Functioned during the inspection	
Cables and Connections	No visible damage or missing components	
Battery Charger	Included	
Limited Function Check	The electrical system was operational in a limited check.	
Electrical Operating System #1		








Drivetrain		
Operational test is limited to low speed in a confined flat area without load. Differential interlocks, full transmission shifting and functionality of all drive axles cannot be fully verified. Inspector listens for abnormal noises, observes leaks and notes physical damage.		
Item	Assessment	Photo
Drive Motors	★ ★ ★ ☆	
Final Drives	★ ★ ★ ☆	
Limited Function Check	The drivetrain was operational.	
Drivetrain #1		
Drivetrain #2		



Hydraulics		
Item	Assessment	Photo
Pumps (Hydraulics)	★★★★☆	 A close-up photograph of the hydraulic pump assembly on a scissor lift. It shows a white reservoir tank, a black pump motor, and various hoses and fittings. The equipment is yellow and has an "IRON PLANET" logo on the side.
Valves	★★★★☆	 A photograph of the hydraulic valve manifold, showing several solenoid valves and associated wiring and hoses. The components are mounted on a metal plate within the lift's chassis.
Hydraulic Tank	★★★★☆	 A photograph showing the hydraulic tank and pump from a slightly different angle than the first photo. The white tank is prominent, along with the black pump and connecting hoses.
Hoses		 A photograph of hydraulic hoses and fittings routed through the lift's chassis. The hoses are black and appear to be in good condition.
Lift Cylinders	★★★★☆	 A photograph of a hydraulic lift cylinder, showing the piston rod extending from the cylinder head. The lift is yellow and the "IRON PLANET" logo is visible.
Steering Cylinder	★★★★☆	 A close-up photograph of a steering cylinder, showing the piston rod and the mounting bracket. The cylinder is mounted on a yellow metal frame.
Limited Function Check	The hydraulic system was operational.	

Hydraulics #1		
Hydraulics #2		
Hydraulics #3		
Hydraulics #4		
Hydraulics #5		
Hydraulics #6		

Chassis		
IronPlanet pin connection pivot point wear inspections are limited to sound, sight and feel observations. Dial indicator testing is not performed.		
Item	Assessment	Photo
Steering Linkage	★★★☆☆	
Frame Condition	★★★☆☆	
Scissor Linkage	★★★☆☆	
Platform Condition	★★★☆☆	
Platform Extension	★★★☆☆	
Left Front Tire	No visible defects	

Left Rear Tire	No visible defects	
Right Rear Tire	No visible defects	
Right Front Tire	No visible defects	
Wheel Condition	No visible damage or missing components	
Wheel Studs	★★★★☆	
Limited Function Check (Scissor-lift)	The main components appear to be in place and operational.	
Chassis #1		
Chassis #2		

Chassis #3		
Chassis #4		
Chassis #5		
Chassis #6		
Chassis #7		
Chassis #8		
Chassis #9		

Chassis #10		 A close-up photograph of a large, treaded tire mounted on a metal rim. The tire is part of a yellow and orange scissor lift. The background shows gravel.
Chassis #11		 A close-up photograph of a large, treaded tire mounted on a metal rim, similar to the one in the first image. It is also part of a yellow and orange scissor lift. The background shows gravel.

Buy this item and view more at www.ironplanet.com or call 800-211-3983

IronPlanet, Inc. © 2012 All Rights Reserved