



Buy this item and view more at [www.ironplanet.com](http://www.ironplanet.com) or call 800-211-3983

## Item #14301271 - 2018 JLG 4069LE Electric Scissor Lift



### Item Details:

- Features: 40 ft Max Platform Height, 800 lb Max Weight Capacity, Platform Extension, Power to Platform, Foam Filled Tires, Upper Control Box
- Meter Reading: 311 Hours
- Serial # : 0200266056
- Inspection Completed: 12/16/25





### Shipping Details:







- Location Washington (Lewis County)
- Loading Dock Available: No
- Pickup Hours: null-null
- You will need a copy of your IronPlanet Item Release to pick the item up. Please call one day in advance to schedule pickup.








# Inspection Report








**Note:** This condition inspection report is the result of an impartial, systematic, documented process focused on the establishment of the general, overall mechanical condition of a piece of equipment, or of a vehicle, at a specific time. The purpose of the inspection is to establish the "as is" operational capability of the machine. It is not a performance or load test on the item.







Inspection Ratings Key	
★★★★	Limited use or recently replaced. Free of visible wear or defects.
★★★☆☆	Performs within the tolerances expected for age and type of item
★★☆☆☆	Although performing, shows indication of needing repair or replacement
★☆☆☆☆	Needs immediate repair/replacement. Requires work if it is to perform as expected

General Appearance		
Item	Assessment	Photo
Picture, Left Front Corner		
Picture, Left Rear Corner		
Picture, Right Rear Corner		
Picture, Right Front Corner		



Serial Number / VIN	0200266056	
Hour Meter / Odometer	311 hrs	
Paint	No visible damage	
Body Panels	No visible damage or missing components	
Steps/Ladders		
Basket / Safety Railing	No visible damage or missing components	
General Appearance #1		





General Appearance #2		
General Appearance #3		
General Appearance #4		
General Appearance #5		
General Appearance #6		
General Appearance #7		
General Appearance #8		





General Appearance #9		
General Appearance #10		
General Appearance #11		
General Appearance #12		
General Appearance #13		
General Appearance #14		
General Appearance #15		





General Appearance #16		
General Appearance #17		
General Appearance #18		
General Appearance #19		
General Appearance #20		
General Appearance #21		







<b>Safety</b>		
<b>Item</b>	<b>Assessment</b>	<b>Photo</b>
Travel Alarm	Operational	
Horn	Operational	








<b>Control Station Ground</b>		
<b>Item</b>	<b>Assessment</b>	<b>Photo</b>
Function Controls	★ ★ ★ ☆	
Limited Function Check	The main components are in place and operational as noted.	
Control Station Ground #1		


<b>Control Station Upper</b>		
Pin connection pivot point wear inspections are limited to sound, sight and feel observations. Dial indicator testing is not performed.		
<b>Item</b>	<b>Assessment</b>	<b>Photo</b>
Control Console	No visible damage or missing components	
Emergency Shut Off Switch	Operational	
Upper Function Controls	★★★★☆	
Limited Function Check	The main components are in place and operational as noted.	
Control Station Upper #1		







<b>Electrical Operating System</b>		
<b>Item</b>	<b>Assessment</b>	<b>Photo</b>
Operating Voltage	48 Volts	
Battery Condition	Functioned during the inspection	
Cables and Connections	No visible damage or missing components	
Battery Charger	Included	
Limited Function Check	The electrical system was operational in a limited check.	
Electrical Operating System #1		
Electrical Operating System #2		







<b>Drivetrain</b>		
Operational test is limited to low speed in a confined flat area without load. Differential interlocks, full transmission shifting and functionality of all drive axles cannot be fully verified. Inspector listens for abnormal noises, observes leaks and notes physical damage.		
<b>Item</b>	<b>Assessment</b>	<b>Photo</b>
Drive Motors	★ ★ ★ ☆	
Final Drives	★ ★ ★ ☆	
Limited Function Check	The drivetrain was operational.	
Drivetrain #1		
Drivetrain #2		





Hydraulics		
Item	Assessment	Photo
Pumps (Hydraulics)	★★★★☆	
Valves	★★★★☆	
Hydraulic Tank	★★★★☆	
Hoses		
Lift Cylinders	★★★★☆	
Steering Cylinder	★★★★☆	
Limited Function Check	The hydraulic system was operational.	

Hydraulics #1		
Hydraulics #2		
Hydraulics #3		
Hydraulics #4		
Hydraulics #5		
Hydraulics #6		
Hydraulics #7		

Hydraulics #8		
Hydraulics #9		

<b>Chassis</b>		
IronPlanet pin connection pivot point wear inspections are limited to sound, sight and feel observations. Dial indicator testing is not performed.		
<b>Item</b>	<b>Assessment</b>	<b>Photo</b>
Steering Linkage	☆☆☆☆	
Frame Condition	☆☆☆☆	
Scissor Linkage	☆☆☆☆	
Platform Condition	☆☆☆☆	
Platform Extension	☆☆☆☆	
Left Front Tire	No visible defects	

Left Rear Tire	No visible defects	
Right Rear Tire	No visible defects	
Right Front Tire	No visible defects	
Wheel Condition	No visible damage or missing components	
Wheel Studs	★★★★☆	
Limited Function Check (Scissor-lift)	The main components appear to be in place and operational.	
Chassis #1		
Chassis #2		

Chassis #3		
Chassis #4		
Chassis #5		
Chassis #6		

**Buy this item and view more at [www.ironplanet.com](http://www.ironplanet.com) or call 800-211-3983**

IronPlanet, Inc. © 2012 All Rights Reserved