



Buy this item and view more at [www.ironplanet.com](http://www.ironplanet.com) or call 800-211-3983

## Item #14577209 - 2016 Skyjack SJ6826 RT Dual Fuel 4x4 Scissor Lift



### Item Details:

- Features: 26 ft Max Platform Height, 1250 lb Max Weight Capacity, Platform Extension, Power to Platform, Foam Filled Tires, Upper Control Box, 2016 US EPA Label, Kubota WG972-GL-ET 3 Cylinder Dual Fuel Engine
- Meter Reading: 2,160 Hours
- Serial # : 37007970
- Inspection Completed: 1/12/26

### Shipping Details:





- Location Missouri (Kansas City, MO-KS area)
- Loading Dock Available: No
- Pickup Hours: null-null
- You will need a copy of your IronPlanet Item Release to pick the item up. Buyer MUST Call 48 Hours in Advance of Pickup, Buyer MUST Self Load


 Protected by IronClad Assurance



# Inspection Report


**Note:** This condition inspection report is the result of an impartial, systematic, documented process focused on the establishment of the general, overall mechanical condition of a piece of equipment, or of a vehicle, at a specific time. The purpose of the inspection is to establish the "as is" operational capability of the machine. It is not a performance or load test on the item.






Inspection Ratings Key	
★★★★	Limited use or recently replaced. Free of visible wear or defects.
★★★☆☆	Performs within the tolerances expected for age and type of item
★★☆☆☆	Although performing, shows indication of needing repair or replacement
★☆☆☆☆	Needs immediate repair/replacement. Requires work if it is to perform as expected




General Appearance		
Item	Assessment	Photo
Picture, Left Front Corner		
Picture, Left Rear Corner		
Picture, Right Rear Corner		
Picture, Right Front Corner		


Serial Number / VIN	37007970	
CE Mark	No CE mark found	
Hour Meter / Odometer	2160 hrs	
Paint	Concrete residue	
Body Panels	Engine compartment door damaged	
Steps/Ladders		
Basket / Safety Railing	No visible damage or missing components	





<b>Safety</b>		
<b>Item</b>	<b>Assessment</b>	<b>Photo</b>
Travel Alarm	Operational	
Horn	Operational	
Current Safety Manual	Yes	
Current Operator/Maintenance Manual	Yes	
ANSI Guidelines	Yes	
Safety #1		







<b>Control Station Ground</b>		
<b>Item</b>	<b>Assessment</b>	<b>Photo</b>
Function Controls	★ ★ ★ ☆	
Limited Function Check	The main components are in place and operational as noted.	







<b>Control Station Upper</b>		
Pin connection pivot point wear inspections are limited to sound, sight and feel observations. Dial indicator testing is not performed.		
<b>Item</b>	<b>Assessment</b>	<b>Photo</b>
Control Console	No visible damage or missing components	
Emergency Shut Off Switch	Operational	
Safety Control Hand/Foot Switch	★★★★☆ Operational	
Upper Function Controls	★★★★☆	
Limited Function Check	The main components are in place and operational as noted.	
Control Station Upper #1		






<b>Engine</b>		
<b>Item</b>	<b>Assessment</b>	<b>Photo</b>
Emissions Status	2016 US EPA Label	
Emission Label		
Starter	Operational	
Fuel System	Operational	
Exhaust System	No visible damage or missing components	
Radiator	★★★★☆	
Oil Leaks	No dripping leaks	
Fuel Leaks	No dripping leaks	
Cooling System Leaks	No dripping leaks	
Engine - Left Side		

Engine - Right Side		
Limited Function Check	The engine started and ran.	

<b>Drivetrain</b>		
Operational test is limited to low speed in a confined flat area without load. Differential interlocks, full transmission shifting and functionality of all drive axles cannot be fully verified. Inspector listens for abnormal noises, observes leaks and notes physical damage.		
<b>Item</b>	<b>Assessment</b>	<b>Photo</b>
Drive Motors	★★★☆☆	
Limited Function Check	The drivetrain was operational.	
Drivetrain #1		
Drivetrain #2		
Drivetrain #3		

<b>Hydraulics</b>		
<b>Item</b>	<b>Assessment</b>	<b>Photo</b>
Pumps (Hydraulics)	★★★★☆	
Valves	★★★★☆	
Hydraulic Tank	★★★★☆	
Hoses		
Lift Cylinders	★★★★☆	
Steering Cylinder	★★★★☆	
Limited Function Check	The hydraulic system was operational.	

Chassis		
IronPlanet pin connection pivot point wear inspections are limited to sound, sight and feel observations. Dial indicator testing is not performed.		
Item	Assessment	Photo
Brake System	★★☆☆ The brake system functioned, stopping and holding the machine.	
Steering Linkage	★★☆☆	
Frame Condition	★★☆☆	
Scissor Linkage	★★☆☆	
Platform Condition	★★☆☆	
Platform Extension	★★☆☆ Metal damage.	

Left Front Tire	Cracks, Chunks missing	
Left Rear Tire	Cracks, Chunks missing	
Right Rear Tire	Cracks, Chunks missing	
Right Front Tire	Cracks, Chunks missing	
Wheel Condition	No visible damage or missing components	
Wheel Studs	★★★★☆	
Limited Function Check (Scissor-lift)	The main components appear to be in place and operational.	
Chassis #1		

Buy this item and view more at [www.ironplanet.com](http://www.ironplanet.com) or call 800-211-3983

IronPlanet, Inc. © 2012 All Rights Reserved