



Buy this item and view more at www.ironplanet.com or call 800-211-3983

Item #14339904 - 2016 Skyjack SJ6832 RT Dual Fuel 4x4 Scissor Lift



Item Details:

- Features: 32 ft Max Platform Height, 1000 lb Max Weight Capacity, Platform Extension, Power to Platform, Stabilizers, Foam Filled Tires, Upper Control Box, 2015 US EPA Label, Kubota WG972GLET 3 Cylinder 962 cc Dual Fuel Engine
- Meter Reading: 2,495 Hours
- Serial # : 37007938
- Inspection Completed: 2/10/26

Shipping Details:





- Location Ontario
- Loading Dock Available: No
- Pickup Hours: null-null
- You will need a copy of your IronPlanet Item Release to pick the item up. You must call at least 24 hours in advance to schedule pickup







 Protected by IronClad Assurance

Inspection Report

Note: This condition inspection report is the result of an impartial, systematic, documented process focused on the establishment of the general, overall mechanical condition of a piece of equipment, or of a vehicle, at a specific time. The purpose of the inspection is to establish the "as is" operational capability of the machine. It is not a performance or load test on the item.




Inspection Ratings Key	
★★★★	Limited use or recently replaced. Free of visible wear or defects.
★★★☆☆	Performs within the tolerances expected for age and type of item
★★☆☆☆	Although performing, shows indication of needing repair or replacement
★☆☆☆☆	Needs immediate repair/replacement. Requires work if it is to perform as expected



General Appearance		
Item	Assessment	Photo
Picture, Left Front Corner		
Picture, Left Rear Corner		
Picture, Right Rear Corner		
Picture, Right Front Corner		

Serial Number / VIN	37007938	
Hour Meter / Odometer	2495 hrs	
Paint	No visible damage	
Body Panels	Front panel	
Steps/Ladders		
Basket / Safety Railing	No visible damage or missing components	
General Appearance #1		

General Appearance #2













Safety		
Item	Assessment	Photo
Travel Alarm	Operational	
Horn	Operational	
Current Safety Manual	Yes	
Current Operator/Maintenance Manual	Yes	
ANSI Guidelines	Yes	
Safety #1		
Safety #2		






Control Station Ground		
Item	Assessment	Photo
Function Controls	★★★☆☆	
Engine Oil Pressure	No oil pressure indicator	
Limited Function Check	The main components are in place and operational as noted.	





Control Station Upper







Pin connection pivot point wear inspections are limited to sound, sight and feel observations. Dial indicator testing is not performed.




Item	Assessment	Photo
Control Console	No visible damage or missing components	
Emergency Shut Off Switch	Operational	
Upper Function Controls	★★★★☆	
Limited Function Check	The main components are in place and operational as noted.	
Control Station Upper #1		

Engine		
Item	Assessment	Photo
Emissions Status	2015 US EPA Label	
Engine #1		
Engine #2		
Emission Label		
Starter	Operational	
Fuel System	Operational	
Exhaust System	No visible damage or missing components	
Radiator	★★★★☆	

Oil Leaks	No dripping leaks	
Fuel Leaks	No dripping leaks	
Cooling System Leaks	No dripping leaks	
Engine - Left Side		
Engine - Right Side		
Limited Function Check	The engine started and ran.	







Drivetrain		
Operational test is limited to low speed in a confined flat area without load. Differential interlocks, full transmission shifting and functionality of all drive axles cannot be fully verified. Inspector listens for abnormal noises, observes leaks and notes physical damage.		
Item	Assessment	Photo
Drive Motors	★★★☆☆	
Front Drive Axle	★★★☆☆	
Rear Drive Axle	★★★☆☆	
Limited Function Check	The drivetrain was operational.	
Drivetrain #1		
Drivetrain #2		
Drivetrain #3		







Hydraulics		
Item	Assessment	Photo
Pumps (Hydraulics)	★★☆☆☆ Seepage	
Valves	★★★☆☆	
Hydraulic Tank	★★★☆☆	
Hoses		
Lift Cylinders	★★★☆☆	
Steering Cylinder	★★★☆☆	

Outrigger Cylinders	☆☆☆☆	
Limited Function Check	The hydraulic system was operational.	
Hydraulics #1		
Hydraulics #2		

Chassis

IronPlanet pin connection pivot point wear inspections are limited to sound, sight and feel observations. Dial indicator testing is not performed.

Item	Assessment	Photo
Steering Linkage	★★★★☆	
Frame Condition	★★★★☆	
Scissor Linkage	★★★★☆	
Platform Condition	★★★★☆	
Platform Extension	★★★★☆	
Left Front Tire	Cracks	

Left Rear Tire	Tears	
Right Rear Tire	Cracks, Chunks missing	
Right Front Tire	Cracks, Tears	
Wheel Condition	No visible damage or missing components	
Wheel Studs	★★★★☆	
Outriggers / Stabilizers	★★★★☆	
Limited Function Check (Scissor-lift)	The main components appear to be in place and operational.	
Chassis #1		

Buy this item and view more at www.ironplanet.com or call 800-211-3983

IronPlanet , Inc. © 2012 All Rights Reserved