



Buy this item and view more at www.ironplanet.com or call 800-211-3983

Item #14855866 - 2016 SkyTrak 6042 Telehandler



Item Details:

- Features: Enclosed Cab, 42 ft Max Lift Height, 6000 lb Max Lift Capacity, 72 in Forks, Tilt Carriage, Manual Coupler, Frame Leveling, Auxiliary Hydraulic Plumbing
- Meter Reading: 2,469 Hours
- Serial #: 160073746
- Inspection Completed: 3/2/26

Shipping Details:





- Location Washington (Lewis County)
- Loading Dock Available: No
- Pickup Hours: null-null
- You will need a copy of your IronPlanet Item Release to pick the item up. Please call one day in advance to schedule pickup.








 Protected by IronClad Assurance

Inspection Report







Note: This condition inspection report is the result of an impartial, systematic, documented process focused on the establishment of the general, overall mechanical condition of a piece of equipment, or of a vehicle, at a specific time. The purpose of the inspection is to establish the "as is" operational capability of the machine. It is not a performance or load test on the item.

Inspection Ratings Key	
★★★★	Limited use or recently replaced. Free of visible wear or defects.
★★★☆☆	Performs within the tolerances expected for age and type of item
★★☆☆☆	Although performing, shows indication of needing repair or replacement
★☆☆☆☆	Needs immediate repair/replacement. Requires work if it is to perform as expected

General Appearance		
Item	Assessment	Photo
Picture, Left Front Corner		
Picture, Left Rear Corner		
Picture, Right Rear Corner		
Picture, Right Front Corner		







<p>Serial Number / VIN</p>	<p>160073746</p>	
<p>Paint</p>	<p>No visible damage</p>	
<p>Body Panels</p>	<p>No visible damage or missing components</p>	
<p>Steps</p>	<p>No visible damage or missing components</p>	
<p>Hand Rails</p>	<p>No visible damage or missing components</p>	
<p>Exterior Lights</p>	<p>All lights operational</p>	
<p>General Appearance #1</p>		



General Appearance #2		
General Appearance #3		
General Appearance #4		
General Appearance #5		
General Appearance #6		
General Appearance #7		
General Appearance #8		

General Appearance #9		
General Appearance #10		
General Appearance #11		
General Appearance #12		
General Appearance #13		
General Appearance #14		
General Appearance #15		








General Appearance #16		 A photograph of an orange JLG telehandler from a front-quarter perspective. The machine is parked on a gravel surface under a clear blue sky. The JLG logo is visible on the side of the chassis, and a large 'IRON' logo is overlaid on the bottom right corner of the image.
General Appearance #17		 A photograph of an orange JLG telehandler from a front-quarter perspective, similar to the first image. The machine is parked on a gravel surface under a clear blue sky. The JLG logo is visible on the side of the chassis, and a large 'IRON' logo is overlaid on the bottom right corner of the image.
General Appearance #18		 A photograph of an orange JLG telehandler from a front-quarter perspective, similar to the previous images. The machine is parked on a gravel surface under a clear blue sky. The JLG logo is visible on the side of the chassis, and a large 'IRON' logo is overlaid on the bottom right corner of the image.



Safety		
Item	Assessment	Photo
Travel Alarm	Operational	
Horn	Operational	
Seat Belts	Operational	







Control Station		
Item	Assessment	Photo
Seat/Armrests	No visible damage or missing components	
Mirrors		
Steering Control	★★★★☆	
Hydraulic Controls	★★★★☆	
Drivetrain Controls	★★★★☆	
Load Charts	Posted on cab wall	






Warning Lights	Operational	
Gauges	Operational	
Hour Meter / Odometer	2469 hrs	
Limited Function Check	The main components are in place and operational as noted.	
Control Station #1		
Control Station #2		







Engine		
Item	Assessment	Photo
Engine	US EPA Label not legible	
Starter	Operational	
Exhaust System	No visible damage or missing components	
Radiator	★★★★☆	
Oil Leaks	No dripping leaks	
Engine - Left Side		
Engine - Right Side		
Limited Function Check	The engine started and ran.	
Engine #1		








Engine #2		 A photograph showing the engine compartment of a telehandler, labeled as Engine #2. The engine is partially obscured by orange metal components. An "IRON PLANET" logo is visible in the bottom right corner of the image.
Engine #3		 A photograph showing the engine compartment of a telehandler, labeled as Engine #3. The engine is partially obscured by orange metal components. An "IRON PLANET" logo is visible in the bottom right corner of the image.
Engine #4		 A photograph showing the engine compartment of a telehandler, labeled as Engine #4. The engine is partially obscured by orange metal components. An "IRON PLANET" logo is visible in the bottom right corner of the image.
Engine #5		 A photograph showing the engine compartment of a telehandler, labeled as Engine #5. The engine is partially obscured by orange metal components. An "IRON PLANET" logo is visible in the bottom right corner of the image.
Engine #6		 A photograph showing the engine compartment of a telehandler, labeled as Engine #6. The engine is partially obscured by orange metal components. An "IRON PLANET" logo is visible in the bottom right corner of the image.
Engine #7		 A photograph showing the engine compartment of a telehandler, labeled as Engine #7. The engine is partially obscured by orange metal components. An "IRON PLANET" logo is visible in the bottom right corner of the image.
Engine #8		 A photograph showing the engine compartment of a telehandler, labeled as Engine #8. The engine is partially obscured by orange metal components. An "IRON PLANET" logo is visible in the bottom right corner of the image.

Engine #9		
Engine #10		

Drivetrain		
Operational test is limited to low speed in a confined flat area without load. Differential interlocks, full transmission shifting and functionality of all drive axles cannot be fully verified. Inspector listens for abnormal noises, observes leaks and notes physical damage.		
Item	Assessment	Photo
Transmission	★★☆☆ Operational	
Transfer Case / Drop Box	★★☆☆ Operational	
Front Drive Axle	★★☆☆	
Front Axle Oscillating Pin	★★☆☆	
Rear Drive Axle	★★☆☆	
Rear Axle Oscillating Pin	★★☆☆	

Final Drives	★★★★☆	
Limited Function Check	The drivetrain was operational.	
Drivetrain #1		
Drivetrain #2		
Drivetrain #3		
Drivetrain #4		







Hydraulics		
Item	Assessment	Photo
Pumps (Hydraulics)	★★★★☆	
Valves	★★★★☆	
Hydraulic Tank	★★★★☆	
Hoses (Hydraulics)	★★★★☆	
Auxiliary Hydraulic Plumbing	Not operationally checked, Front	
Boom Lift Cylinder(s)	★★★★☆	








Telescopic Boom Cylinders	★★★★☆	
Carriage Tilt Cylinder	★★★★☆	
Frame Leveling Cylinders	★★★★☆	
Steering Cylinders	★★★★☆	
Limited Function Check	The hydraulic system was operational.	
Hydraulics #1		
Hydraulics #2		
Hydraulics #3		

Hydraulics #4		 A close-up photograph of the hydraulic boom joint of an orange telehandler. It shows a large hydraulic cylinder and various hoses and fittings. The "IRON PLANET" logo is visible in the bottom right corner.
Hydraulics #5		 A close-up photograph of the hydraulic boom joint, similar to the previous image, showing the hydraulic cylinder and boom structure. The "IRON PLANET" logo is visible in the bottom right corner.
Hydraulics #6		 An interior view of a hydraulic compartment on the telehandler, showing a large hydraulic cylinder and various hoses. The "IRON PLANET" logo is visible in the bottom right corner.
Hydraulics #7		 A side view of the hydraulic boom of the telehandler, showing the hydraulic cylinder and the boom structure. The "IRON PLANET" logo is visible in the bottom right corner.
Hydraulics #8		 A side view of the hydraulic boom, showing the hydraulic cylinder and the boom structure. The "IRON PLANET" logo is visible in the bottom right corner.
Hydraulics #9		 A close-up photograph of the hydraulic cylinder, showing the cylinder head and the boom structure. The "IRON PLANET" logo is visible in the bottom right corner.
Hydraulics #10		 An interior view of the hydraulic compartment, showing the hydraulic cylinder and various hoses. The "IRON PLANET" logo is visible in the bottom right corner.






Hydraulics #11














Chassis		
IronPlanet pin connection pivot point wear inspections are limited to sound, sight and feel observations. Dial indicator testing is not performed.		
Item	Assessment	Photo
Boom Condition	★★★★☆	
Left Side of Boom		
Right Side of Boom		
Chain / Tensioners	★★★★☆ Heavy wear	
Rollers and Guides	★★★★☆ Heavy wear	
Boom Wear Guides	★★★★☆	

Chassis #1		
Chassis #2		
Chassis #3		
Chassis #4		
Chassis #5		
Chassis #6		
Chassis #7		

Chassis #8		
Chassis #9		

Telehandler*		
IronPlanet pin connection pivot point wear inspections are limited to sound, sight and feel observations. Dial indicator testing is not performed.		
Item	Assessment	Photo
Steering Linkage	★★★☆☆	
Frame Condition	★★★☆☆	
Limited Function Check	The main chassis components functioned during a limited check.	
Brake Control	★★★☆☆	
Park Brake	★★★☆☆ Stopped from a slow roll	
Limited Function Check - Brakes	The service brakes are operational, The park brake is operational.	
Left Front Tire	Size: 370/75-28 Brand: Firestone Model: DuraForce Tread Depth: 19/32	
Left Rear Tire	Size: 370/75-28 Brand: Firestone Model: DuraForce Tread Depth: 16/32	

<p>Right Rear Tire</p>	<p>Size: 370/75-28 Brand: Firestone Model: DuraForce Tread Depth: 16/32</p>	
<p>Right Front Tire</p>	<p>Size: 370/75-28 Brand: Firestone Model: DuraForce Tread Depth: 20/32</p>	
<p>Wheel Condition</p>	<p>No visible damage or missing components</p>	
<p>Loader Quick Coupler</p>	<p>★★★★☆ Operational</p>	
<p>Load Back Rest</p>	<p>★★★★☆</p>	
<p>Forks</p>	<p>★★★★☆</p>	
<p>Telehandler* #1</p>		

Telehandler* #2		
Telehandler* #3		
Telehandler* #4		
Telehandler* #5		

Buy this item and view more at www.ironplanet.com or call 800-211-3983

IronPlanet , Inc. © 2012 All Rights Reserved