



Buy this item and view more at [www.ironplanet.com](http://www.ironplanet.com) or call 800-211-3983

## Item #14786826 - 2019 JLG 4069LE Electric Scissor Lift



### Item Details:

- Features: 30 ft Max Platform Height, 800 lb Max Weight Capacity, Platform Extension, Power to Platform, Solid Non-Marking Tires, Upper Control Box
- Meter Reading: 371 Hours
- Serial # : M200033340
- Inspection Completed: 2/24/26

### Shipping Details:





- Location Texas (Harris County)
- Loading Dock Available: No
- Pickup Hours: null-null
- You will need a copy of your IronPlanet Item Release to pick the item up. Please call one day in advance to schedule pickup.







 Protected by IronClad Assurance






# Inspection Report

**Note:** This condition inspection report is the result of an impartial, systematic, documented process focused on the establishment of the general, overall mechanical condition of a piece of equipment, or of a vehicle, at a specific time. The purpose of the inspection is to establish the "as is" operational capability of the machine. It is not a performance or load test on the item.


Inspection Ratings Key	
★★★★	Limited use or recently replaced. Free of visible wear or defects.
★★★☆☆	Performs within the tolerances expected for age and type of item
★★☆☆☆	Although performing, shows indication of needing repair or replacement
★☆☆☆☆	Needs immediate repair/replacement. Requires work if it is to perform as expected

General Appearance		
Item	Assessment	Photo
Picture, Left Front Corner		
Picture, Left Rear Corner		
Picture, Right Rear Corner		
Picture, Right Front Corner		

<p>Serial Number / VIN</p>	<p>M200033340</p>	
<p>CE Mark</p>	<p>No CE mark found</p>	
<p>Hour Meter / Odometer</p>	<p>371 hrs</p>	
<p>Paint</p>	<p>Other unknown material</p>	
<p>Body Panels</p>	<p>Hydraulic compartment door damaged</p>	
<p>Steps/Ladders</p>		
<p>Basket / Safety Railing</p>	<p>No visible damage or missing components</p>	
<p>General Appearance #1</p>		


General Appearance #2		 A photograph of a red and yellow JLG 4045R scissor lift. The lift is parked on a paved surface next to a building. The model number "4045R" is visible on the side of the lift.
General Appearance #3		 A close-up photograph of the base of the scissor lift, showing the red and yellow painted metal components and the gravel ground.
General Appearance #4		 A photograph of the side of the scissor lift, featuring the JLG logo and the website address "www.jlg.com". The lift is red and yellow.
General Appearance #5		 A photograph showing the scissor mechanism of the lift, with the red and yellow metal arms extending upwards. The lift is parked on a paved surface.
General Appearance #6		 Another photograph of the scissor mechanism, showing the red and yellow metal structure from a different angle. The lift is parked on a paved surface.





<b>Safety</b>		
<b>Item</b>	<b>Assessment</b>	<b>Photo</b>
Travel Alarm	Operational	
Horn	Operational	
Current Safety Manual	No	
Current Operator/Maintenance Manual	No	
ANSI Guidelines	No	




<b>Control Station Ground</b>		
<b>Item</b>	<b>Assessment</b>	<b>Photo</b>
Function Controls	☆☆☆☆	
Limited Function Check	The main components are in place and operational as noted.	







## Control Station Upper








Pin connection pivot point wear inspections are limited to sound, sight and feel observations. Dial indicator testing is not performed.

Item	Assessment	Photo
Control Console	No visible damage or missing components	
Emergency Shut Off Switch	Operational	
Upper Function Controls	★★★★☆	
Limited Function Check	The main components are in place and operational as noted.	
Control Station Upper #1		
Control Station Upper #2		
Control Station Upper #3		

<b>Electrical Operating System</b>		
<b>Item</b>	<b>Assessment</b>	<b>Photo</b>
Operating Voltage	48 Volts	
Battery Condition	Functioned during the inspection	
Cables and Connections	No visible damage or missing components	
Battery Charger	Included Appears normal - Not operationally checked, Single Phase	
Limited Function Check	The electrical system was operational in a limited check.	
Electrical Operating System #1		
Electrical Operating System #2		






<b>Drivetrain</b>		
Operational test is limited to low speed in a confined flat area without load. Differential interlocks, full transmission shifting and functionality of all drive axles cannot be fully verified. Inspector listens for abnormal noises, observes leaks and notes physical damage.		
<b>Item</b>	<b>Assessment</b>	<b>Photo</b>
Drive Motors	★★☆☆ Cannot get pictures of drive motors	
Final Drives	★★☆☆	
Limited Function Check	The drivetrain was operational.	
Drivetrain #1		
Drivetrain #2		







<b>Hydraulics</b>		
<b>Item</b>	<b>Assessment</b>	<b>Photo</b>
Pumps (Hydraulics)	★★★★☆	
Valves	★★★★☆	
Hydraulic Tank	★★★★☆	
Hoses		
Lift Cylinders	★★★★☆	
Steering Cylinder	★★★★☆	
Limited Function Check	The hydraulic system was operational.	








Hydraulics #1		
Hydraulics #2		
Hydraulics #3		
Hydraulics #4		
Hydraulics #5		
Hydraulics #6		
Hydraulics #7		








Hydraulics #8



<b>Chassis</b>		
IronPlanet pin connection pivot point wear inspections are limited to sound, sight and feel observations. Dial indicator testing is not performed.		
<b>Item</b>	<b>Assessment</b>	<b>Photo</b>
Brake System	★★☆☆ The brake system functioned, stopping and holding the machine., Cannot get pictures	
Steering Linkage	★★☆☆	
Frame Condition	★★☆☆	
Scissor Linkage	★★☆☆	
Platform Condition	★★☆☆	
Platform Extension	★★☆☆ Couldn't get extension to slid out	

Left Front Tire	Cracks, Chunks missing	
Left Rear Tire	Cracks, Chunks missing	
Right Rear Tire	Cracks, Chunks missing	
Right Front Tire	Cracks, Chunks missing	
Wheel Condition	No visible damage or missing components	
Wheel Studs	★★★★☆	
Limited Function Check (Scissor-lift)	The main components appear to be in place and operational.	
Chassis #1		

Chassis #2		
Chassis #3		
Chassis #4		
Chassis #5		
Chassis #6		
Chassis #7		
Chassis #8		

Chassis #9		 A close-up photograph of a tire mounted on a white metal rim. The tire is black with a tread pattern. The rim has several bolts. The background shows a gravel surface and a portion of an orange lift.
Chassis #10		 A close-up photograph of a tire mounted on a white metal rim, similar to chassis #9. The tire is black with a tread pattern. The rim has several bolts. The background shows a gravel surface and a portion of an orange lift.
Chassis #11		 A close-up photograph of a tire mounted on a white metal rim, similar to chassis #9. The tire is black with a tread pattern. The rim has several bolts. The background shows a gravel surface and a portion of an orange lift.
Chassis #12		 A photograph showing the scissor lift mechanism of the lift. The mechanism is yellow and orange, with a red platform. The lift is extended upwards. The background is a clear blue sky.
Chassis #13		 A photograph showing the platform of the scissor lift. The platform is orange with a red diamond plate floor. There are some cables and a control panel on the platform. The background shows a gravel surface and other lifts.
Chassis #14		 A photograph showing the platform of the scissor lift. The platform is orange with a red diamond plate floor. There are some cables and a control panel on the platform. The background shows a gravel surface and other lifts.
Chassis #15		 A photograph showing the platform of the scissor lift. The platform is orange with a red diamond plate floor. There are some cables and a control panel on the platform. The background shows a gravel surface and other lifts.

**Buy this item and view more at [www.ironplanet.com](http://www.ironplanet.com) or call 800-211-3983**

IronPlanet , Inc. © 2012 All Rights Reserved