



Buy this item and view more at www.ironplanet.com or call 800-211-3983

Item #14301794 - 2016 JLG 800S 4WD Diesel Telescopic Boom Lift



Item Details:

- Features: 80 ft Max Platform Height, 1000 lb Max Weight Capacity, Power to Platform, Onboard Generator, 2015 US EPA Label, Deutz TD2.9L4 4 Cylinder 67 hp 2.9 L Diesel Engine, 15-625NHS Foam-Filled Tires
- Meter Reading: 3,840 Hours
- Serial # : 0300203949
- Inspection Completed: 2/18/26

Shipping Details:





- Location Illinois (Grundy County)
- Loading Dock Available: No
- Pickup Hours: null-null
- You will need a copy of your IronPlanet Item Release to pick the item up. You must call at least 24 hours in advance to schedule pickup







 Protected by IronClad Assurance

Inspection Report


Note: This condition inspection report is the result of an impartial, systematic, documented process focused on the establishment of the general, overall mechanical condition of a piece of equipment, or of a vehicle, at a specific time. The purpose of the inspection is to establish the "as is" operational capability of the machine. It is not a performance or load test on the item.





Inspection Ratings Key	
★★★★	Limited use or recently replaced. Free of visible wear or defects.
★★★☆☆	Performs within the tolerances expected for age and type of item
★★☆☆☆	Although performing, shows indication of needing repair or replacement
★☆☆☆☆	Needs immediate repair/replacement. Requires work if it is to perform as expected







General Appearance		
Item	Assessment	Photo
Picture, Left Front Corner		
Picture, Left Rear Corner		
Picture, Right Rear Corner		
Picture, Right Front Corner		



Serial Number / VIN	0300203949	
CE Mark	No CE mark found	
Hour Meter / Odometer	3840 hrs	
Paint	No visible damage	
Body Panels	Right rear panel is damaged.	
Basket / Safety Railing	No visible damage or missing components	
General Appearance #1		
General Appearance #2		

Safety		
Item	Assessment	Photo
Travel Alarm	Operational	
Horn	Operational	
Current Safety Manual	Yes	
Current Operator/Maintenance Manual	Yes	
ANSI Guidelines	No	

Control Station Ground		
Item	Assessment	Photo
Function Controls	★ ★ ★ ☆	
Oil Pressure	The fault indicator shuts off after the engine oil pressure rises.	
Warning Lights	Operational	
Limited Function Check	The main components are in place and operational as noted.	







Control Station		
Pin connection pivot point wear inspections are limited to sound, sight and feel observations. Dial indicator testing is not performed.		
Item	Assessment	Photo
Control Console	No visible damage or missing components	
Emergency Shut Off Switch	Operational	
Safety Control Hand/Foot Switch	★★★★☆ Operational	
Function Controls	★★★★☆	
Engine Warning Lights	Operational	
Limited Function Check	The main components are in place and operational as noted.	



Engine		
Item	Assessment	Photo
Emissions Status	2015 US EPA Label	
Engine #1		
Engine #2		
Emission Label		
Blow-by (subjective visual observation)	Recirculating system	
Starter	Operational	
Fuel System	Operational	
Exhaust System	No visible damage or missing components	
Radiator	★★★★☆	
Oil Leaks	No dripping leaks	







Fuel Leaks	No dripping leaks	
Cooling System Leaks	No dripping leaks	
Onboard Generator	Not operationally checked	
Engine - Left Side		
Limited Function Check	After jump starting, the engine ran.	




Drivetrain


Operational test is limited to low speed in a confined flat area without load. Differential interlocks, full transmission shifting and functionality of all drive axles cannot be fully verified. Inspector listens for abnormal noises, observes leaks and notes physical damage.







Item	Assessment	Photo
Left Front Final Drive	★★★★☆	
Left Front Drive Motor	★★★★☆	
Left Rear Final Drive	★★★★☆	
Left Rear Drive Motor	★★★★☆	
Right Rear Final Drive	★★★★☆	
Right Rear Drive Motor	★★★★☆	








Right Front Final Drive	★★★★☆	
Right Front Drive Motor	★★★★☆	
Limited Function Check	The drivetrain was operational.	




Hydraulics		
See photos for condition		
Item	Assessment	Photo
Pumps (Hydraulics)	★★★★☆	
Valves	★★★★☆	
Hydraulic Tank	★★★★☆	
Hoses (Hydraulic)	★★★★☆	
Steering Cylinders	★★★★☆	
Boom Lift Cylinder	★★★★☆	
Secondary Boom Cylinder	Not visible.	
Boom Extension Cylinder	★★★★☆	

Basket Tilt Cylinder	★★★★☆	
Basket Rotator Motor	★★★★☆	
Frame Leveling Cylinders	★★★★☆	
Limited Function Check	The hydraulic system was operational.	

Undercarriage		
Item	Assessment	Photo
Undercarriage #1		

Chassis		
IronPlanet pin connection pivot point wear inspections are limited to sound, sight and feel observations. Dial indicator testing is not performed.		
Item	Assessment	Photo
Steering Linkage	★★★☆☆	
Frame Condition	★★★☆☆	
Brake System	★★★☆☆ The brake system functioned, stopping and holding the machine.	
Left Front Tire	Cracks, Chunks missing, Tears	
Left Rear Tire	Cracks, Chunks missing, Tears	
Right Rear Tire	Cracks, Chunks missing, Tears	

Right Front Tire	Cracks, Chunks missing, Tears	
Wheel Condition	No visible damage or missing components	
Turntable Bearing	★★★★☆	
Bottom Covers		
Swing Motor	★★★★☆	
Boom Condition	★★★★☆	
Left Side of Boom		

Right Side of Boom		 A photograph showing the right side of the telescopic boom of a lift truck. The boom is yellow and red, extending from the truck towards the right. The background shows a gravel lot with other equipment.
Boom Wear Guides	☆☆☆☆	 A close-up photograph of the boom wear guides. The guides are yellow and red, showing signs of wear and use. The background is a gravel lot.
Work Basket		 A photograph of the work basket of the lift truck. The basket is orange and has a metal frame. It is positioned on a gravel lot.

Buy this item and view more at www.ironplanet.com or call 800-211-3983

IronPlanet, Inc. © 2012 All Rights Reserved