



Buy this item and view more at www.ironplanet.com or call 800-211-3983

Item #14787236 - 2018 JLG 4045R Electric Scissor Lift



Item Details:

- Features: 39 ft Max Platform Height, 550 lb Max Weight Capacity, Platform Extension, Power to Platform, Non-Marking Tires, Upper Control Box
- Meter Reading: 362 Miles
- Serial # : 200267649
- Inspection Completed: 3/4/26

Shipping Details:





- Location California (Riverside County)
- Loading Dock Available: No
- Pickup Hours: null-null
- You will need a copy of your IronPlanet Item Release to pick the item up. You must call at least 24 hours in advance to schedule pickup

 Protected by IronClad Assurance

Inspection Report

Note: This condition inspection report is the result of an impartial, systematic, documented process focused on the establishment of the general, overall mechanical condition of a piece of equipment, or of a vehicle, at a specific time. The purpose of the inspection is to establish the "as is" operational capability of the machine. It is not a performance or load test on the item.



| Inspection Ratings Key | |
|------------------------|---|
| ★★★★ | Limited use or recently replaced. Free of visible wear or defects. |
| ★★★☆☆ | Performs within the tolerances expected for age and type of item |
| ★★☆☆☆ | Although performing, shows indication of needing repair or replacement |
| ★☆☆☆☆ | Needs immediate repair/replacement. Requires work if it is to perform as expected |






| General Appearance | | |
|-----------------------------|------------|--|
| Item | Assessment | Photo |
| Picture, Left Front Corner | |  |
| Picture, Left Rear Corner | |  |
| Picture, Right Rear Corner | |  |
| Picture, Right Front Corner | |  |



| | | |
|-------------------------|---|--|
| Serial Number / VIN | 200267649 |  |
| Hour Meter / Odometer | 362 mi |  |
| Paint | No visible damage |  |
| Body Panels | Basket frame near gate |  |
| Steps/Ladders | |  |
| Basket / Safety Railing | No visible damage or missing components | |
| General Appearance #1 | |  |





| | | |
|-----------------------|--|--|
| General Appearance #2 | |  A close-up photograph showing a heavy-duty metal chain attached to a platform edge. A warning label is visible on the platform, and the orange body of the lift is partially seen on the right. |
| General Appearance #3 | |  A photograph of a scissor lift in an outdoor equipment yard. The lift is orange and yellow, with its platform raised. Other pieces of equipment are visible in the background under a clear blue sky. |
| General Appearance #4 | |  A photograph of a scissor lift in an outdoor equipment yard, similar to the previous image but from a slightly different angle. The lift is orange and yellow, with its platform raised. Other pieces of equipment are visible in the background. |
| General Appearance #5 | |  A close-up photograph of the base of the scissor lift, showing the platform and the scissor mechanism. The platform is yellow and the base is orange. An "IRON PLANET" logo is visible in the bottom right corner. |







| Safety | | |
|-------------------------------------|-------------------|--------------|
| Item | Assessment | Photo |
| Travel Alarm | Operational | |
| Horn | Operational | |
| Current Safety Manual | Yes | |
| Current Operator/Maintenance Manual | Yes | |
| ANSI Guidelines | No | |

| Control Station Ground | | |
|-------------------------------|--|--|
| Item | Assessment | Photo |
| Gauges | Operational | |
| Function Controls | ★★★☆☆ |  |
| Warning Lights | Operational |  |
| Limited Function Check | The main components are in place and operational as noted. | |

| Control Station Upper | | |
|---|--|--|
| Pin connection pivot point wear inspections are limited to sound, sight and feel observations. Dial indicator testing is not performed. | | |
| Item | Assessment | Photo |
| Control Console | No visible damage or missing components |  |
| Emergency Shut Off Switch | Operational |  |
| Safety Control Hand/Foot Switch | ★★★★☆ |  |
| Upper Function Controls | ★★★★☆ |  |
| Limited Function Check | The main components are in place and operational as noted. | |
| Control Station Upper #1 | |  |







| Electrical Operating System | | |
|------------------------------------|---|--|
| Item | Assessment | Photo |
| Operating Voltage | 24 Volts | |
| Battery Condition | Functioned during the inspection | |
| Cables and Connections | No visible damage or missing components |  |
| Battery Charger | Included 24 Volt |  |
| Limited Function Check | The electrical system was operational in a limited check. | |







| Drivetrain | | |
|--|---------------------------------|--|
| Operational test is limited to low speed in a confined flat area without load. Differential interlocks, full transmission shifting and functionality of all drive axles cannot be fully verified. Inspector listens for abnormal noises, observes leaks and notes physical damage. | | |
| Item | Assessment | Photo |
| Drive Motors | ★ ★ ★ ☆ |  |
| Front Drive Axle | ★ ★ ★ ☆ |  |
| Rear Drive Axle | ★ ★ ★ ☆ |  |
| Final Drives | ★ ★ ★ ☆ |  |
| Limited Function Check | The drivetrain was operational. | |

| Hydraulics | | |
|------------------------|---------------------------------------|--|
| Item | Assessment | Photo |
| Pumps (Hydraulics) | ★★★★☆ |  |
| Valves | ★★★★☆ |  |
| Hydraulic Tank | ★★★★☆ |  |
| Hoses | |  |
| Lift Cylinders | ★★★★☆ |  |
| Steering Cylinder | ★★★★☆ |  |
| Limited Function Check | The hydraulic system was operational. | |

Chassis

IronPlanet pin connection pivot point wear inspections are limited to sound, sight and feel observations. Dial indicator testing is not performed.

| Item | Assessment | Photo |
|--------------------|------------|--|
| Brake System | ★★★★☆ |  |
| Steering Linkage | ★★★★☆ |  |
| Frame Condition | ★★★★☆ |  |
| Scissor Linkage | ★★★★☆ |  |
| Platform Condition | ★★★★☆ |  |
| Platform Extension | ★★★★☆ |  |

| | | |
|---------------------------------------|--|--|
| Left Front Tire | Cracks, Chunks missing |  |
| Left Rear Tire | Cracks, Tears |  |
| Right Rear Tire | Chunks missing, Tears |  |
| Right Front Tire | Cracks, Tears |  |
| Wheel Condition | No visible damage or missing components |  |
| Wheel Studs | ★★★★☆ | |
| Pothole Protection Bars | ★★★★☆ Functional |  |
| Limited Function Check (Scissor-lift) | The main components appear to be in place and operational. | |

Chassis #1



Buy this item and view more at www.ironplanet.com or call 800-211-3983

IronPlanet, Inc. © 2012 All Rights Reserved