



Buy this item and view more at www.ironplanet.com or call 800-211-3983

Item #14787245 - 2019 JLG 4045R Electric Scissor Lift



Item Details:

- Features: 39 ft Max Platform Height, 550 lb Max Weight Capacity, Platform Extension, Power to Platform, Non-Marking Tires, Upper Control Box
- Meter Reading: 94 Hours
- Serial # : 200268577
- Inspection Completed: 3/4/26

Shipping Details:



- Location California (Riverside County)
- Loading Dock Available: No
- Pickup Hours: null-null
- You will need a copy of your IronPlanet Item Release to pick the item up. You must call at least 24 hours in advance to schedule pickup






 Protected by IronClad Assurance


Inspection Report



Note: This condition inspection report is the result of an impartial, systematic, documented process focused on the establishment of the general, overall mechanical condition of a piece of equipment, or of a vehicle, at a specific time. The purpose of the inspection is to establish the "as is" operational capability of the machine. It is not a performance or load test on the item.





Inspection Ratings Key	
★★★★	Limited use or recently replaced. Free of visible wear or defects.
★★★☆☆	Performs within the tolerances expected for age and type of item
★★☆☆☆	Although performing, shows indication of needing repair or replacement
★☆☆☆☆	Needs immediate repair/replacement. Requires work if it is to perform as expected



General Appearance		
Item	Assessment	Photo
Picture, Left Front Corner		
Picture, Left Rear Corner		
Picture, Right Rear Corner		
Picture, Right Front Corner		
Serial Number / VIN	200268577, No serial number or manufacturer's identifying number found. This unit may be difficult to export.	





<p>Hour Meter / Odometer</p>	<p>94 hrs</p>	
<p>Paint</p>	<p>No visible damage, Scrapes scuffs and commercial paint residue</p>	
<p>Body Panels</p>	<p>Gate door bent</p>	
<p>Steps/Ladders</p>		
<p>Basket / Safety Railing</p>	<p>No visible damage or missing components</p>	
<p>General Appearance #1</p>		







Safety		
Item	Assessment	Photo
Travel Alarm	Operational	
Horn	Operational	
Current Safety Manual	Yes	
Current Operator/Maintenance Manual	Yes	
ANSI Guidelines	Yes	

Control Station Ground		
Item	Assessment	Photo
Function Controls	★★★☆☆	 A photograph of the control panel showing a large red emergency stop button with a yellow ring, a power switch, and other controls. The brand name 'IRON PLANET' is visible on the right side.
Warning Lights	Operational	 A close-up photograph of a red warning light indicator on the control panel. To its right is a diagram of a scissor lift with an arrow pointing to the platform. The brand name 'IRON PLANET' is visible at the bottom.
Limited Function Check	The main components are in place and operational as noted.	







Control Station Upper		
Pin connection pivot point wear inspections are limited to sound, sight and feel observations. Dial indicator testing is not performed.		
Item	Assessment	Photo
Control Console	No visible damage or missing components	
Emergency Shut Off Switch	Operational	
Safety Control Hand/Foot Switch	★★★★☆ Operational	
Upper Function Controls	★★★★☆	
Limited Function Check	The main components are in place and operational as noted.	

Electrical Operating System		
Item	Assessment	Photo
Operating Voltage	24 Volts	
Battery Condition	Functioned during the inspection	
Cables and Connections	No visible damage or missing components	
Battery Charger	Included Appears normal - Not operationally checked, 24 Volt	
Limited Function Check	The electrical system was operational in a limited check.	

Drivetrain		
Operational test is limited to low speed in a confined flat area without load. Differential interlocks, full transmission shifting and functionality of all drive axles cannot be fully verified. Inspector listens for abnormal noises, observes leaks and notes physical damage.		
Item	Assessment	Photo
Drive Motors	★ ★ ★ ☆	
Front Drive Axle	★ ★ ★ ☆	
Rear Drive Axle	★ ★ ★ ☆	
Final Drives	★ ★ ★ ☆	
Limited Function Check	The drivetrain was operational.	

Hydraulics		
Item	Assessment	Photo
Pumps (Hydraulics)	★★★★☆	
Valves	★★★★☆	
Hydraulic Tank	★★★★☆	
Hoses		
Lift Cylinders	★★★★☆	
Steering Cylinder	★★★★☆	
Limited Function Check	The hydraulic system was operational.	

Chassis		
IronPlanet pin connection pivot point wear inspections are limited to sound, sight and feel observations. Dial indicator testing is not performed.		
Item	Assessment	Photo
Brake System	★★☆☆ The brake system functioned, stopping and holding the machine.	
Steering Linkage	★★☆☆	
Frame Condition	★★☆☆	
Scissor Linkage	★★☆☆	
Platform Condition	★★☆☆	
Platform Extension	★★☆☆	

Left Front Tire	Cracks, Tears	
Left Rear Tire	Cracks, Tears	
Right Rear Tire	Tears	
Right Front Tire	Cracks, Tears	
Wheel Condition	No visible damage or missing components	
Wheel Studs	★★★★☆	
Pothole Protection Bars	★★★★☆	
Limited Function Check (Scissor-lift)	The main components appear to be in place and operational.	

Chassis #1



Buy this item and view more at www.ironplanet.com or call 800-211-3983

IronPlanet, Inc. © 2012 All Rights Reserved