



Buy this item and view more at www.ironplanet.com or call 800-211-3983

Item #14786974 - 2017 Skyjack SJ85AJ 4WD Diesel Articulating Boom Lift



Item Details:

- Features: 85 ft Max Platform Height, 750 lb Max Weight Capacity, Jib, Power to Platform, 2016 US EPA Label, Deutz TD2.9L4 4 Cylinder 74 hp 2.9 L Diesel Engine, 18-625 Foam-Filled Tires
- Meter Reading: 2,531 Hours
- Serial # : 95400008
- Inspection Completed: 3/6/26

Shipping Details:





- Location Illinois (Grundy County)
- Loading Dock Available: No
- Pickup Hours: null-null
- You will need a copy of your IronPlanet Item Release to pick the item up. You must call at least 24 hours in advance to schedule pickup





 Protected by IronClad Assurance

Inspection Report


Note: This condition inspection report is the result of an impartial, systematic, documented process focused on the establishment of the general, overall mechanical condition of a piece of equipment, or of a vehicle, at a specific time. The purpose of the inspection is to establish the "as is" operational capability of the machine. It is not a performance or load test on the item.





Inspection Ratings Key	
★★★★	Limited use or recently replaced. Free of visible wear or defects.
★★★☆☆	Performs within the tolerances expected for age and type of item
★★☆☆☆	Although performing, shows indication of needing repair or replacement
★☆☆☆☆	Needs immediate repair/replacement. Requires work if it is to perform as expected

General Appearance		
Item	Assessment	Photo
Picture, Left Front Corner		
Picture, Left Rear Corner		
Picture, Right Rear Corner		
Picture, Right Front Corner		

Serial Number / VIN	95400008	
CE Mark	No CE mark found	
Hour Meter / Odometer	2531 hrs	
Paint	No visible damage	
Body Panels	Engine compartment door damaged, Hydraulic compartment door damaged	
Basket / Safety Railing	No visible damage or missing components	
General Appearance #1		
General Appearance #2		

Safety		
Item	Assessment	Photo
Travel Alarm	Operational	
Horn	Operational	
Current Safety Manual	No	
Current Operator/Maintenance Manual	No	
ANSI Guidelines	No	







Control Station Ground		
Item	Assessment	Photo
Function Controls	★ ★ ★ ☆	
Oil Pressure	The fault indicator shuts off after the engine oil pressure rises.	
Warning Lights	Operational	
Limited Function Check	The main components are in place and operational as noted.	

Control Station		
Pin connection pivot point wear inspections are limited to sound, sight and feel observations. Dial indicator testing is not performed.		
Item	Assessment	Photo
Control Console	No visible damage or missing components	
Emergency Shut Off Switch	Operational	
Safety Control Hand/Foot Switch	★★★★☆ Operational	
Function Controls	★★★☆☆ Left control stick is damaged. inoperable	
Engine Warning Lights	Operational	
Limited Function Check	The main components are in place and operational as noted.	

Engine		
Item	Assessment	Photo
Emissions Status	2016 US EPA Label	
Engine #1		
Emission Label		
Starter	Operational	
Fuel System	Operational	
Exhaust System	No visible damage or missing components	
Radiator	☆☆☆☆	
Oil Leaks	No dripping leaks	
Fuel Leaks	No dripping leaks	
Cooling System Leaks	No dripping leaks	
Engine - Right Side		
Limited Function Check	The engine started and ran.	

Engine #1









Drivetrain		
Operational test is limited to low speed in a confined flat area without load. Differential interlocks, full transmission shifting and functionality of all drive axles cannot be fully verified. Inspector listens for abnormal noises, observes leaks and notes physical damage.		
Item	Assessment	Photo
Left Front Final Drive	★ ★ ★ ☆	
Left Rear Final Drive	★ ★ ★ ☆	
Right Rear Final Drive	★ ★ ★ ☆	
Right Front Final Drive	★ ★ ★ ☆	
Limited Function Check	The drivetrain was operational.	
Drivetrain #1		
Drivetrain #2		


Drivetrain #3

















Hydraulics		
See photos for condition		
Item	Assessment	Photo
Pumps (Hydraulics)	★★★★☆	
Valves	★★★★☆	
Hydraulic Tank	★★★★☆	
Hoses (Hydraulic)	★★★★☆	
Steering Cylinders	★★★★☆	
Boom Lift Cylinder	★★★★☆	





Secondary Boom Cylinder	★★★★☆	
Boom Extension Cylinder	★★★★☆	
Jib Cylinder	★★★★☆	
Basket Tilt Cylinder	★★★★☆	
Basket Rotator Motor	★★★★☆	
Frame Leveling Cylinders	★★★★☆	
Limited Function Check	The hydraulic system was operational.	
Hydraulics #1		

Hydraulics #2		
Hydraulics #3		

Undercarriage		
Item	Assessment	Photo
Undercarriage #1		

Chassis		
IronPlanet pin connection pivot point wear inspections are limited to sound, sight and feel observations. Dial indicator testing is not performed.		
Item	Assessment	Photo
Steering Linkage	★★★☆☆	
Frame Condition	★★★☆☆	
Brake System	★★★☆☆ The brake system functioned, stopping and holding the machine.	
Left Front Tire	Cracks	
Left Rear Tire	Cracks, Tears, Screws in the tire.	
Right Rear Tire	Cracks, Chunks missing, Tears, Screws in the tire.	
Right Front Tire	Cracks	

Wheel Condition	No visible damage or missing components	
Chassis #1		
Turntable Bearing	★★★★☆	
Bottom Covers		
Swing Motor	★★★★☆	
Chassis #1		
Boom Condition	★★★★☆	
Left Side of Boom		

Right Side of Boom		 A photograph showing the right side of the boom lift, including the articulating boom and the truck chassis. The lift is parked on a paved lot with other vehicles in the background. An "IRON PLANET" watermark is visible in the bottom right corner.
Boom Wear Guides	★★★★☆	 A close-up photograph of the boom wear guides, showing the metal components and the articulation point. The "IRON PLANET" watermark is visible in the bottom right corner.
Jib Condition	★★★★☆	 A photograph showing the jib of the boom lift, which is the horizontal section that extends from the truck. The jib is in good condition and is shown in its retracted position. The "IRON PLANET" watermark is visible in the bottom right corner.
Chassis #1		 A photograph showing the chassis of the boom lift, which is the base of the truck. The chassis is red and is shown in its retracted position. The "IRON PLANET" watermark is visible in the bottom right corner.

Buy this item and view more at www.ironplanet.com or call 800-211-3983

IronPlanet, Inc. © 2012 All Rights Reserved