



Buy this item and view more at www.ironplanet.com or call 800-211-3983

Item #14855878 - 2017 JLG 460SJ 4WD Diesel Telescopic Boom Lift



Item Details:

- Features: 46 ft Max Platform Height, 600 lb Max Weight Capacity, Jib, Power to Platform, Onboard Generator, 2016 US EPA Label, Deutz D 2.9 L4 4 Cylinder 49 hp 2.925 L Diesel Engine, 12-16.5 Foam-Filled Tires
- Meter Reading: 4,746 Hours
- Serial # : 0300227819
- Inspection Completed: 4/2/26

Shipping Details:





- Location Georgia (Atlanta area)
- Loading Dock Available: No
- Pickup Hours: null-null
- You will need a copy of your IronPlanet Item Release to pick the item up. You must call at least 24 hours in advance to schedule pickup

 Protected by IronClad Assurance


Inspection Report

Note: This condition inspection report is the result of an impartial, systematic, documented process focused on the establishment of the general, overall mechanical condition of a piece of equipment, or of a vehicle, at a specific time. The purpose of the inspection is to establish the "as is" operational capability of the machine. It is not a performance or load test on the item.





| Inspection Ratings Key | |
|------------------------|---|
| ★★★★ | Limited use or recently replaced. Free of visible wear or defects. |
| ★★★☆☆ | Performs within the tolerances expected for age and type of item |
| ★★☆☆☆ | Although performing, shows indication of needing repair or replacement |
| ★☆☆☆☆ | Needs immediate repair/replacement. Requires work if it is to perform as expected |


| General Appearance | | |
|-----------------------------|------------|--|
| Item | Assessment | Photo |
| Picture, Left Front Corner | |  |
| Picture, Left Rear Corner | |  |
| Picture, Right Rear Corner | |  |
| Picture, Right Front Corner | |  |



| | | |
|-------------------------|---|--|
| Serial Number / VIN | 0300227819 |  |
| CE Mark | No CE mark found | |
| Hour Meter / Odometer | 4746 hrs |  |
| Paint | Concrete residue |  |
| Body Panels | Engine compartment door damaged, Hydraulic compartment door damaged |  |
| Basket / Safety Railing | No visible damage or missing components | |
| General Appearance #1 | |  |
| General Appearance #2 | |  |







| Safety | | |
|-------------------------------------|-------------------|--|
| Item | Assessment | Photo |
| Travel Alarm | Operational | |
| Horn | Operational | |
| Swing Brake | Operational | |
| Current Safety Manual | No | |
| Current Operator/Maintenance Manual | Yes | |
| ANSI Guidelines | Yes |  |



| Control Station Ground | | |
|----------------------------|--|--|
| Item | Assessment | Photo |
| Gauges | Operational |  |
| Function Controls | ☆☆☆☆ |  |
| Oil Pressure | The fault indicator shuts off after the engine oil pressure rises. |  |
| Warning Lights | Operational |  |
| Limited Function Check | The main components are in place and operational as noted. | |
| Control Station Ground # 1 | |  |




| Control Station | | |
|---|--|--|
| Pin connection pivot point wear inspections are limited to sound, sight and feel observations. Dial indicator testing is not performed. | | |
| Item | Assessment | Photo |
| Control Console | No visible damage or missing components |  |
| Emergency Shut Off Switch | Operational |  |
| Safety Control Hand/Foot Switch | ★★★★☆ Operational |  |
| Function Controls | ★★★★☆ |  |
| Engine Warning Lights | Operational | |
| Limited Function Check | The main components are in place and operational as noted. | |








| Engine | | |
|----------------------|---|--|
| Item | Assessment | Photo |
| Emissions Status | 2016 US EPA Label | |
| Engine #1 | |  |
| Emission Label | |  |
| Starter | Operational | |
| Fuel System | Operational |  |
| Exhaust System | No visible damage or missing components |  |
| Radiator | ★★★★☆ |  |
| Oil Leaks | No dripping leaks | |
| Fuel Leaks | No dripping leaks | |
| Cooling System Leaks | No dripping leaks | |







| | | |
|------------------------|-----------------------------|--|
| Onboard Generator | Not operationally checked |  |
| Engine - Left Side | |  |
| Limited Function Check | The engine started and ran. | |








| Drivetrain | | |
|--|-------------------|--|
| Operational test is limited to low speed in a confined flat area without load. Differential interlocks, full transmission shifting and functionality of all drive axles cannot be fully verified. Inspector listens for abnormal noises, observes leaks and notes physical damage. | | |
| Item | Assessment | Photo |
| Left Front Final Drive | ★★★★☆ |  |
| Left Front Drive Motor | ★★★★☆ |  |
| Left Rear Final Drive | ★★★★☆ |  |
| Left Rear Drive Motor | ★★★★☆ |  |
| Right Rear Final Drive | ★★★★☆ |  |
| Right Rear Drive Motor | ★★★★☆ |  |








| | | |
|-------------------------|---------------------------------|--|
| Right Front Final Drive | ★★★★☆ |  |
| Right Front Drive Motor | ★★★★☆ |  |
| Limited Function Check | The drivetrain was operational. | |

| Hydraulics | | |
|--------------------------|-------------------|--|
| See photos for condition | | |
| Item | Assessment | Photo |
| Pumps (Hydraulics) | ★★★★☆ |  |
| Valves | ★★★★☆ |  |
| Hydraulic Tank | ★★★★☆ |  |
| Hoses (Hydraulic) | ★★★★☆ |  |
| Steering Cylinders | ★★★★☆ |  |
| Boom Lift Cylinder | ★★★★☆ |  |
| Boom Extension Cylinder | ★★★★☆ | |

| | | |
|--------------------------|---------------------------------------|--|
| Jib Cylinder | ★★★★☆ |  |
| Basket Tilt Cylinder | ★★★★☆ |  |
| Basket Rotator Motor | ★★★★☆ |  |
| Frame Leveling Cylinders | ★★★★☆ |  |
| Limited Function Check | The hydraulic system was operational. | |
| Hydraulics #1 | |  |
| Hydraulics #2 | |  |
| Hydraulics #3 | |  |

| Chassis | | |
|--|---|--|
| IronPlanet pin connection pivot point wear inspections are limited to sound, sight and feel observations. Dial indicator testing is not performed. | | |
| Item | Assessment | Photo |
| Steering Linkage | ★★★☆☆ |  |
| Frame Condition | ★★★☆☆ |  |
| Brake System | ★★★☆☆ The brake system functioned, stopping and holding the machine. | |
| Left Front Tire | Cracks, Chunks missing, Tears |  |
| Left Rear Tire | Cracks, Chunks missing, Tears |  |
| Right Rear Tire | Cracks, Chunks missing, Tears |  |
| Right Front Tire | Cracks, Chunks missing, Tears |  |

| | | |
|-------------------|---|--|
| Wheel Condition | No visible damage or missing components |  |
| Chassis #1 | |  |
| Chassis #2 | |  |
| Chassis #3 | |  |
| Chassis #4 | |  |
| Turntable Bearing | ★★★★☆ |  |
| Swing Motor | ★★★★☆ |  |

| | | |
|-------------------------|-------|--|
| Hydraulic Center Swivel | ★★★★☆ |  |
| Boom Condition | ★★★★☆ |  |
| Left Side of Boom | |  |
| Right Side of Boom | |  |
| Boom Wear Guides | ★★★★☆ |  |
| Jib Condition | ★★★★☆ |  |
| Cable Tray Ladder | |  |

Work Basket



Buy this item and view more at www.ironplanet.com or call 800-211-3983

IronPlanet, Inc. © 2012 All Rights Reserved