



Buy this item and view more at www.ironplanet.com or call 800-211-3983

Item #15029341 - 2019 JLG 4069LE Electric Scissor Lift



Item Details:

- Features: 40 ft Max Platform Height, 800 lb Max Weight Capacity, Platform Extension, Power to Platform, Foam Filled Tires, Upper Control Box
- Meter Reading: 298 Miles
- Serial # : M200033295
- Inspection Completed: 4/9/26

Shipping Details:





- Location Colorado (Boulder County)
- Loading Dock Available: No
- Pickup Hours: null-null
- You will need a copy of your IronPlanet Item Release to pick the item up. You must call at least 24 hours in advance to schedule pickup







 Protected by IronClad Assurance

Inspection Report


Note: This condition inspection report is the result of an impartial, systematic, documented process focused on the establishment of the general, overall mechanical condition of a piece of equipment, or of a vehicle, at a specific time. The purpose of the inspection is to establish the "as is" operational capability of the machine. It is not a performance or load test on the item.





Inspection Ratings Key	
★★★★	Limited use or recently replaced. Free of visible wear or defects.
★★★☆☆	Performs within the tolerances expected for age and type of item
★★☆☆☆	Although performing, shows indication of needing repair or replacement
★☆☆☆☆	Needs immediate repair/replacement. Requires work if it is to perform as expected

General Appearance		
Item	Assessment	Photo
Picture, Left Front Corner		
Picture, Left Rear Corner		
Picture, Right Rear Corner		
Picture, Right Front Corner		

<p>Serial Number / VIN</p>	<p>M200033295</p>	
<p>Hour Meter / Odometer</p>	<p>298 mi</p>	
<p>Paint</p>	<p>No visible damage</p>	
<p>Body Panels</p>	<p>Hydraulic compartment door damaged</p>	
<p>Steps/Ladders</p>		
<p>Basket / Safety Railing</p>	<p>No visible damage or missing components</p>	
<p>General Appearance #1</p>		







General Appearance #2		
General Appearance #3		
General Appearance #4		







Safety		
Item	Assessment	Photo
Travel Alarm	Operational	
Horn	Operational	
Current Safety Manual	Yes	
Current Operator/Maintenance Manual	Yes	
Safety #1		

Control Station Ground		
Item	Assessment	Photo
Gauges	Operational	
Function Controls	★★★★☆	
Warning Lights	Operational	
Limited Function Check	The main components are in place and operational as noted.	
Control Station Ground #1		






Control Station Upper







Pin connection pivot point wear inspections are limited to sound, sight and feel observations. Dial indicator testing is not performed.








Item	Assessment	Photo
Control Console	Material buildup	
Emergency Shut Off Switch	Operational	
Safety Control Hand/Foot Switch	★★☆☆ Operational	
Upper Function Controls	★★☆☆	
Limited Function Check	The main components are in place and operational as noted.	
Control Station Upper #1		
Control Station Upper #2		





Electrical Operating System		
Item	Assessment	Photo
Operating Voltage	48 Volts	
Battery Condition	Functioned during the inspection	
Cables and Connections	No visible damage or missing components	
Battery Charger	Appears normal - Not operationally checked, 100-240 Volt, Single Phase	
Limited Function Check	The electrical system was operational in a limited check.	
Electrical Operating System #1		
Electrical Operating System #2		
Electrical Operating System #3		
Electrical Operating System #4		







<p>Electrical Operating System #5</p>		 A close-up photograph of an electrical component, likely a solenoid or valve, mounted on an orange metal structure. The component is cylindrical with a central opening. To the right, there is a white label with the word "IMPORT" and some smaller text. The "IRON PLANET" logo is visible in the bottom right corner of the image.
<p>Electrical Operating System #6</p>		 A close-up photograph of an electrical control panel or solenoid assembly on a lift. The panel is light-colored and features a black cable connected to it. A white label with the word "IMPORT" and some smaller text is visible. The "IRON PLANET" logo is visible in the bottom right corner of the image.







Drivetrain		
Operational test is limited to low speed in a confined flat area without load. Differential interlocks, full transmission shifting and functionality of all drive axles cannot be fully verified. Inspector listens for abnormal noises, observes leaks and notes physical damage.		
Item	Assessment	Photo
Drive Motors	★★★☆☆	
Front Drive Axle	★★★☆☆	
Final Drives	★★★☆☆	
Limited Function Check	The drivetrain was operational.	
Drivetrain #1		
Drivetrain #2		








Hydraulics		
Item	Assessment	Photo
Pumps (Hydraulics)	★★★★☆	
Valves	★★★★☆	
Hydraulic Tank	★★★★☆	
Hoses		
Lift Cylinders	★★★★☆	
Steering Cylinder	★★★★☆	
Limited Function Check	The hydraulic system was operational.	







Hydraulics #1		 A close-up photograph of a black hydraulic motor. A white label is affixed to the motor, containing technical specifications such as 'S1000', 'AXA-4071A', '1000', '10115', and '220025'. A red hydraulic hose is connected to the top of the motor. The 'IRON PLANET' logo is visible in the bottom right corner of the image.
Hydraulics #2		 A photograph showing a network of black hydraulic hoses and lines routed along the yellow structural frame of a scissor lift. The hoses are bundled together and secured with clips. The 'IRON PLANET' logo is visible in the bottom right corner.
Hydraulics #3		 A photograph showing hydraulic hoses and lines running through the yellow frame of a scissor lift. The hoses are bundled and secured. The 'IRON PLANET' logo is visible in the bottom right corner.
Hydraulics #4		 A photograph showing hydraulic hoses and lines on a scissor lift. The hoses are bundled and secured to the yellow frame. The 'IRON PLANET' logo is visible in the bottom right corner.
Hydraulics #5		 A photograph showing hydraulic hoses and lines on a scissor lift. The hoses are bundled and secured to the yellow frame. The 'IRON PLANET' logo is visible in the bottom right corner.
Hydraulics #6		 A photograph showing hydraulic hoses and lines on a scissor lift. The hoses are bundled and secured to the yellow frame. The 'IRON PLANET' logo is visible in the bottom right corner.
Hydraulics #7		 A photograph showing hydraulic hoses and lines on a scissor lift. The hoses are bundled and secured to the yellow frame. The 'IRON PLANET' logo is visible in the bottom right corner.







Hydraulics #8		
Hydraulics #9		
Hydraulics #10		
Hydraulics #11		
Hydraulics #12		
Hydraulics #13		





Chassis		
IronPlanet pin connection pivot point wear inspections are limited to sound, sight and feel observations. Dial indicator testing is not performed.		
Item	Assessment	Photo
Brake System	★★☆☆ The brake system functioned, stopping and holding the machine.	
Steering Linkage	★★☆☆	
Frame Condition	★★☆☆	
Scissor Linkage	★★☆☆	
Platform Condition	★★☆☆	
Platform Extension	★★☆☆	
Left Front Tire	No visible defects	

Left Rear Tire	Cracks	
Right Rear Tire	Cracks, Tears	
Right Front Tire	Cracks	
Wheel Condition	No visible damage or missing components	
Wheel Studs	★★★★☆	
Outriggers / Stabilizers	★★★★☆	
Limited Function Check (Scissor-lift)	The main components appear to be in place and operational.	
Chassis #1		

Chassis #2		
Chassis #3		
Chassis #4		
Chassis #5		
Chassis #6		
Chassis #7		
Chassis #8		

Chassis #9		
Chassis #10		
Chassis #11		
Chassis #12		
Chassis #13		
Chassis #14		
Chassis #15		

Chassis #16		 A photograph showing the top platform of a scissor lift. The platform is orange with a textured surface and has safety railings. An "IRON PLANET" logo is visible in the bottom right corner.
Chassis #17		 A photograph of the control area on a scissor lift platform. It shows a control panel with a display screen and various buttons, mounted on an orange frame. An "IRON PLANET" logo is in the bottom right corner.
Chassis #18		 A close-up photograph of the scissor mechanism of a lift. It shows the orange and yellow metal components of the scissor arms. An "IRON PLANET" logo is in the bottom right corner.
Chassis #19		 A photograph showing the side of the scissor mechanism of a lift. The orange and yellow metal structure is visible. An "IRON PLANET" logo is in the bottom right corner.
Chassis #20		 A photograph of a complete scissor lift. The lift is orange and yellow, with the "JLG" logo on the side. An "IRON PLANET" logo is in the bottom right corner.
Chassis #21		 A photograph showing the rear of a scissor lift. The orange and yellow metal structure is visible. An "IRON PLANET" logo is in the bottom right corner.
Chassis #22		 A photograph showing the front of a scissor lift. The orange and yellow metal structure is visible. An "IRON PLANET" logo is in the bottom right corner.

Chassis #23		
Chassis #24		
Chassis #25		
Chassis #26		

Buy this item and view more at www.ironplanet.com or call 800-211-3983

IronPlanet, Inc. © 2012 All Rights Reserved