



Buy this item and view more at [www.ironplanet.com](http://www.ironplanet.com) or call 800-211-3983

## Item #14787253 - 2018 JLG 4069LE Electric Scissor Lift



### Item Details:

- Features: 40 ft Max Platform Height, 800 lb Max Weight Capacity, Platform Extension, Power to Platform, Power Inverter, Solid Non-Marking Tires, Upper Control Box
- Meter Reading: 557 Hours
- Serial # : 200266470
- Inspection Completed: 4/1/26

### Shipping Details:




- Location California (Riverside County)
- Pickup Hours: null-null
- You will need a copy of your IronPlanet Item Release to pick the item up. Please call one day in advance to schedule pickup.







 Protected by IronClad Assurance

# Inspection Report


**Note:** This condition inspection report is the result of an impartial, systematic, documented process focused on the establishment of the general, overall mechanical condition of a piece of equipment, or of a vehicle, at a specific time. The purpose of the inspection is to establish the "as is" operational capability of the machine. It is not a performance or load test on the item.


Inspection Ratings Key	
★★★★	Limited use or recently replaced. Free of visible wear or defects.
★★★☆☆	Performs within the tolerances expected for age and type of item
★★☆☆☆	Although performing, shows indication of needing repair or replacement
★☆☆☆☆	Needs immediate repair/replacement. Requires work if it is to perform as expected

General Appearance		
Item	Assessment	Photo
Picture, Left Front Corner		
Picture, Left Rear Corner		
Picture, Right Rear Corner		
Picture, Right Front Corner		

<p>Serial Number / VIN</p>	<p>200266470</p>	
<p>CE Mark</p>	<p>No CE mark found</p>	
<p>Hour Meter / Odometer</p>	<p>557 hrs</p>	
<p>Paint</p>	<p>No visible damage</p>	
<p>Body Panels</p>	<p>Battery compartment door damaged, Hydraulic compartment door damaged</p>	
<p>Steps/Ladders</p>		
<p>Basket / Safety Railing</p>	<p>No visible damage or missing components</p>	
<p>General Appearance #1</p>		





General Appearance #2		
General Appearance #3		
General Appearance #4		
General Appearance #5		
General Appearance #6		



<b>Safety</b>		
<b>Item</b>	<b>Assessment</b>	<b>Photo</b>
Travel Alarm	Operational	
Horn	Operational	
Current Safety Manual	Yes	
Current Operator/Maintenance Manual	Yes	
ANSI Guidelines	Yes	

<b>Control Station Ground</b>		
<b>Item</b>	<b>Assessment</b>	<b>Photo</b>
Function Controls	★ ★ ★ ☆	
Limited Function Check	The main components are in place and operational as noted.	

## Control Station Upper




Pin connection pivot point wear inspections are limited to sound, sight and feel observations. Dial indicator testing is not performed.







Item	Assessment	Photo
Control Console	No visible damage or missing components	
Emergency Shut Off Switch	Operational	
Safety Control Hand/Foot Switch	★★☆☆ Operational	
Upper Function Controls	★★☆☆	
Limited Function Check	The main components are in place and operational as noted.	


<b>Electrical Operating System</b>		
<b>Item</b>	<b>Assessment</b>	<b>Photo</b>
Operating Voltage	48 Volts	
Battery Condition	Functioned during the inspection	
Cables and Connections	No visible damage or missing components	
Battery Charger	Included Appears normal - Not operationally checked, 120 Volt, Single Phase	
Limited Function Check	The electrical system was operational in a limited check.	







## Drivetrain





Operational test is limited to low speed in a confined flat area without load. Differential interlocks, full transmission shifting and functionality of all drive axles cannot be fully verified. Inspector listens for abnormal noises, observes leaks and notes physical damage.

Item	Assessment	Photo
Drive Motors	★★★☆☆	
Rear Drive Axle	★★★☆☆	
Limited Function Check	The drivetrain was operational.	
Drivetrain #1		

Hydraulics		
Item	Assessment	Photo
Pumps (Hydraulics)	★★★★☆	
Valves	★★★★☆	
Hydraulic Tank	★★★★☆	
Hoses		
Lift Cylinders	★★★★☆	
Steering Cylinder	★★★★☆	
Limited Function Check	The hydraulic system was operational.	

Hydraulics #1		
Hydraulics #2		

<b>Chassis</b>		
IronPlanet pin connection pivot point wear inspections are limited to sound, sight and feel observations. Dial indicator testing is not performed.		
<b>Item</b>	<b>Assessment</b>	<b>Photo</b>
Steering Linkage	☆☆☆☆	
Frame Condition	☆☆☆☆	
Scissor Linkage	☆☆☆☆	
Platform Condition	☆☆☆☆	
Platform Extension	☆☆☆☆	
Left Front Tire	No visible defects	

Left Rear Tire	No visible defects	
Right Rear Tire	No visible defects	
Right Front Tire	No visible defects	
Wheel Condition	No visible damage or missing components	
Wheel Studs	★★★★☆	
Limited Function Check (Scissor-lift)	The main components appear to be in place and operational.	

Buy this item and view more at [www.ironplanet.com](http://www.ironplanet.com) or call 800-211-3983

IronPlanet, Inc. © 2012 All Rights Reserved