



Buy this item and view more at www.ironplanet.com or call 800-211-3983

Item #15111381 - 2017 Skyjack SJ45T 4WD Diesel Telescopic Boom Lift



Item Details:

- Features: 45 ft Max Platform Height, 500 lb Max Weight Capacity, Jib, Power to Platform, Onboard Generator, 2016 US EPA Label, CARB Compliant, Deutz D2.9 L4 4 Cylinder 49 hp 2.92 L Diesel Engine, 305/70D16.5 Foam-Filled Tires
- Meter Reading: 2,727 Hours
- Serial # : 98002177
- Inspection Completed: 5/4/26

Shipping Details:





- Location Connecticut (New London-Norwich, CT-RI area)
- Loading Dock Available: No
- Pickup Hours: null-null
- You will need a copy of your IronPlanet Item Release to pick the item up. You must call at least 24 hours in advance to schedule pickup







 Protected by IronClad Assurance

Inspection Report

Note: This condition inspection report is the result of an impartial, systematic, documented process focused on the establishment of the general, overall mechanical condition of a piece of equipment, or of a vehicle, at a specific time. The purpose of the inspection is to establish the "as is" operational capability of the machine. It is not a performance or load test on the item.

Inspection Ratings Key	
★★★★	Limited use or recently replaced. Free of visible wear or defects.
★★★☆☆	Performs within the tolerances expected for age and type of item
★★☆☆☆	Although performing, shows indication of needing repair or replacement
★☆☆☆☆	Needs immediate repair/replacement. Requires work if it is to perform as expected

General Appearance		
Item	Assessment	Photo
Picture, Left Front Corner		
Picture, Left Rear Corner		
Picture, Right Rear Corner		
Picture, Right Front Corner		




Serial Number / VIN	98002177	
CE Mark	No CE mark found	
Hour Meter / Odometer	2727 hrs	
Paint	No visible damage	
Body Panels	Engine compartment door damaged, Hydraulic compartment door damaged	
Steps/Ladders		
Basket / Safety Railing	Rear railing bent	
General Appearance #1		






General Appearance #2		
General Appearance #3		
General Appearance #4		
General Appearance #5		
General Appearance #6		
General Appearance #7		
General Appearance #8		

General Appearance #9









Safety		
Item	Assessment	Photo
Travel Alarm	Operational	
Horn	Inoperable	
Swing Brake	Operational	
Current Safety Manual	Yes	
Current Operator/Maintenance Manual	Yes	
ANSI Guidelines	Yes	







Control Station Ground		
Item	Assessment	Photo
Function Controls	★ ★ ★ ☆	
Oil Pressure	Fault indicator would not come on. Cannot verify operation.	
Warning Lights	Operational, Some fault indicators would not come on. Cannot verify operation.	
Limited Function Check	The main components are in place and operational as noted.	







Control Station		
Pin connection pivot point wear inspections are limited to sound, sight and feel observations. Dial indicator testing is not performed.		
Item	Assessment	Photo
Control Console	No visible damage or missing components	
Emergency Shut Off Switch	Operational	
Safety Control Hand/Foot Switch	★★★★☆ Operational	
Function Controls	★★★★☆	
Engine Warning Lights	Operational	
Limited Function Check	The main components are in place and operational as noted. Glow-plug switch must be pressed in order to start.	
Control Station #1		

Control Station #2




Engine		
Item	Assessment	Photo
Emissions Status	2016 US EPA Label, CARB Compliant	
Engine #1		
Engine #2		
Emission Label		
Blow-by (subjective visual observation)	No noticeable vapor or pressure	
Starter	Operational	
Fuel System	Operational	
Exhaust System	No visible damage or missing components	
Radiator	★★★★☆	







Oil Leaks	No dripping leaks	
Fuel Leaks	No dripping leaks	
Cooling System Leaks	No dripping leaks	
Onboard Generator	Operational	
Engine - Left Side		
Engine - Right Side		
Limited Function Check	The engine started and ran.	





Drivetrain		
Operational test is limited to low speed in a confined flat area without load. Differential interlocks, full transmission shifting and functionality of all drive axles cannot be fully verified. Inspector listens for abnormal noises, observes leaks and notes physical damage.		
Item	Assessment	Photo
Left Front Final Drive	★★★☆☆	
Left Rear Final Drive	★★★☆☆	
Right Rear Final Drive	★★★☆☆	
Right Front Final Drive	★★★☆☆	
Rear Center Drive Motor	★★★☆☆	
Limited Function Check	The drivetrain was operational.	
Drivetrain #1		







Drivetrain #2
















Hydraulics		
See photos for condition		
Item	Assessment	Photo
Pumps (Hydraulics)	★ ★ ☆ ☆ Dripping leak	
Valves	★ ★ ★ ☆	
Hydraulic Tank	★ ★ ★ ☆	
Hoses (Hydraulic)	★ ★ ★ ☆	
Steering Cylinders	★ ★ ★ ☆	
Boom Lift Cylinder	★ ★ ★ ☆	





<p>Secondary Boom Cylinder</p>	<p>★★☆☆ Dripping leak</p>	
<p>Boom Extension Cylinder</p> <p>Jib Cylinder</p>	<p>★★★★☆</p> <p>★★★★☆</p>	
<p>Basket Tilt Cylinder</p>	<p>★★★★☆</p>	
<p>Basket Rotator Motor</p>	<p>★★★★☆</p>	
<p>Frame Leveling Cylinders</p>	<p>★★★★☆</p>	
<p>Limited Function Check</p>	<p>The hydraulic system was operational.</p>	
<p>Hydraulics #1</p>		

Hydraulics #2		 A close-up photograph of the hydraulic pump assembly. It shows a black pump housing with various hoses and electrical wires connected to it. A red component is visible in the background. The "IRON PLANET" logo is partially visible in the bottom right corner of the image.
Hydraulics #3		 A photograph showing a red cylindrical hydraulic filter mounted on a blue metal frame. A pressure gauge is visible to the left of the filter. The "IRON PLANET" logo is visible in the bottom right corner.
Hydraulics #4		 A close-up photograph of a hydraulic valve or solenoid. It is a cylindrical metal component with a hexagonal base. The "IRON PLANET" logo is visible in the bottom right corner.
Hydraulics #5		 A photograph showing a hydraulic cylinder mounted on a metal frame. The cylinder is a silver-colored metal tube. The "IRON PLANET" logo is visible in the bottom right corner.

Chassis		
IronPlanet pin connection pivot point wear inspections are limited to sound, sight and feel observations. Dial indicator testing is not performed.		
Item	Assessment	Photo
Steering Linkage	☆☆☆☆	
Frame Condition	☆☆☆☆	
Brake System	☆☆☆☆ The brake system functioned, stopping and holding the machine.	
Left Front Tire	Chunks missing, Tears	
Left Rear Tire	Chunks missing, Tears	
Right Rear Tire	Chunks missing, Tears	
Right Front Tire	Chunks missing, Tears	

Wheel Condition	No visible damage or missing components	
Chassis #1		
Chassis #2		
Chassis #3		
Chassis #4		
Chassis #5		
Chassis #6		

Turntable Bearing	★★★★☆	
Bottom Covers		
Swing Motor	★★★★☆	
Hydraulic Center Swivel	★★★★☆	
Boom Condition	★★★★☆	
Left Side of Boom		
Right Side of Boom		

Boom Wear Guides	☆☆☆☆	
Jib Condition	☆☆☆☆	
Cable Tray Ladder		
Work Basket		

Buy this item and view more at www.ironplanet.com or call 800-211-3983

IronPlanet, Inc. © 2012 All Rights Reserved