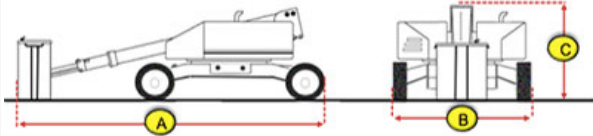


Inspection Report (Boom Lift)

General Info

Year	2013
Make	Skyjack
Model	SJ45T
Serial Number	98001112
Hour Meter Reading	3896
Previous Application (e.g., earth moving, mining, demolition, etc)	Rental

Dimensions

Measurement Guide	
A. Length (ft and inches)	28',10"
B. Width (ft and inches)	90"
C. Height (ft and inches)	7',10"
Operational Weight (lbs)	14,830


Features and Configuration

Max Lift Height	45',2"
Max Lift Capacity	500lbs
Electric Powertrain	No
Jib	Yes
Hydraulic Leveling	Yes
Power to Platform	Yes
Outriggers	No
Additional Attachment(s)?	No
OMM (Operator & Maintenance Manual)	Yes
Telematics	No

Exterior 360 Walkaround

Exterior 360 Walkaround

Inspection Report (Boom Lift)

<p>Instructions</p>	<p>Take photos of the exterior of the piece of equipment. Capture a full 360 degree walk around and all major components.</p> <p>Must have shots to capture:</p> <ul style="list-style-type: none">- Front- 45 degree corner shot of left front- 45 degree corner shot of right front- Left side- Right side- Rear- 45 degree corner shot of left rear- 45 degree corner shot of right rear <p>Tips for good photos:</p> <ul style="list-style-type: none">- Move the equipment into a open area without any visual distractions or other equipment in the background
<p>Exterior Walkaround Photos</p>	

Inspection Report (Boom Lift)




Inspection Report (Boom Lift)



Inspection Report (Boom Lift)



Inspection Report (Boom Lift)



General Appearance Inspection Points



Instructions	<p>Evaluate the following on a 4 point scale (leave comments where an explanation is appropriate):</p> <p>4 = Like New, Recently Replaced 3 = Normal Wear & Tear 2 = Above Average Wear 1 = Service Required</p> <p>Things to look for:</p> <ul style="list-style-type: none"> - cosmetic damage - minor surface rust - repaint (and overspray) - cracked or damaged glass - major rust (cancer) - cracks / visible welds
Front	3 - Normal Wear & Tear

Inspection Report (Boom Lift)

Front Photos



Inspection Report (Boom Lift)



Inspection Report (Boom Lift)




Rear



3 - Normal Wear & Tear

Inspection Report (Boom Lift)



Rear Photos



Inspection Report (Boom Lift)

	
<p>Left</p>	<p>3 - Normal Wear & Tear</p>
<p>Left Photos</p>	
<p>Right</p>	<p>3 - Normal Wear & Tear</p>

Inspection Report (Boom Lift)

<p>Right Photos</p>	
<p>Upper</p>	<p>3 - Normal Wear & Tear</p>
<p>Upper Photos</p>	

Inspection Report (Boom Lift)




Body Panels (Any Damage?)

3 - Normal Wear & Tear


Body Panels Photos



Inspection Report (Boom Lift)



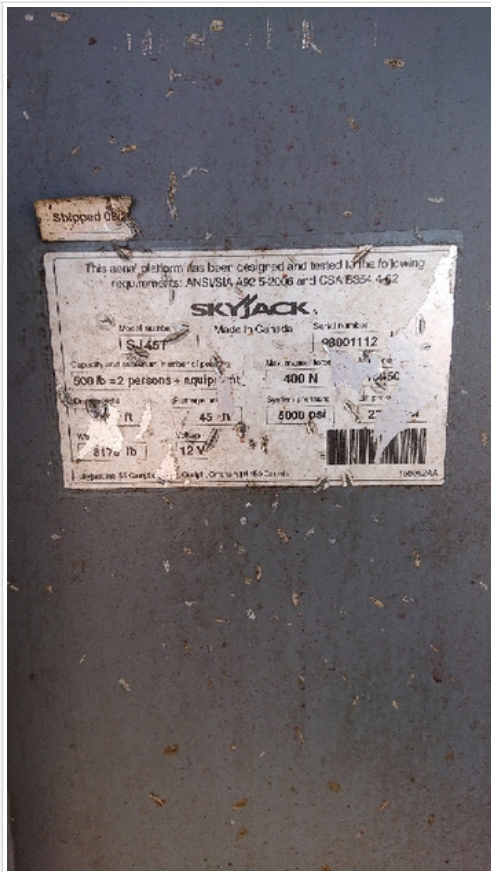
Inspection Report (Boom Lift)

	
Hand Rails	3 - Normal Wear & Tear
Comments	See front photos



Control Station Inspection Points

Instructions	<p>Evaluate the following on a 4 point scale (leave comments where an explanation is appropriate):</p> <ul style="list-style-type: none"> 4 = Like New, Recently Replaced 3 = Normal Wear & Tear 2 = Above Average Wear 1 = Service Required <p>Take close-up photos of and leave comments.</p>
---------------------	---



Inspection Report (Boom Lift)

Serial Number Plate	
Hour Meter Activity	0
Other Gauge Activity	0
Controls & Switches	2 - Above Average Wear
Comments	Toggles caked with debris



Inspection Report (Boom Lift)

Controls & Switches Photos	
Horn	2 - Above Average Wear
Comments	Worn but functional
Horn Photos	
Travel Alarm	0


Inspection Report (Boom Lift)

Swing Brake	0
Safety Lock Out / Stop	2 - Above Average Wear
Comments	Recommend replacing; suncracked
Safety Lock Out / Stop Photos	
	



Inspection Report (Boom Lift)

Platform Safety Rails & Appearance	3 - Normal Wear & Tear
Comments	Aged but no compromising damage noted
Platform Safety Rails & Appearance Photos	
	

Inspection Report (Boom Lift)



Inspection Report (Boom Lift)


		
Platform Floor	2 - Above Average Wear	
Comments	Areas where flooring expanded metal sunken in	
Platform Floor Photos		
Platform Controls	3 - Normal Wear & Tear	

Inspection Report (Boom Lift)

Platform Controls Photos





Inspection Report (Boom Lift)



Powertrain Inspection Points

Engine


Inspection Report (Boom Lift)

Engine Fuel Type	Diesel
Engine Photos	
	

Inspection Report (Boom Lift)




Inspection Report (Boom Lift)



Blow-by (Visual Observation Check)	No
Unusual Noises (Upon Start-up, Idle, Shutdown)	No

Inspection Report (Boom Lift)


Unusual Noise Notes	No unusual noises heard
Engine Smoke (Upon Start-up, Idle, Shutdown)	No
Engine Smoke Notes	No engine smoke issues observed
Engine Exhaust Color	Clear
Battery	3 - Normal Wear & Tear
Battery Condition	Clean & dry appearance, tight connections, Like new, recently replaced
Battery Condition Photos	

Inspection Report (Boom Lift)

	
Radiator	3 - Normal Wear & Tear
Radiator Photos	
Belts	1 - Service Required
Belt Condition	Cracks, missing grooves, or separating layers on one or more belts

Inspection Report (Boom Lift)

Belt Photos



Hoses

3 - Normal Wear & Tear

Hose Photos



Inspection Report (Boom Lift)




Inspection Report (Boom Lift)




Water Pump	2 - Above Average Wear
Water Pump Condition	Other (see comments)
Comments	Inaccessible
Cooling System Leaks	No
Coolant Color / Appearance	0
Oil Leaks	Yes
Oil Leak Notes	Wet areas with drops forming due to oil leakage, Other (see comments)
Comments	Wet/leaking at oil pan; difficult/inaccessible to pinpoint exact source

Inspection Report (Boom Lift)


Oil Leak Photos



Inspection Report (Boom Lift)



Inspection Report (Boom Lift)



	
Oil Color / Appearance	3 - Normal Wear & Tear
Oil Color / Appearance Notes	Clean oil appearance, no signs of cross contamination, Appropriate oil level
Fuel Leaks	No
Equipped with DPF (Diesel Particulate Filter)	No
Requires DEF (Diesel Exhaust Fluid)	No
Overall Engine Appearance	Clean & dry, Active leaks/pooling observed in & around engine compartment
Overall Engine Comments	Appears good, despite leaks noted, runs well

Drivetrain Inspection Points

Drivetrain

Transmission	1 - Service Required
Transmission Condition	Leaking transmission fluid observed, No unusual noises or vibrations
Comments	Hydrostatic. Drive motor leaking; see photos


Inspection Report (Boom Lift)

Transmission Photos		
		
Clutch	0	
Shift Lever	0	
Foot Brake	0	

Inspection Report (Boom Lift)

Inching Brake	0
---------------	---

Chassis Inspection Points

Instructions	<p>Evaluate the following on a 4 point scale (leave comments where an explanation is appropriate):</p> <p>4 = Like New, Recently Replaced 3 = Normal Wear & Tear 2 = Above Average Wear 1 = Service Required</p>
Frame	3 - Normal Wear & Tear
Comments	See 360 photos/all other profile pictures
Stance	3 - Normal Wear & Tear
Front Axle Appearance	3 - Normal Wear & Tear
Front Axle Appearance Photos	

Inspection Report (Boom Lift)



Inspection Report (Boom Lift)




Inspection Report (Boom Lift)




Rear Axle Appearance	3 - Normal Wear & Tear
Comments	Front and rear pivot bearing seals have seepage possibly from over lubrication

Inspection Report (Boom Lift)

Rear Axle Appearance Photos



Inspection Report (Boom Lift)



Inspection Report (Boom Lift)





Inspection Report (Boom Lift)



Inspection Report (Boom Lift)



Inspection Report (Boom Lift)

	
Wheels & Tires	3 - Normal Wear & Tear
Comments	Date stamps illegible, rear right has screw in tread (no leak observed)
Wheels & Tires Photos	

Inspection Report (Boom Lift)



Inspection Report (Boom Lift)



Inspection Report (Boom Lift)



Inspection Report (Boom Lift)



Inspection Report (Boom Lift)



Inspection Report (Boom Lift)





Tire Brand	Sunstate
Tire Size	12-16.5
Front Left Tire - Ratio Remaining	70%
Rear Left Tire - Ratio Remaining	70%
Front Right Tire - Ratio Remaining	70%
Rear Right Tire - Ratio Remaining	70%
Swivel Bearing	3 - Normal Wear & Tear
Comments	Normal operation, no damage noted

Inspection Report (Boom Lift)

Swivel Bearing Photos



Inspection Report (Boom Lift)

	
Swivel Motor	3 - Normal Wear & Tear
Comments	Normal operation
Swivel Bearing Photos	

Inspection Report (Boom Lift)




Swivel Joint	3 - Normal Wear & Tear
Comments	see bearing photos
Boom Condition	3 - Normal Wear & Tear

Inspection Report (Boom Lift)


Comments	Normal wear, bent hose guide/housing, see boom extension photos
Boom Wear Guides	3 - Normal Wear & Tear
Comments	see boom extension photos
Jib Condition	3 - Normal Wear & Tear
Comments	Normal operation
Overall Chassis	3 - Normal Wear & Tear
Overall Chassis Comments	No damage noted

Hydraulics Overall Inspection Points

Hydraulics Overall

Wet or Damp Hydraulic Lines / Fittings	Yes
Appearance of Hydraulic Lines / Fittings	3
Hydraulic Lines / Fittings Condition	Active leaks in hoses or fittings observed
Comments	Cooler wet with active leak, filter leaking, reservoir drain plug leaking
Appearance of Hydraulic Lines / Fittings Photos	

Inspection Report (Boom Lift)



Inspection Report (Boom Lift)



Inspection Report (Boom Lift)



Inspection Report (Boom Lift)



Inspection Report (Boom Lift)



Unusual Noises (Hydraulic Pump)	No
Hydraulic Pump Notes	No unusual noises heard during operation
External Controls / Levers	3
External Controls / Levers Condition	Good function & condition of hydraulic controls

Inspection Report (Boom Lift)



Hydraulics Cylinders Inspection Points

Boom Lift Cylinders	Check the boom lift cylinders. Note any wear, pitting, discoloration, etc. Take photos.
Boom Lift Cylinders: Mounting Pin	3
Boom Lift Cylinders: Oil Leaks	No

Inspection Report (Boom Lift)

Boom Lift Cylinders Photos




Inspection Report (Boom Lift)



Inspection Report (Boom Lift)



Inspection Report (Boom Lift)

	
Boom Extension Cylinder	Check the boom extension cylinder. Note any wear, pitting, discoloration, etc. Take photos.
Boom Extension Cylinder: Mounting Pin	3
Boom Extension Cylinder: Oil Leaks	No
Comments	Not accesible

Inspection Report (Boom Lift)

Boom Extension Cylinder Photos





Inspection Report (Boom Lift)





Jib Cylinder	Check the jib cylinder. Note any wear, pitting, discoloration, etc. Take photos.
Jib Cylinder: Oil Leaks	No
Jib Cylinder: Mounting Pin	3

Inspection Report (Boom Lift)

<p>Jib Cylinder Photos</p>	
	
<p>Basket Tilt Cylinder</p>	<p>Check the basket tilt cylinders. Note any wear, pitting, discoloration, etc. Take photos.</p>
<p>Basket Tilt Cylinder: Mounting Pin</p>	<p>3</p>

Inspection Report (Boom Lift)

Basket Tilt Cylinder: Oil Leaks	No
Basket Tilt Cylinder Photos	
	


Inspection Report (Boom Lift)





Inspection Report (Boom Lift)



Inspection Report (Boom Lift)

	
	
Frame Leveling Cylinders	Check the frame leveling cylinders. Note any wear, pitting, discoloration, etc. Take photos.
Frame Leveling Cylinders: Mounting Pin	3

Inspection Report (Boom Lift)

Frame Leveling Cylinders: Oil Leaks	No
Frame Leveling Cylinders Photos	
	

Inspection Report (Boom Lift)



Outrigger Cylinders	Check the outrigger cylinders. Note any wear, pitting, discoloration, etc. Take photos.
Steering Cylinders	Check the steering cylinders. Note any wear, pitting, discoloration, etc. Take photos.

Inspection Report (Boom Lift)

Steering Cylinders: Mounting Pin	3
Steering Cylinders: Oil Leaks	No
Comments	See rear axle photos

Functional Test

Instructions	Evaluate the following on a 4 point scale (leave comments where an explanation is appropriate): 4 = Like New, Recently Replaced 3 = Normal Wear & Tear 2 = Above Average Wear 1 = Service Required
Forward & Reverse	3 - Normal Wear & Tear
Comments	Normal operation
Swing Table Rotation	3 - Normal Wear & Tear
Comments	Normal operation
Boom Lift / Angle / Tilt	3 - Normal Wear & Tear
Comments	Normal operation
Overall Functional Test Comments	All functions are normal, no operational issues noted at time of inspection

Overall Assessment

Overall Assessment	
Exterior Rating	3
Interior Rating	0
Safety Rating	3
Quality Rating	3
Functionality Rating	3
Overall Rating	3
What's Great About the Machine	Despite hydraulic/engine leaks noted, unit functions well and is in good condition
What Needs Work	Engine/hydraulic oil leaks noted
Any Additional Info from the Seller?	Maintenance records available, will have to contact directly
Inspector's Name	Orlando Valdovinos
Date/Time	07-19-2022