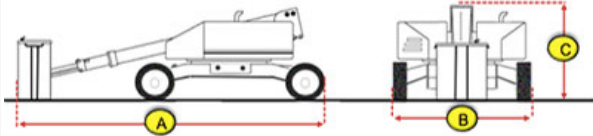


Inspection Report (Boom Lift)

General Info

Year	2013
Make	JLG
Model	1350 SJP
Serial Number	0300172111
Hour Meter Reading	2072.0
Previous Application (e.g., earth moving, mining, demolition, etc)	Rental

Dimensions

Measurement Guide	
A. Length (ft and inches)	38'11"
B. Width (ft and inches)	8'2"
C. Height (ft and inches)	10'
Operational Weight (lbs)	44,750lbs.



Features and Configuration

Max Lift Height	135'
Max Lift Capacity	500lbs
Electric Powertrain	No
Jib	Yes
Hydraulic Leveling	Yes
Power to Platform	Yes
Outriggers	No
Additional Attachment(s)?	No
OMM (Operator & Maintenance Manual)	Yes
Telematics	No

Exterior 360 Walkaround

Exterior 360 Walkaround

Inspection Report (Boom Lift)

Instructions	<p>Take photos of the exterior of the piece of equipment. Capture a full 360 degree walk around and all major components.</p> <p>Must have shots to capture:</p> <ul style="list-style-type: none"> - Front - 45 degree corner shot of left front - 45 degree corner shot of right front - Left side - Right side - Rear - 45 degree corner shot of left rear - 45 degree corner shot of right rear <p>Tips for good photos:</p> <ul style="list-style-type: none"> - Move the equipment into a open area without any visual distractions or other equipment in the background
Exterior Walkaround Photos	
	

Inspection Report (Boom Lift)



Inspection Report (Boom Lift)



Inspection Report (Boom Lift)




Inspection Report (Boom Lift)



Inspection Report (Boom Lift)



General Appearance Inspection Points

Instructions	<p>Evaluate the following on a 4 point scale (leave comments where an explanation is appropriate):</p> <p>4 = Like New, Recently Replaced 3 = Normal Wear & Tear 2 = Above Average Wear 1 = Service Required</p> <p>Things to look for:</p> <ul style="list-style-type: none"> - cosmetic damage - minor surface rust - repaint (and overspray) - cracked or damaged glass - major rust (cancer) - cracks / visible welds
Front	3 - Normal Wear & Tear
Comments	Normal wear front side in good condition
Front Photos	

Inspection Report (Boom Lift)



Inspection Report (Boom Lift)




Rear



3 - Normal Wear & Tear

Inspection Report (Boom Lift)




Rear Photos




Inspection Report (Boom Lift)



Inspection Report (Boom Lift)

	
<p>Left</p>	<p>3 - Normal Wear & Tear</p>
<p>Left Photos</p>	
	




Inspection Report (Boom Lift)



Inspection Report (Boom Lift)



Inspection Report (Boom Lift)

		
		
		
Right	3 - Normal Wear & Tear	
Comments	No major damage just scuff marks	

Inspection Report (Boom Lift)


Right Photos






Inspection Report (Boom Lift)



Inspection Report (Boom Lift)



Inspection Report (Boom Lift)

		
		
<p>Upper</p>	<p>3 - Normal Wear & Tear</p>	
<p>Upper Photos</p>		




Inspection Report (Boom Lift)



Inspection Report (Boom Lift)



Inspection Report (Boom Lift)

		
		
		
<p>Body Panels (Any Damage?)</p>	<p>3 - Normal Wear & Tear</p>	
<p>Comments</p>	<p>Small dent on left side top body panel</p>	

Inspection Report (Boom Lift)

Body Panels Photos



Inspection Report (Boom Lift)






Inspection Report (Boom Lift)



Inspection Report (Boom Lift)



Inspection Report (Boom Lift)

		
Hand Rails	3 - Normal Wear & Tear	
Comments	Front side top man basket rail bent	
Hand Rails Photos		
		



Inspection Report (Boom Lift)





Inspection Report (Boom Lift)



Control Station Inspection Points

Instructions	<p>Evaluate the following on a 4 point scale (leave comments where an explanation is appropriate):</p> <p>4 = Like New, Recently Replaced 3 = Normal Wear & Tear 2 = Above Average Wear 1 = Service Required</p> <p>Take close-up photos of and leave comments.</p>
Serial Number Plate	
Hour Meter Activity	3 - Normal Wear & Tear
Hour Meter Activity Photos	

Inspection Report (Boom Lift)

Other Gauge Activity	3 - Normal Wear & Tear
Other Gauge Activity Photos	
Controls & Switches	3 - Normal Wear & Tear
Controls & Switches Photos	
	




Inspection Report (Boom Lift)





Inspection Report (Boom Lift)






Inspection Report (Boom Lift)

	
	
Horn	3 - Normal Wear & Tear
Horn Photos	
Travel Alarm	3 - Normal Wear & Tear

Inspection Report (Boom Lift)

Travel Alarm Photos	 A photograph showing a travel alarm sensor mounted on a metal structure of a boom lift. The sensor is a small, cylindrical device with a blue label and a white cable. It is positioned near a large orange component, likely part of the boom or bucket assembly.
Swing Brake	3 - Normal Wear & Tear
Swing Break Photos	 A photograph showing a close-up view of the swing brake mechanism. The brake is a large, black, curved component that is part of the swing system. It is surrounded by various cables, hoses, and metal parts. The brake is mounted on a metal structure, and the overall appearance is that of a well-maintained but used component.
Safety Lock Out / Stop	3 - Normal Wear & Tear

Inspection Report (Boom Lift)

<p>Safety Lock Out / Stop Photos</p>	
	
<p>Platform Safety Rails & Appearance</p>	<p>3 - Normal Wear & Tear</p>
<p>Comments</p>	<p>A few bent areas and small cracks at bottom panels top platform side rail bent</p>
<p>Platform Safety Rails & Appearance Photos</p>	


Inspection Report (Boom Lift)






Inspection Report (Boom Lift)






Inspection Report (Boom Lift)




Inspection Report (Boom Lift)

		
<p>Platform Floor</p>	<p>3 - Normal Wear & Tear</p>	
<p>Platform Floor Photos</p>		
		

Inspection Report (Boom Lift)



		
		
		
<p>Platform Controls</p>	<p>3 - Normal Wear & Tear</p>	

Inspection Report (Boom Lift)


Platform Controls Photos	
--------------------------	--

Powertrain Inspection Points


Engine

Engine Type (Make, Model, Cylinders, Hp)	Deutz 3.6L 4cyl. 74HP
Engine Serial Number	11396915
Engine Fuel Type	Diesel
Engine Photos	
	

Inspection Report (Boom Lift)



Inspection Report (Boom Lift)





Inspection Report (Boom Lift)



Inspection Report (Boom Lift)



Inspection Report (Boom Lift)




	
Engine Exhaust Color	Clear
Battery	3 - Normal Wear & Tear
Battery Condition	Like new, recently replaced, Clean & dry appearance, tight connections
Battery Condition Photos	
Radiator	3 - Normal Wear & Tear
Radiator Condition	Radiator fins & components appear to be in good working order, no signs of damage or leaks, Other (see comments)
Comments	Bottom left mounting bracket cracked at radiator

Inspection Report (Boom Lift)

Radiator Photos




Inspection Report (Boom Lift)

Belts	3 - Normal Wear & Tear
Belt Photos	
	
	
Hoses	3 - Normal Wear & Tear
Hose Condition	Firm, pliant hoses with no signs of wear or leaks, Dried seepages observed, Other (See commentss
Comments	90% of hose in great shape, a few hoses cracked and a few showing seepage

Inspection Report (Boom Lift)

Hose Photos






Inspection Report (Boom Lift)



Inspection Report (Boom Lift)



Inspection Report (Boom Lift)



Inspection Report (Boom Lift)






Inspection Report (Boom Lift)



Inspection Report (Boom Lift)



Inspection Report (Boom Lift)



		
		
		
Water Pump	3 - Normal Wear & Tear	
Cooling System Leaks	No	
Coolant Color / Appearance	3 - Normal Wear & Tear	
Coolant Color/Appearance Notes	Normal Translucent appearance, no visual signs of contamination	
Oil Color / Appearance	3 - Normal Wear & Tear	
Oil Color / Appearance Notes	Appropriate oil level, Clean oil appearance, no signs of cross contamination	
Fuel Leaks	No	

Inspection Report (Boom Lift)

Equipped with DPF (Diesel Particulate Filter)	No
Requires DEF (Diesel Exhaust Fluid)	No
Overall Engine Appearance	Clean & dry
Overall Engine Comments	Small engine oil leak (seepage) above front cover, head area




Drivetrain Inspection Points

Drivetrain


Transmission	0
Clutch	0
Shift Lever	0
Foot Brake	0
Inching Brake	0
Parking Brake	3 - Normal Wear & Tear
Parking Brake Condition	Good brake function
Parking Brake Photos	
	
Overall Drivetrain Comments	All drive motors and brakes look solid!

Chassis Inspection Points

Inspection Report (Boom Lift)

Instructions	<p>Evaluate the following on a 4 point scale (leave comments where an explanation is appropriate):</p> <p>4 = Like New, Recently Replaced 3 = Normal Wear & Tear 2 = Above Average Wear 1 = Service Required</p>
Frame	3 - Normal Wear & Tear
Frame Photos	
	
	

Inspection Report (Boom Lift)



Inspection Report (Boom Lift)






Inspection Report (Boom Lift)






Stance

3 - Normal Wear & Tear


Inspection Report (Boom Lift)

<p>Stance Photos</p>	
<p>Front Axle Appearance</p>	<p>4 - Like New, Recently Replaced</p>
<p>Front Axle Appearance Photos</p>	
	

Inspection Report (Boom Lift)

	
	
<p>Rear Axle Appearance</p>	<p>4 - Like New, Recently Replaced</p>
<p>Rear Axle Appearance Photos</p>	

Inspection Report (Boom Lift)

	
	
	
Wheels & Tires	3 - Normal Wear & Tear
Comments	Minor cuts on tires, normal wear, great condition

Inspection Report (Boom Lift)

Wheels & Tires Photos






Inspection Report (Boom Lift)






Inspection Report (Boom Lift)






Inspection Report (Boom Lift)

		
		
Tire Brand	OTR Outrigger	
Tire Size	445/50D710	
Front Left Tire - Ratio Remaining	70%	
Rear Left Tire - Ratio Remaining	70%	
Front Right Tire - Ratio Remaining	70%	
Rear Right Tire - Ratio Remaining	70%	
Swivel Bearing	3 - Normal Wear & Tear	
Swivel Bearing Photos		




Inspection Report (Boom Lift)

	
	
	
<p>Swivel Motor</p>	<p>3 - Normal Wear & Tear</p>

Inspection Report (Boom Lift)

<p>Swivel Bearing Photos</p>		
		
<p>Swivel Joint</p>	<p>3 - Normal Wear & Tear</p>	
<p>Swivel Joint Photos</p>		

Inspection Report (Boom Lift)

		
		
<p>Boom Condition</p>	<p>4 - Like New, Recently Replaced</p>	
<p>Comments</p>	<p>Excellent condition</p>	
<p>Boom Condition Photos</p>		

Inspection Report (Boom Lift)



Inspection Report (Boom Lift)






Inspection Report (Boom Lift)



Boom Wear Guides

3 - Normal Wear & Tear




Inspection Report (Boom Lift)

<p>Boom Wear Guides Photos</p>		
		
		

Inspection Report (Boom Lift)



Inspection Report (Boom Lift)

		
		
<p>Jib Condition</p>	<p>3 - Normal Wear & Tear</p>	
<p>Jib Condition Photos</p>		

Inspection Report (Boom Lift)






Inspection Report (Boom Lift)



Inspection Report (Boom Lift)



Inspection Report (Boom Lift)




		
		
		
Overall Chassis	4 - Like New, Recently Replaced	
Overall Chassis Comments	Overall the entire chassis is in great condition.	

Hydraulics Overall Inspection Points

Hydraulics Overall

Wet or Damp Hydraulic Lines / Fittings	No	
Appearance of Hydraulic Lines / Fittings	3	




Inspection Report (Boom Lift)

Hydraulic Lines / Fittings Condition	Hydraulic lines & fittings are clean and in good condition, Other (see comments)
Appearance of Hydraulic Lines / Fittings Photos	
	
	

Inspection Report (Boom Lift)






Inspection Report (Boom Lift)

		
Unusual Noises (Hydraulic Pump)	No	
Hydraulic Pump Notes	No unusual noises heard during operation	
External Controls / Levers	3	
External Controls / Levers Condition	Good function & condition of hydraulic controls	
External Controls / Levers Photos		
		

Hydraulics Cylinders Inspection Points




Boom Lift Cylinders	Check the boom lift cylinders. Note any wear, pitting, discoloration, etc. Take photos.
Boom Lift Cylinders: Mounting Pin	3

Inspection Report (Boom Lift)




Boom Lift Cylinders: Oil Leaks	No
Comments	Seepage from main boom cylinder rod seal, no drips observed during operation
Boom Lift Cylinders Photos	
	
	
Boom Extension Cylinder	Check the boom extension cylinder. Note any wear, pitting, discoloration, etc. Take photos.
Boom Extension Cylinder: Mounting Pin	4
Boom Extension Cylinder: Oil Leaks	No

Inspection Report (Boom Lift)

Boom Extension Cylinder Photos



Inspection Report (Boom Lift)

		
		
		
Jib Cylinder	Check the jib cylinder. Note any wear, pitting, discoloration, etc. Take photos.	
Jib Cylinder: Oil Leaks	No	
Jib Cylinder: Mounting Pin	4	

Inspection Report (Boom Lift)




Jib Cylinder Photos



Inspection Report (Boom Lift)



Inspection Report (Boom Lift)




	
	
	
Basket Tilt Cylinder	Check the basket tilt cylinders. Note any wear, pitting, discoloration, etc. Take photos.
Basket Tilt Cylinder: Mounting Pin	3
Basket Tilt Cylinder: Oil Leaks	No

Inspection Report (Boom Lift)


Basket Tilt Cylinder Photos



Inspection Report (Boom Lift)

		
Frame Leveling Cylinders	Check the frame leveling cylinders. Note any wear, pitting, discoloration, etc. Take photos.	
Frame Leveling Cylinders: Mounting Pin	4	
Frame Leveling Cylinders: Oil Leaks	No	
Frame Leveling Cylinders Photos		
		

Inspection Report (Boom Lift)

	
	
Outrigger Cylinders	Check the outrigger cylinders. Note any wear, pitting, discoloration, etc. Take photos.
Steering Cylinders	Check the steering cylinders. Note any wear, pitting, discoloration, etc. Take photos.
Steering Cylinders: Oil Leaks	No
Comments	Signs of Seepage coming from all 4 steer cylinders, do drips
Steering Cylinders Photos	

Inspection Report (Boom Lift)



Functional Test

Instructions	Evaluate the following on a 4 point scale (leave comments where an explanation is appropriate): 4 = Like New, Recently Replaced 3 = Normal Wear & Tear 2 = Above Average Wear 1 = Service Required
Forward & Reverse	4 - Like New, Recently Replaced
Swing Table Rotation	4 - Like New, Recently Replaced
Boom Lift / Angle / Tilt	4 - Like New, Recently Replaced
Operating Video	Click to Download

Overall Assessment

Overall Assessment	
Exterior Rating	4
Interior Rating	4
Safety Rating	4
Quality Rating	4
Functionality Rating	4
Overall Rating	4
What's Great About the Machine	Boom lift if great condition and maintained by a good mechanic crew. All major components in solid shape with no major repairs needed.
What Needs Work	A few hoses on the boom extend track are weather cracked. Possible engine oil leak on top by valve cover. Small weld work required at bottom of radiator. All 4 steer cylinders showing signs of possible Hydraulic seepage.
Inspector's Name	XXXXXXXXXX
Date/Time	08-17-2022