



Inspection Report (Asphalt Paver)

General Info

Year	2016
Make	Leeboy
Model	8515C
Serial Number	134860
Hour Meter Reading	1,927 hours
Previous Application (e.g., earth moving, mining, demolition, etc)	Asphalt Paving Construction

Dimensions

Length (ft and inches)	13'5"
Width (ft and inches)	8'6"
Height (ft and inches)	8'2"
Operational Weight (lbs)	17,800lbs.
Hopper Capacity (cubic inches)	Holds up to 7.5 Tons
Auger Diameter (ft and inches)	12"
Max Paving Width (ft and inches)	15'

Features and Configuration

Control Station Type	Platform
Heat	No
A/C	No
Radio	No
Backup Camera	No
OMM (Operator & Maintenance Manual)	Yes
Telematics	No
Screed Serial Number	N/a
Screed Mounting Type	Fixed-Mount
Screed Weight (lbs)	2,900lbs
Screed Width (ft and inches)	8'6" with 2 - 44" side extensions

OMM Specifications

OMM Specifications

Detail Specifications	Take photos of the detailed spec pages included in the operator's manual
-----------------------	--

Inspection Report (Asphalt Paver)

OMM Spec Photos




Table 2-3: Overall Dimensions

ITEM	DESCRIPTION	VALUE
Overall Length	117' 9 (4.4 m)	
Overall Width	8' 7" (2.6 m)	
Overall Height	8' 7" (2.6 m)	

OMM Spec Photos

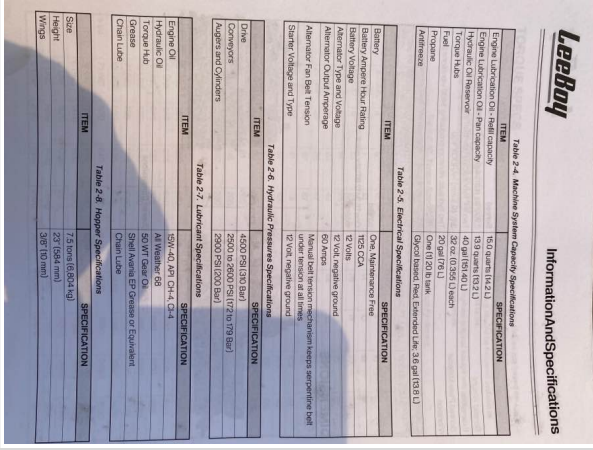


Table 2-4: Machine System Capacity Specifications

ITEM	DESCRIPTION	VALUE
Engine Lubrication Oil - Fuel Capacity	160.0 quarts (152.1 L)	
Engine Lubrication Oil - Pan Capacity	13.0 quarts (12.3 L)	
Hydraulic Oil - Reserve	40.0 gal (151.4 L)	
Fuel	20.0 gal (75.7 L) each	
Hydraulic Oil	20.0 gal (75.7 L) each	

Table 2-5: Electrical Specifications

ITEM	DESCRIPTION	VALUE
Battery	On-Board Maintenance Free	
Battery Voltage	12 Volts	
Battery Amps	12 Volt negative ground	
Alternator Type and Voltage	100 Amps	
Alternator Output Amperage	100 Amps	
Alternator Fan Belt Tension	Under tension at all times	
Starter Voltage and Type	12 Volt negative ground	

OMM Spec Photos

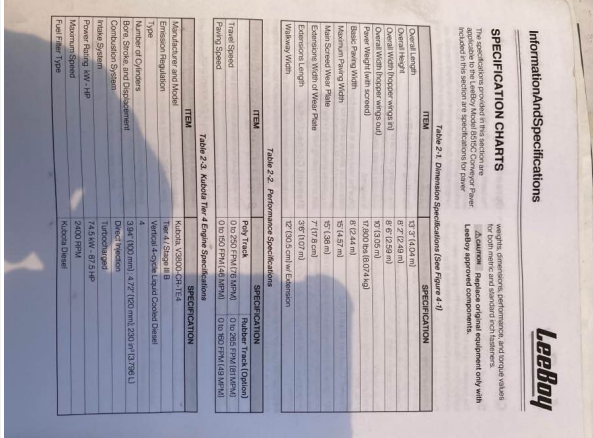


Table 2-6: Lubricant Specifications



ITEM	DESCRIPTION	VALUE
Engine Oil	ISO-VG 460 CH-4, C-4	
Hydraulic Oil	AW Weather 68	
Torque Hub	50 WT Gear Oil	
Greases	Shell Marlex EP Grease or Equivalent	
Chain Lube	Chain Lube	

Table 2-7: Performance Specifications

ITEM	DESCRIPTION	VALUE
Static Weight	77.5 tons (155.0 kg)	
Height	8' 7" (2.6 m)	
Max Spd	3.87 (10 mph)	

Exterior Walkaround Photos

Inspection Report (Asphalt Paver)

<p>Instructions</p>	<p>Take photos of the exterior of the bulldozer. Capture a full 360 degree walk around and all major components.</p> <p>Must have shots to capture:</p> <ul style="list-style-type: none"> - Front of bulldozer - 45 degree corner shot of left front - 45 degree corner shot of right front - Left side - Right side - Rear - 45 degree corner shot of left rear - 45 degree corner shot of right rear <p>Tips for good photos:</p> <ul style="list-style-type: none"> - Move the equipment into a open area without any visual distractions or other equipment in the background
<p>Exterior Walkaround Photos</p>	
	

Inspection Report (Asphalt Paver)




Inspection Report (Asphalt Paver)



Inspection Report (Asphalt Paver)




Inspection Report (Asphalt Paver)



General Appearance Inspection Points

General Appearance

Front	3 - Normal Wear & Tear
Front Condition	Visible chipped paint or dents, Other (see comments), Large dents or cracks
Comments	Some dents and bent areas on hopper (normal wear)front hopper bumper cracked at corner welds
Front Photos	

Inspection Report (Asphalt Paver)



Inspection Report (Asphalt Paver)



Inspection Report (Asphalt Paver)



Inspection Report (Asphalt Paver)






Inspection Report (Asphalt Paver)



Inspection Report (Asphalt Paver)



Inspection Report (Asphalt Paver)

		
		
Rear	3 - Normal Wear & Tear	
Rear Condition	No visible damage, Other (see comments)	
Comments	Normal wear and tear	
Rear Photos		

Inspection Report (Asphalt Paver)



Inspection Report (Asphalt Paver)






Inspection Report (Asphalt Paver)



Inspection Report (Asphalt Paver)



Inspection Report (Asphalt Paver)

		
Left	3 - Normal Wear & Tear	
Left Condition	No visible damage, Other (see comments)	
Comments	Normal wear and tear	
Left Photos		
		

Inspection Report (Asphalt Paver)



Inspection Report (Asphalt Paver)






Inspection Report (Asphalt Paver)



Inspection Report (Asphalt Paver)



Inspection Report (Asphalt Paver)

	
	
<p>Right</p>	<p>3 - Normal Wear & Tear</p>
<p>Right Condition</p>	<p>No visible damage, Other (see comments)</p>
<p>Comments</p>	<p>Normal wear and tear</p>
<p>Right Photos</p>	

Inspection Report (Asphalt Paver)






Inspection Report (Asphalt Paver)



Inspection Report (Asphalt Paver)



Inspection Report (Asphalt Paver)

	
	
Upper	3 - Normal Wear & Tear
Upper Condition	No visible damage
Upper Photos	




Inspection Report (Asphalt Paver)



Inspection Report (Asphalt Paver)



Inspection Report (Asphalt Paver)

		
		
Body Panels (Any Rust Damage?)	3 - Normal Wear & Tear	
Body Panel Condition	No visible damage, good paint condition and panel fitment	
Body Panels Photos		




Inspection Report (Asphalt Paver)






Inspection Report (Asphalt Paver)



Inspection Report (Asphalt Paver)

	
	
	
Doors / Canopy Latches	3 - Normal Wear & Tear
Doors / Canopy Latches Condition	No visible damage

Inspection Report (Asphalt Paver)

Doors / Canopy Latches Photos		
		
Glass Condition	0	
Mirrors	0	
Lighting System	3 - Normal Wear & Tear	
Lighting System Condition	One or more exterior lights are non-operational, Other (see comments)	
Comments	Beacon inoperable and right side light halfway working	
Lighting System Photos		

Inspection Report (Asphalt Paver)



Inspection Report (Asphalt Paver)



Control Station Inspection Points

Control Station

Serial Number Plate Photo	
Operator Cabin Overall	3 - Normal Wear & Tear
Operator Cabin Overall Condition	Good cabin appearance, solid floors, panels, and ceiling, Minor cosmetic wear to cabin surfaces, floors, panels, and ceiling
Operator Cabin Photos	

Inspection Report (Asphalt Paver)



Inspection Report (Asphalt Paver)






Inspection Report (Asphalt Paver)



Inspection Report (Asphalt Paver)



Inspection Report (Asphalt Paver)




	
	
	
Operator's Seat & Arm Rests	3 - Normal Wear & Tear
Operator's Seat & Arm Rests Condition	Seat(s) have minor surface staining or small tears, Other (see comments)
Comments	Left side seat okay right side torn cushion

Inspection Report (Asphalt Paver)

Operator's Seat & Arm Rests
Photos



Inspection Report (Asphalt Paver)

		
		
		
Seat Belt	0	
Cabin Lights	0	
Safety Lock Out / Stop	3 - Normal Wear & Tear	
Safety Lock Out / Stop Condition	Safety lock out device is present, in good condition, and functional	

Inspection Report (Asphalt Paver)

<p>Safety Lock Out / Stop Photos</p>	
	
<p>Controls & Switches</p>	<p>3 - Normal Wear & Tear</p>
<p>Controls & Switches Condition</p>	<p>All switches are installed and functional</p>
<p>Controls & Switches Photos</p>	

Inspection Report (Asphalt Paver)





Inspection Report (Asphalt Paver)



Inspection Report (Asphalt Paver)



Inspection Report (Asphalt Paver)

	
	
	
Hour Meter Activity	3 - Normal Wear & Tear
Hour Meter Condition	Hour meter is functional and in good condition

Inspection Report (Asphalt Paver)



Hour Meter Activity Photos	
	
Other Gauge Activity	3 - Normal Wear & Tear
Other Gauge Condition	All cockpit gauges are functional and in good condition
Other Gauge Activity Photos	
Heater & A/C	0
Fans / Vents	0
Travel Alarm	3 - Normal Wear & Tear
Travel Alarm Condition	Travel alarm is installed and functioning as expected
Horn	3 - Normal Wear & Tear

Inspection Report (Asphalt Paver)

Horn Condition	Horn is installed and functioning as expected
Backup Camera	0
Fire Extinguisher	0
First Aid Kit	0

Engine Info




Engine

Engine Type (Make, Model, Cylinders, Hp)	Kubota V3800 - 4cyl. - 74 HP - 3.8L
Emissions Tier	Tier 4F
Engine Serial Number	68616855
Engine Fuel Type	Diesel
Engine Photos	 




Inspection Report (Asphalt Paver)






Inspection Report (Asphalt Paver)

	
	
	
Blow-by (Visual Observation Check)	No
Unusual Noises (Upon Start-up, Idle, Shutdown)	No
Unusual Noise Notes	Other (see comments)
Comments	Slight misfire at idle, above idle engine sounds normal
Engine Smoke (Upon Start-up, Idle, Shutdown)	No
Engine Smoke Notes	No engine smoke issues observed



Inspection Report (Asphalt Paver)

Engine Exhaust Color	Clear
Battery	3 - Normal Wear & Tear
Battery Condition	Clean & dry appearance, tight connections
Battery Condition Photos	
	
Radiator	3 - Normal Wear & Tear
Radiator Condition	Radiator fins & components appear to be in good working order, no signs of damage or leaks
Radiator Photos	

Inspection Report (Asphalt Paver)

	
	
	
Belts	3 - Normal Wear & Tear
Belt Condition	Belts appear in good condition & alignment with proper tension

Inspection Report (Asphalt Paver)




<p>Belt Photos</p>	
	
<p>Hoses</p>	<p>3 - Normal Wear & Tear</p>
<p>Hose Condition</p>	<p>Firm, pliant hoses with no signs of wear or leaks</p>

Inspection Report (Asphalt Paver)




Hose Photos



Inspection Report (Asphalt Paver)

	
	
	
Water Pump	3 - Normal Wear & Tear
Water Pump Condition	No unusual pump noises heard


Inspection Report (Asphalt Paver)

Water Pump Photos	
	
	
Cooling System Leaks	No
Coolant Color / Appearance	3 - Normal Wear & Tear
Coolant Color/Appearance Notes	Normal Translucent appearance, no visual signs of contamination
Oil Leaks	No
Oil Color / Appearance	3 - Normal Wear & Tear
Oil Color / Appearance Notes	Clean oil appearance, no signs of cross contamination, Appropriate oil level
Fuel Leaks	No

Inspection Report (Asphalt Paver)

Equipped with DPF (Diesel Particulate Filter)	No
Requires DEF (Diesel Exhaust Fluid)	No
Overall Engine Appearance	Dusty & dry
Overall Engine Comments	Slight misfire at idle when cold. Once engine warms up misfire goes away and engine sounds healthy at all engine rpm's. No active leaks found.

Drivetrain Inspection Points


Transmission Info	Hydrostatic, propel motor driven
Clutch	0
Transmission	3 - Normal Wear & Tear
Left Drive Motor	3 - Normal Wear & Tear
Comments	Surface area covered in asphalt, no unusual noise heard
Left Final Drive	3 - Normal Wear & Tear
Comments	Surfaces covered in asphalt, no unusual noise heard
Left Final Drive Photos	
Right Drive Motor	3 - Normal Wear & Tear
Comments	Surface covered in asphalt, no unusual noise observed
Right Final Drive	3 - Normal Wear & Tear
Comments	Surface covered in asphalt, no unusual noise observed

Inspection Report (Asphalt Paver)




Right Final Drive Photos	
Overall Drivetrain Comments	Overall forward, reverse and turning functions okay with no unusual noise observed in each direction. Machine slightly steers to the left when tracking forward. It's noticeable after moving 20'. Possible steer adjustment may be required.

Undercarriage Inspection Points

Rubber Track Undercarriage

Instructions	<p>Evaluate the following on a 4 point scale (leave comments where an explanation is appropriate):</p> <p>4 = Like New, Recently Replaced 3 = Normal Wear & Tear 2 = Above Average Wear 1 = Service Required</p>
Roller Frames	3 - Normal Wear & Tear
Roller Frames Photos	




Inspection Report (Asphalt Paver)

		
Track Belt	3 - Normal Wear & Tear	
Comments	Normal wear	
Track Belt Photos		
		




Inspection Report (Asphalt Paver)






Inspection Report (Asphalt Paver)

		
Rubber Belt Drive Lugs	3 - Normal Wear & Tear	
Comments	Normal wear	
Rubber Belt Drive Lugs Photos		
		
Track Tensioners	3 - Normal Wear & Tear	
Front Idlers	3 - Normal Wear & Tear	

Inspection Report (Asphalt Paver)

Front Idlers Photos		
Rear Idlers	3 - Normal Wear & Tear	
Rear Idlers Photos		
		

Inspection Report (Asphalt Paver)

		
<p>Track Rollers</p>	<p>3 - Normal Wear & Tear</p>	
<p>Track Rollers Photos</p>		
		




Inspection Report (Asphalt Paver)



Inspection Report (Asphalt Paver)





Inspection Report (Asphalt Paver)

		
<p>Sprockets</p>	<p>3 - Normal Wear & Tear</p>	
<p>Comments</p>	<p>Normal wear</p>	
<p>Sprockets Photos</p>		
		

Inspection Report (Asphalt Paver)






Screed Inspection Points

Screed Plates/Adjusters	3 - Normal Wear & Tear
Screed Plates/Adjusters Photos	
	




Inspection Report (Asphalt Paver)



Inspection Report (Asphalt Paver)

		
		
<p>Screed Vibrate Shaft Bearings & U Joints</p>	<p>3 - Normal Wear & Tear</p>	
<p>Screed Vibrate Shaft Bearings & U Joints Photos</p>		

Inspection Report (Asphalt Paver)

		
<p>Screed Depth Crank/Bearings/Shafts/Sleeves</p>	<p>3 - Normal Wear & Tear</p>	
<p>Screed Depth Crank/Bearings/Shafts/Sleeves Photos</p>		
		




Inspection Report (Asphalt Paver)






Inspection Report (Asphalt Paver)






Inspection Report (Asphalt Paver)

		
<p>Screed Pre-Strikeoff Plate</p>	<p>3 - Normal Wear & Tear</p>	
<p>Screed Pre-Strikeoff Plate Photos</p>		
		

Inspection Report (Asphalt Paver)

	
	
<p>Screed Heating Elements</p>	<p>3 - Normal Wear & Tear</p>
<p>Screed Heating Elements Photos</p>	

Inspection Report (Asphalt Paver)

		
Screed Diesel Burner Assemblies	3 - Normal Wear & Tear	
Screed Diesel Burner Assemblies Photos		
		

Hopper, Conveyor, Auger Inspection Points




Hopper/Hopper Hinge/Flashing	3
-------------------------------------	---

Inspection Report (Asphalt Paver)




Hopper/Hopper Hinge/Flashing
Photos






Inspection Report (Asphalt Paver)

		
<p>Drag Conveyor/Chain/Bars/Floor Plates/Guards</p>	<p>3</p>	
<p>Drag Conveyor/Chain/Bars/Floor Plates/Guards Photos</p>		
		

Inspection Report (Asphalt Paver)

		
		
		
Drag Conveyor Adjustor	3	




Inspection Report (Asphalt Paver)

<p>Drag Conveyor Adjustor Photos</p>		
		
<p>Feeder Drive Shafts/Bearings/Sprockets/Idlers</p>	<p>3</p>	
<p>Auger/Flights/Shfts/Bearings</p>	<p>3</p>	
<p>Auger/Flights/Shfts/Bearings Photos</p>		




Inspection Report (Asphalt Paver)



Inspection Report (Asphalt Paver)

		
		
		
<p>Conveyor & Auger Drives/Chains/Sprockets</p>	<p>3</p>	

Inspection Report (Asphalt Paver)


<p>Conveyor & Auger Drives/Chains/Sprockets Photos</p>		
		
		
<p>Conveyor & Auger Bearing Remote Lube Lines</p>	<p>3</p>	

Inspection Report (Asphalt Paver)

Conveyor & Auger Bearing
Remote Lube Lines Photos



Inspection Report (Asphalt Paver)


	
Overall Chassis	3 - Normal Wear & Tear
Overall Chassis Comments	Besides the two corner mount cracks at welds to hopper bumper, the rest of the machine is solid

Hydraulics Overall Inspection Points


Hydraulics Overall

Wet or Damp Hydraulic Lines / Fittings	No
Appearance of Hydraulic Lines / Fittings	3
Hydraulic Lines / Fittings Condition	Hydraulic lines & fittings are clean and in good condition
Unusual Noises (Hydraulic Pump)	No
Hydraulic Pump Notes	No unusual noises heard during operation
External Controls / Levers	3
External Controls / Levers Condition	Good function & condition of hydraulic controls




Hydraulics Cylinders Inspection Points

Hopper Wing Cylinders: Mounting Pin	3
Hopper Wing Cylinders: Oil Leaks	No
Hopper Wing Cylinders Photos	

Inspection Report (Asphalt Paver)



Inspection Report (Asphalt Paver)




	
	
	
<p>Screed Lift Cylinders: Mounting Pin</p>	<p>3</p>
<p>Screed Lift Cylinders: Oil Leaks</p>	<p>No</p>

Inspection Report (Asphalt Paver)



Screed Lift Cylinders Photos



Inspection Report (Asphalt Paver)

		
		
		
<p>Screed Extension Cylinders: Mounting Pin</p>	<p>3</p>	
<p>Screed Extension Cylinders: Oil Leaks</p>	<p>No</p>	

Inspection Report (Asphalt Paver)

<p>Screed Extension Cylinders Photos</p>	
	

Functional Test

Forward & Reverse	3 - Normal Wear & Tear
Screed Extension/Retraction (Right)	3 - Normal Wear & Tear
Screed Extension/Retraction (Left)	3 - Normal Wear & Tear
Screed & Platform Hydraulic Elevation/Lowering	3 - Normal Wear & Tear
Screed Slope Adjustment	3 - Normal Wear & Tear
Screed Crown Adjustment	3 - Normal Wear & Tear
Conveyor Forward/Reverse Function	3 - Normal Wear & Tear
Auger Rotation Left/Right	3 - Normal Wear & Tear
Edger Plate Extension/Retraction	3 - Normal Wear & Tear
Overall Functional Test Comments	Overall all functions and implements on machine function properly with no active leaks or obvious abnormal sounds seen or heard during operation.

Inspection Summary

Overall Assessment

Exterior Rating	3
-----------------	---



Inspection Report (Asphalt Paver)

Interior Rating	3
Safety Rating	3
Quality Rating	3
Functionality Rating	3
Overall Rating	3
What's Great About the Machine	The machine functions great and it's well maintained with no active leaks found. No immediate repairs needed to put this machine into service.
What Needs Work	2 front hopper bumper frame cracks need to be addressed. Misfire when cold and at low idle needs attention. Right side diesel fuel hose spray assembly leaking. Machine slightly steers to left after short travel forward.
Date/Time	09-08-2022