

## Inspection Report (On-Highway Dump Truck)

### General Info

Year	2012
Make	Peterbilt
Model	388
Serial Number	1XP-WD49X-8-CD168910
Truck Odometer Reading	650,050
Current Inspection / State Cert / DOT	N/A
Previous Application (e.g., earth moving, mining, demolition, etc)	General Construction

### Dimensions

Dimensions	Please enter in or verify (if pre-populated) the following dimensions.
Length (ft and inches)	29' 6"
Width (ft and inches)	8'2"
Height (ft and inches)	10'4"
Wheelbase (ft and inches)	21.2"
GVWR (lbs)	52,350 LBS.



### Features and Configuration

Features	Enter in and/or verify the following information regarding the features of this equipment.
Heat	Yes
A/C	Yes
Radio	Yes
Backup Camera	No
Cruise Control	Yes
PTO	Yes
PTO Details	Trans mounted PTO
Engine Brake	Yes
Differential Lock	Yes
OMM (Operator & Maintenance Manual)	No
Telematics	No

### Exterior 360 Walkaround

### Exterior 360 Walkaround

## Inspection Report (On-Highway Dump Truck)

<b>Instructions</b>	<p>Take photos of the exterior of the piece of equipment. Capture a full 360 degree walk around and all major components.</p> <p>Must have shots to capture:</p> <ul style="list-style-type: none"> <li>- Front</li> <li>- 45 degree corner shot of left front</li> <li>- 45 degree corner shot of right front</li> <li>- Left side</li> <li>- Right side</li> <li>- Rear</li> <li>- 45 degree corner shot of left rear</li> <li>- 45 degree corner shot of right rear</li> </ul> <p>Tips for good photos:</p> <ul style="list-style-type: none"> <li>- Move the equipment into a open area without any visual distractions or other equipment in the background</li> </ul>
<b>Exterior Walkaround Photos</b>	
	

Inspection Report (On-Highway Dump Truck)



## Inspection Report (On-Highway Dump Truck)






### General Appearance Inspection Points

#### General Appearance

Front	3 - Normal Wear & Tear
Front Condition	No visible damage




## Inspection Report (On-Highway Dump Truck)

<b>Front Photos</b>	
	
<b>Rear</b>	3 - Normal Wear & Tear
<b>Rear Condition</b>	No visible damage
<b>Rear Photos</b>	

Inspection Report (On-Highway Dump Truck)



### Inspection Report (On-Highway Dump Truck)

	
	
	
<b>Left</b>	3 - Normal Wear & Tear
<b>Left Condition</b>	No visible damage

### Inspection Report (On-Highway Dump Truck)

Left Photos





### Inspection Report (On-Highway Dump Truck)



### Inspection Report (On-Highway Dump Truck)



Inspection Report (On-Highway Dump Truck)



Inspection Report (On-Highway Dump Truck)



Inspection Report (On-Highway Dump Truck)



### Inspection Report (On-Highway Dump Truck)

	
	
	
<b>Right</b>	3 - Normal Wear & Tear
<b>Right Condition</b>	No visible damage

### Inspection Report (On-Highway Dump Truck)

Right Photos



Inspection Report (On-Highway Dump Truck)





Inspection Report (On-Highway Dump Truck)



Inspection Report (On-Highway Dump Truck)






Inspection Report (On-Highway Dump Truck)




Inspection Report (On-Highway Dump Truck)






**Inspection Report (On-Highway Dump Truck)**

		
		
<p><b>Upper</b></p>	<p>3 - Normal Wear &amp; Tear</p>	
<p><b>Upper Condition</b></p>	<p>No visible damage</p>	
<p><b>Upper Photos</b></p>		





Inspection Report (On-Highway Dump Truck)



### Inspection Report (On-Highway Dump Truck)





		
		
<b>Body Panels (Any Rust Damage?)</b>	2 - Above Average Wear	
<b>Body Panel Condition</b>	Other (see comments)	
<b>Comments</b>	Rear dump body has surface rust in some areas	
<b>Doors / Canopy Latches</b>	3 - Normal Wear & Tear	
<b>Doors / Canopy Latches Condition</b>	No visible damage	
<b>Doors / Canopy Latches Photos</b>		

**Inspection Report (On-Highway Dump Truck)**

		
		
		
		
<b>Steps / Ladders</b>	3 - Normal Wear & Tear	
<b>Steps / Ladders Condition</b>	Steps/ladders are fully intact and appear structurally sound	



## Inspection Report (On-Highway Dump Truck)

Steps / Ladders Photos	
Handrails	3 - Normal Wear & Tear
Handrails Condition	Handrails are fully intact and appear structurally sound
Handrail Photos	
	
	
Glass Condition	3 - Normal Wear & Tear
Glass Condition Notes	Glass intact, no visible damage, Minor chips or cracks observed
Comments	Some cracked chips in front windshield

### Inspection Report (On-Highway Dump Truck)




Glass Condition Photos






Inspection Report (On-Highway Dump Truck)



### Inspection Report (On-Highway Dump Truck)

		
<b>Mirrors</b>	3 - Normal Wear & Tear	
<b>Mirror Condition Notes</b>	Mirrors present and intact, no visible damage	
<b>Mirrors Photos</b>		
		

### Inspection Report (On-Highway Dump Truck)

		
<b>Lighting System</b>	2 - Above Average Wear	
<b>Lighting System Condition</b>	One or more exterior lights are non-operational, Other (see comments)	
<b>Comments</b>	Most lights work, aftermarket lights installed, some marker lamps inoperable	
<b>Lighting System Photos</b>		
		

**Inspection Report (On-Highway Dump Truck)**



**Inspection Report (On-Highway Dump Truck)**






**Cab Inspection Points**

**On Highway - Cab**

<p>Serial Number Plate Photo</p>		
<p>Operator Cabin</p>	<p>3 - Normal Wear &amp; Tear</p>	

### Inspection Report (On-Highway Dump Truck)

<p>Operator Cabin Photos</p>		
		
		



Inspection Report (On-Highway Dump Truck)



Inspection Report (On-Highway Dump Truck)



Inspection Report (On-Highway Dump Truck)



Inspection Report (On-Highway Dump Truck)






Inspection Report (On-Highway Dump Truck)



Inspection Report (On-Highway Dump Truck)



**Inspection Report (On-Highway Dump Truck)**




	
	
<p><b>Operator's Seat &amp; Arm Rests</b></p>	<p>3 - Normal Wear &amp; Tear</p>
<p><b>Operator's Seat &amp; Arm Rests Photos</b></p>	

Inspection Report (On-Highway Dump Truck)








### Inspection Report (On-Highway Dump Truck)

	
<b>Seat Belt</b>	3 - Normal Wear & Tear
<b>Seat Belt Photos</b>	
<b>Cabin Lights</b>	3 - Normal Wear & Tear
<b>Comments</b>	Passenger side bulb out (inop.)
<b>Cabin Lights Photos</b>	




**Inspection Report (On-Highway Dump Truck)**

		
		
<p><b>Controls &amp; Switches</b></p>	<p>3 - Normal Wear &amp; Tear</p>	
<p><b>Controls &amp; Switches Photos</b></p>		



Inspection Report (On-Highway Dump Truck)




### Inspection Report (On-Highway Dump Truck)

	
	
<b>Odometer Activity</b>	3 - Normal Wear & Tear
<b>Odometer Activity Photos</b>	
<b>Other Gauge Activity</b>	3 - Normal Wear & Tear

## Inspection Report (On-Highway Dump Truck)


<p>Other Gauge Activity Photos</p>	
	
	
<p>Heater &amp; A/C</p>	<p>3 - Normal Wear &amp; Tear</p>
<p>Heater &amp; A/C Photos</p>	
<p>Fans / Vents</p>	<p>3 - Normal Wear &amp; Tear</p>

## Inspection Report (On-Highway Dump Truck)

Horn	3 - Normal Wear & Tear
Reverse Alarm / Backup Signal	3 - Normal Wear & Tear
Backup Camera	0
Other Electronic Devices	3 - Normal Wear & Tear
Other Electronic Device Photos	
Fire Extinguisher	0
First Aid Kit	0

## Engine Inspection Points

### Engine

Engine Type (Make, Model, Cylinders, Hp)	Cummins - ISX15 - 6 Cyl - 485 HP
Emissions Tier	Tier 4F
Engine Serial Number	79531255
Engine Fuel Type	Diesel
Engine Photos	

Inspection Report (On-Highway Dump Truck)





Inspection Report (On-Highway Dump Truck)









## Inspection Report (On-Highway Dump Truck)

	
	
<b>Blow-by (Visual Observation Check)</b>	No
<b>Unusual Noises (Upon Start-up, Idle, Shutdown)</b>	No
<b>Unusual Noise Notes</b>	No unusual noises heard
<b>Engine Smoke (Upon Start-up, Idle, Shutdown)</b>	No
<b>Engine Smoke Notes</b>	No engine smoke issues observed
<b>Engine Exhaust Color</b>	Clear
<b>Battery</b>	3 - Normal Wear & Tear
<b>Battery Condition</b>	Other (see comments), Like new, recently replaced
<b>Comments</b>	(Per customer) recently replaced
<b>Radiator</b>	3 - Normal Wear & Tear
<b>Radiator Condition</b>	Radiator fins & components appear to be in good working order, no signs of damage or leaks




### Inspection Report (On-Highway Dump Truck)

<p>Radiator Photos</p>		
		
		

### Inspection Report (On-Highway Dump Truck)

		
<b>Belts</b>	3 - Normal Wear & Tear	
<b>Belt Condition</b>	Belts appear in good condition & alignment with proper tension	
<b>Belt Photos</b>		
		

### Inspection Report (On-Highway Dump Truck)

		
		
<b>Hoses</b>	3 - Normal Wear & Tear	
<b>Hose Condition</b>	Firm, pliant hoses with no signs of wear or leaks	
<b>Hose Photos</b>		

Inspection Report (On-Highway Dump Truck)



Inspection Report (On-Highway Dump Truck)



Inspection Report (On-Highway Dump Truck)






Inspection Report (On-Highway Dump Truck)









### Inspection Report (On-Highway Dump Truck)

		
		
<b>Water Pump</b>	3 - Normal Wear & Tear	
<b>Water Pump Condition</b>	No unusual pump noises heard	
<b>Cooling System Leaks</b>	Yes	
<b>Cooling System Condition</b>	Wetness observed on cooling system hoses, Other (see comments)	
<b>Comments</b>	Residual Coolant leak buildup seen underneath turbo at hoses and fittings and actuator	
<b>Cooling System Leaks Photos</b>		


### Inspection Report (On-Highway Dump Truck)

	
	
<b>Coolant Color / Appearance</b>	3 - Normal Wear & Tear
<b>Coolant Color/Appearance Notes</b>	Normal Translucent appearance, no visual signs of contamination
<b>Oil Leaks</b>	Yes
<b>Oil Leak Notes</b>	Wetness & discoloration observed, Other (see comments)
<b>Comments</b>	Oil leaks seen around turbo lines
<b>Oil Leak Photos</b>	
<b>Oil Color / Appearance</b>	3 - Normal Wear & Tear
<b>Oil Color / Appearance Notes</b>	Clean oil appearance, no signs of cross contamination, Appropriate oil level

## Inspection Report (On-Highway Dump Truck)


Fuel Leaks	No
Equipped with DPF (Diesel Particulate Filter)	Yes
DPF Condition	3 - Normal Wear & Tear
DPF Condition Notes	Filter housing is intact with no signs of damage or malfunction, DPF indicator is not illuminated
DPF Photos	
Requires DEF (Diesel Exhaust Fluid)	Yes
DEF Tank	3 - Normal Wear & Tear
DEF Tank Condition	Area around DEF tank cap is clean, fluid is clear & appears free of contaminants

## Inspection Report (On-Highway Dump Truck)

DEF Tank Photos	
Overall Engine Appearance	Dusty & dry, Areas of dried seepage seen on engine hoses & components
Overall Engine Comments	Overall, visually, engine needs some minor repairs to address leaks and minor repairs. Engine runs and sound good.

## Drivetrain Inspection Points




### Drivetrain

Transmission Info (Make/Model)	10 speed
Drive Type	4X2
Overdrive	No
Transmission	3 - Normal Wear & Tear
Transmission Condition	No unusual noises or vibrations
Transmission Condition Photos	




Inspection Report (On-Highway Dump Truck)






### Inspection Report (On-Highway Dump Truck)

		
		
<b>Clutch</b>	3 - Normal Wear & Tear	
<b>Clutch Condition</b>	Clutch is functioning as expected	
<b>Shift Lever</b>	3 - Normal Wear & Tear	
<b>Shift Lever Condition</b>	Good forward and reverse function	
<b>Shift Lever Photos</b>		

### Inspection Report (On-Highway Dump Truck)




	
<b>Differential</b>	Check condition of the differential(s). Take photos and notes as relevant.
<b>Rear Differential</b>	3 - Normal Wear & Tear
<b>Rear Differential Condition</b>	Dry housing appearance, no unusual noises heard during operation
<b>Rear Differential Photos</b>	
<b>Front Differential</b>	3 - Normal Wear & Tear
<b>Front Differential Condition</b>	Dry housing appearance, no unusual noises heard during operation
<b>Front Differential Photos</b>	
<b>Brake System Type</b>	Air Brakes
<b>Air Brakes Build Correct Pressure</b>	Yes

### Inspection Report (On-Highway Dump Truck)




Air Brake System Leaks	No
Air Brake Hose Condition	3 - Normal Wear & Tear
Air Brake System Photos	
	
	



### Inspection Report (On-Highway Dump Truck)

		
		
		
<b>Foot Brake</b>	3 - Normal Wear & Tear	
<b>Foot Brake Condition</b>	Good brake function	

## Inspection Report (On-Highway Dump Truck)

Foot Brake Photos	
Engine Brake Configuration	2 Position
Engine Brake	3 - Normal Wear & Tear
Parking Brake	3 - Normal Wear & Tear
Parking Brake Condition	Good brake function
Parking Brake Photos	
	



## Inspection Report (On-Highway Dump Truck)

		
<b>Overall Drivetrain Comments</b>	Overall drivetrain in good condition. All components work well and no major obvious repairs needed.	

## Chassis & Axle Inspection Points

### Chassis

### Frame

<b>Frame Condition</b>	3	
<b>Frame Photos</b>		
		


Inspection Report (On-Highway Dump Truck)



Inspection Report (On-Highway Dump Truck)



### Inspection Report (On-Highway Dump Truck)



#### Suspension

Suspension	3
Comments	Front shocks worn, leaking

### Inspection Report (On-Highway Dump Truck)

Suspension Photos



Inspection Report (On-Highway Dump Truck)










## Inspection Report (On-Highway Dump Truck)



### Steering

Steering Components	3
Steering Components Photos	
	




### Inspection Report (On-Highway Dump Truck)

		
<b>Steer Axle Condition</b>	3	
<b>Steer Axle Photos</b>		
		




### Wheels & Tires

<b>Wheels &amp; Hub Condition</b>	3	
-----------------------------------	---	--

## Inspection Report (On-Highway Dump Truck)

Wheels & Hub Photos	
Wheel Seal Leaks	No
Tire Brand	Goodyear & Gripower
Tire Size	315/80R/22.5 & 285/75/24.5
Front Left Tire - Ratio Remaining	70%
Front Left Tire Photos	
Front Right Tire - Ratio Remaining	70%
Front Right Tire Photos	
Rear Right Tire - Ratio Remaining	70%




## Inspection Report (On-Highway Dump Truck)

Rear Right Tire Photos	
Rear Left Tire - Ratio Remaining	70%
Rear Left Tire Photos	
	

## Brake Components

Brake Shoe Thickness	50%
Comments	Front brake shoes low, rears around 50 to 70%

### Inspection Report (On-Highway Dump Truck)

<p>Brake Shoe Photos</p>		
		
		

Inspection Report (On-Highway Dump Truck)



Inspection Report (On-Highway Dump Truck)



## Inspection Report (On-Highway Dump Truck)



### Overall Chassis Condition

Overall Chassis	3
Overall Chassis Comments	Overall chassis in good condition. Components all intact and no major issues observed.





Inspection Report (On-Highway Dump Truck)




## Inspection Report (On-Highway Dump Truck)

		
<b>Additional Axles</b>	Check the condition of all other axles. Specify the position and type of axle. Note any damage or wear. Take photos.	

### Addition Axle Inspection

#### Additional Axle

<b>Instructions</b>	Check the condition of additional axle(s), wheels & tires. Note any damage or wear. Take photos.	
<b>Axle Description &amp; Position</b>	Drop down axle	
<b>Steerable?</b>	No	
<b>Drop Axle?</b>	Yes	
<b>Super Dump?</b>	Yes	
<b>Axle Condition</b>	3 - Normal Wear & Tear	
<b>Axle Condition Photos</b>		


**Inspection Report (On-Highway Dump Truck)**



**Wheels & Tires**

2 - Above Average Wear


## Inspection Report (On-Highway Dump Truck)

Wheels & Tires Photos	
Tire Brand	Generic Recaps
Tire Size	285/75/24.5
Left Tire(s) Ratio Remaining	50%
Right Tire(s) Ratio Remaining	50%

### Additional Inspection Points

#### On Highway - Dump Truck

#### Additional Inspection Points: Dump Body, Tailgate, Support & Tarp

Dump Body Make & Material	N/A
Dump Body Length (ft and inches)	N/A
Dump Body Height (ft and inches)	N/A
Bed Body	3 - Normal Wear & Tear
Bed Body Photos	

Inspection Report (On-Highway Dump Truck)



Inspection Report (On-Highway Dump Truck)



Inspection Report (On-Highway Dump Truck)



## Inspection Report (On-Highway Dump Truck)



Tailgate	3 - Normal Wear & Tear
Tailgate Latch	3 - Normal Wear & Tear
Support Frame	3 - Normal Wear & Tear
Hinge Points	3 - Normal Wear & Tear
Tarp	3 - Normal Wear & Tear

### Additional Inspection Points: Dump Hydraulics

Hydraulics	Check the condition of the hydraulics. Check lines, hoses, fittings, leaks, function, etc. Note any damage or wear. Take photos.
Hydraulic Tank	3 - Normal Wear & Tear
Hoses	3 - Normal Wear & Tear
Hydraulic Cylinders	3 - Normal Wear & Tear
Comments	Air cylinders
Cylinder Pins and Bushings	3 - Normal Wear & Tear
Hydraulic Function	3 - Normal Wear & Tear

### Functional Test

Forward & Reverse	3 - Normal Wear & Tear
Steering	3 - Normal Wear & Tear
Engine	3 - Normal Wear & Tear
Controls	3 - Normal Wear & Tear
Overall Functional Test Comments	Overall dump truck functions work great. All truck functions including powertrain, dump body and auxiliary tailgate operate normal.
Operating Video	<a href="#">Click to Download</a>

### Inspection Summary

#### Overall Assessment

Exterior Rating	3
Interior Rating	3



## Inspection Report (On-Highway Dump Truck)

<b>Safety Rating</b>	3
<b>Quality Rating</b>	3
<b>Functionality Rating</b>	3
<b>Overall Rating</b>	3
<b>What's Great About the Machine</b>	It's a Peterbilt first off, it's a well built truck with a solid high hp Cummins that runs great. The dump body is straight and operating well. The third axle also works well.
<b>What Needs Work</b>	A few leaks need to be addressed from the engine. A few tires may need to be replaced soon. Dump body could use some cosmetic help. Some lights need to be fixed. Some wheel oil hub caps should be serviced and replaced soon. A few brakes shoes should be replaced soon.
<b>Date/Time</b>	11-11-2022