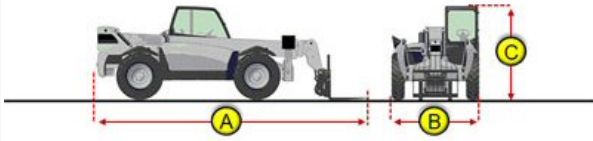


Inspection Report (Telehandler)

General Info

| | |
|--|----------------------|
| Year | 2002 |
| Make | SKYTRAK |
| Model | 10054 |
| Serial Number | 17806 |
| Hour Meter Reading | 4,502 |
| Previous Application (e.g., earth moving, mining, demolition, etc) | General Construction |

Dimensions

| | |
|---------------------------|--|
| Measurement Guide |  |
| A. Length (ft and inches) | 20' |
| B. Width (ft and inches) | 8'6" |
| C. Height (ft and inches) | 8'4" |
| Operational Weight (lbs) | 27,325 Lbs. |

Features and Configuration



| | |
|---------------------------|------------------------------|
| Control Station Type | Canopy |
| Max Lift Height | 53' |
| Max Lift Capacity | 10,000 Lbs. |
| Coupler Type | Standard |
| Forks / Work Tool Specs | 4' Long 4" Wide 2&1/2" Thick |
| Side Shift | No |
| Tilt Carriage | No |
| Frame Leveling | Yes |
| Outriggers | Yes |
| Additional Attachment(s)? | No |
| Auxiliary Hydraulics | Yes |
| Heat | No |
| A/C | No |
| Radio | No |
| Backup Camera | No |

Inspection Report (Telehandler)

| | |
|-------------------------------------|----|
| OMM (Operator & Maintenance Manual) | No |
| Telematics | No |

Exterior 360 Walkaround

Exterior 360 Walkaround

| | |
|-----------------------------------|---|
| Instructions | <p>Take photos of the exterior of the piece of equipment. Capture a full 360 degree walk around and all major components.</p> <p>Must have shots to capture:</p> <ul style="list-style-type: none"> - Front - 45 degree corner shot of left front - 45 degree corner shot of right front - Left side - Right side - Rear - 45 degree corner shot of left rear - 45 degree corner shot of right rear <p>Tips for good photos:</p> <ul style="list-style-type: none"> - Move the equipment into a open area without any visual distractions or other equipment in the background |
| Exterior Walkaround Photos |  |
| |  |

Inspection Report (Telehandler)



Inspection Report (Telehandler)



General Appearance Inspection Points

General Appearance

Inspection Report (Telehandler)

Close-up Exterior Photos



Inspection Report (Telehandler)



Inspection Report (Telehandler)



Inspection Report (Telehandler)



Inspection Report (Telehandler)





Inspection Report (Telehandler)






Inspection Report (Telehandler)



Inspection Report (Telehandler)

| | |
|---|---|
| |  |
| |  |
| Body Panels | 3 - Normal Wear & Tear |
| Body Panel Condition | No visible damage, good paint condition and panel fitment |
| Doors / Canopy Latches | 3 - Normal Wear & Tear |
| Doors / Canopy Latches Condition | No visible damage |
| Steps / Ladders | 2 - Above Average Wear |
| Steps / Ladders Condition | Bent or broken steps or rungs |
| Handrails | 3 - Normal Wear & Tear |
| Handrails Condition | Handrails are fully intact and appear structurally sound |
| Glass | 0 |
| Mirrors | 3 - Normal Wear & Tear |
| Mirror Condition | Mirrors present and intact, no visible damage |
| Exterior Lights | 2 - Above Average Wear |
| Exterior Lights Condition | Overall lighting system is non-operational |

Inspection Report (Telehandler)

| | | |
|-------------------------------|--|--|
| <p>Exterior Lights Photos</p> |  | |
| |  | |
| |  | |

Control Station Inspection Points

Control Station

| | |
|------------------------|---|
| <p>Control Station</p> | <p>Take close-up photos of operator control station or cab including the floors, panels, headliner, seat, controls & displays, gauges & meters, and interior lights. Note any damage or wear.</p> |
|------------------------|---|

Inspection Report (Telehandler)

Serial Number Plate Photo



Operator Cabin Photos



Inspection Report (Telehandler)






Inspection Report (Telehandler)





Inspection Report (Telehandler)



Inspection Report (Telehandler)

| | |
|---|--|
| |  |
| |  |
| |  |
| Operator Cabin Overall | 2 - Above Average Wear |
| Operator Cabin Overall Condition | Minor cosmetic wear to cabin surfaces, floors, panels, and ceiling. Other (see comments) |
| Operator Seat | 1 - Service Required |
| Operator Seat Condition | Seat(s) has major surface staining or tears |

Inspection Report (Telehandler)



| | |
|----------------------------------|--|
| Operator Seat Photos |  |
| Cabin Lights | 0 |
| Safety Lock Out / Stop | 3 - Normal Wear & Tear |
| Safety Lock Out / Stop Condition | Safety lock out device is present, in good condition, and functional |
| Controls & Switches | 3 - Normal Wear & Tear |
| Controls & Switches Condition | Switches have good functionality, minor cosmetic damage observed, Other (see comments) |
| Comments | Decals worn on switches |
| Hour Meter Activity | 3 - Normal Wear & Tear |
| Hour Meter Condition | Hour meter is functional and in good condition |
| Hour Meter Activity Photos |  |
| Other Gauge Activity | 3 - Normal Wear & Tear |
| Other Gauge Condition | All cockpit gauges are functional and in good condition |
| Heater & A/C | 0 |
| Travel Alarm | 1 - Service Required |
| Travel Alarm Condition | System is configured but not operating correctly |
| Comments | Travel Alarm inoperable |
| Horn | 1 - Service Required |
| Horn Condition | One or more elements of the horn assembly are missing |

Inspection Report (Telehandler)


| | |
|---------------|-----------------|
| Comments | Horn Inoperable |
| Backup Camera | 0 |

Engine Inspection Points


Engine

| | |
|--|--|
| Engine Type (Make, Model, Cylinders, Hp) | Cummins - B3.9-C - 4 CYL. - 113HP |
| Emissions Tier | Tier 2 |
| Engine Serial Number | 46247132 |
| Engine Fuel Type | Diesel |
| Engine Photos |   |




Inspection Report (Telehandler)



Inspection Report (Telehandler)



Inspection Report (Telehandler)

| | | |
|---|--|--|
| |  | |
| |  | |
| |  | |
| Blow-by (Visual Observation Check) | Yes | |
| Comments | Minor blowby observed at breather hose | |
| Unusual Noises (Upon Start-up, Idle, Shutdown) | No | |
| Unusual Noise Notes | No unusual noises heard, Other (see comments) | |
| Comments | Negative Cable loose at Battery (causing intermittent no start) | |
| Engine Smoke (Upon Start-up, Idle, Shutdown) | No | |

Inspection Report (Telehandler)




| | |
|-------------------------------------|--|
| Engine Smoke Notes | No engine smoke issues observed |
| Engine Exhaust Color | Clear |
| Battery | 2 - Above Average Wear |
| Battery Condition | Other (see comments) |
| Comments | Negative cable loose hold down not installed |
| Radiator | 3 - Normal Wear & Tear |
| Radiator Condition | Radiator fins & components appear to be in good working order, no signs of damage or leaks |
| Belts | 3 - Normal Wear & Tear |
| Belt Condition | Belts appear in good condition & alignment with proper tension |
| Hoses | 3 - Normal Wear & Tear |
| Hose Condition | Firm, pliant hoses with no signs of wear or leaks |
| Water Pump | 3 - Normal Wear & Tear |
| Water Pump Condition | No unusual pump noises heard |
| Cooling System Leaks | No |
| Coolant Color / Appearance | 3 - Normal Wear & Tear |
| Coolant Color/Appearance Notes | Normal Translucent appearance, no visual signs of contamination |
| Oil Leaks | No |
| Oil Color / Appearance | 3 - Normal Wear & Tear |
| Oil Color / Appearance Notes | Clean oil appearance, no signs of cross contamination, Appropriate oil level |
| Fuel Leaks | No |
| Requires DEF (Diesel Exhaust Fluid) | No |
| Overall Engine Appearance | Clean & dry |
| Overall Engine Comments | Engine, visually in good condition with no leaks observed. Sounds healthy idling and under load. |

Drivetrain Inspection Points

Drivetrain

| | |
|------------|--|
| Drivetrain | Take close-up photos of the drivetrain components including transmission housing, drive shaft, drive motors, fittings, and hoses. Note any damage or wear. |
|------------|--|

Inspection Report (Telehandler)

| | | |
|--------------------------|--|--|
| <p>Drivetrain Photos</p> |  | |
| |  | |
| |  | |

Inspection Report (Telehandler)



Inspection Report (Telehandler)






Inspection Report (Telehandler)



Inspection Report (Telehandler)



Inspection Report (Telehandler)

| | | |
|--|--|--|
| |  | |
| Hydrostatic Transmission? | No | |
| Transmission Info (Make/Model/Speeds) | Powershift 4 Speed | |
| Transmission | 3 - Normal Wear & Tear | |
| Transmission Condition | No unusual noises or vibrations | |
| Transmission Photos |  | |
| |  | |

Inspection Report (Telehandler)






| | |
|-----------------------------|--|
| Clutch | 0 |
| Shift Lever | 3 - Normal Wear & Tear |
| Shift Lever Condition | Good forward and reverse function |
| Foot Brake | 3 - Normal Wear & Tear |
| Foot Brake Condition | Good brake function |
| Inching Brake | 0 |
| Parking Brake | 3 - Normal Wear & Tear |
| Parking Brake Condition | Good brake function |
| Overall Drivetrain Comments | Overall drivetrain feels solid during travel. Both axles look healthy and transmission works well. |

Chassis Inspection Points

| | |
|-------|------------------------|
| Frame | 3 - Normal Wear & Tear |
|-------|------------------------|




Inspection Report (Telehandler)

| | | |
|---------------------|--|--|
| <p>Frame Photos</p> |  | |
| |  | |
| |  | |




Inspection Report (Telehandler)



Inspection Report (Telehandler)

| | | |
|----------------------------|--|--|
| |  | |
| Stance | 3 - Normal Wear & Tear | |
| Front Axle Appearance | 3 - Normal Wear & Tear | |
| Rear Axle Appearance | 3 - Normal Wear & Tear | |
| Oscillating Pin Appearance | 3 - Normal Wear & Tear | |
| Wheels & Tires | 2 - Above Average Wear | |
| Comments | Tires are Foam Filled | |
| Wheels & Tires Photos |  | |
| |  | |




Inspection Report (Telehandler)

| | |
|---|--|
| |  |
| |  |
| Tire Brand | Firestone |
| Tire Size | 17.5 - 25 |
| Front Left Tire - Ratio Remaining | 10% |
| Rear Left Tire - Ratio Remaining | 10% |
| Front Right Tire - Ratio Remaining | 10% |
| Rear Right Tire - Ratio Remaining | 10% |
| Boom Condition | 3 - Normal Wear & Tear |
| Boom Condition Photos |  |




Inspection Report (Telehandler)




Inspection Report (Telehandler)

| | | |
|----------------------------------|--|--|
| |  | |
| Chain / Tensioners | 3 - Normal Wear & Tear | |
| Chain / Tensioners Photos |  | |
| |  | |
| Rollers & Guides | 3 - Normal Wear & Tear | |
| Boom Wear Guides | 3 - Normal Wear & Tear | |




Inspection Report (Telehandler)

| | | |
|--------------------------------|--|--|
| <p>Boom Wear Guides Photos</p> |  | |
| |  | |
| |  | |

Inspection Report (Telehandler)



Inspection Report (Telehandler)

| | | |
|---------------------------------|--|--|
| |  | |
| Outriggers | 3 - Normal Wear & Tear | |
| Outriggers Photos |  | |
| |  | |
| Overall Chassis | 3 - Normal Wear & Tear | |
| Overall Chassis Comments | Overall chassis is tight and no major obvious issues observed during the inspection. | |

Hydraulics Overall Inspection Points

Hydraulics Overall




| | |
|-------------------------|--|
| Hydraulic System | Take close-up photos of the hydraulic components including the pump, lines, fittings, controls, and levers. Note any damage, wear, or leaks. |
|-------------------------|--|

Inspection Report (Telehandler)

Hydraulic System Photos



Inspection Report (Telehandler)




| | | |
|---|--|--|
| |  | |
| |  | |
| |  | |
| Wet or Damp Hydraulic Lines / Fittings | Yes | |
| Appearance of Hydraulic Lines / Fittings | 3 - Normal Wear & Tear | |
| Hydraulic Lines / Fittings Condition | Hydraulic lines & fittings are clean and in good condition, Other (see comments) | |
| Comments | Most hydraulic hoses in good condition. Some showing signs of normal aged surface cracks | |

Inspection Report (Telehandler)

Appearance of Hydraulic Lines /
Fittings Photos



Inspection Report (Telehandler)

| | | |
|--|--|--|
| |  | |
| |  | |
| |  | |
| Unusual Noises (Hydraulic Pump) | No | |
| Hydraulic Pump Notes | No unusual noises heard during operation | |

Hydraulics Cylinders Inspection Points

| | |
|--|---|
| Boom Lift Cylinders | Check the boom lift cylinders. Note any wear, pitting, discoloration, etc. Take photos. |
| Boom Lift Cylinders: Mounting Pin | 3 - Normal Wear & Tear |
| Boom Lift Cylinders: Oil Leaks | No |

Inspection Report (Telehandler)



Boom Lift Cylinders Photos



Inspection Report (Telehandler)



Inspection Report (Telehandler)



| | |
|--|---|
| |  |
| Telescopic Boom Cylinders | Check the telescopic boom cylinders. Note any wear, pitting, discoloration, etc. Take photos. |
| Telescopic Boom Cylinders: Mounting Pin | 3 - Normal Wear & Tear |
| Telescopic Boom Cylinders: Oil Leaks | Yes |
| Telescopic Boom Cylinders Photos |  |
| Frame Leveling Cylinders | Check the frame leveling cylinders. Note any wear, pitting, discoloration, etc. Take photos. |
| Frame Leveling Cylinders: Mounting Pin | 3 - Normal Wear & Tear |
| Frame Leveling Cylinders: Oil Leaks | No |

Inspection Report (Telehandler)



Frame Leveling Cylinders Photos



Inspection Report (Telehandler)

| | | |
|---|---|--|
| |  | |
| |  | |
| Carriage Tilt Cylinder | Check the carriage tilt cylinders. Note any wear, pitting, discoloration, etc. Take photos. | |
| Carriage Tilt Cylinder: Mounting Pin | 3 - Normal Wear & Tear | |
| Carriage Tilt Cylinder: Oil Leaks | No | |




Inspection Report (Telehandler)

| | |
|--|---|
| Carriage Tilt Cylinder Photos |  |
| Side Shift Cylinder | Check the side shift cylinder. Note any wear, pitting, discoloration, etc. Take photos. |
| Outrigger Cylinders | Check the outrigger cylinders. Note any wear, pitting, discoloration, etc. Take photos. |
| Outrigger Cylinders: Mounting Pin | 3 - Normal Wear & Tear |
| Outrigger Cylinders: Oil Leaks | No |
| Steering Cylinders | Check the steering cylinders. Note any wear, pitting, discoloration, etc. Take photos. |
| Steering Cylinders: Mounting Pin | 3 - Normal Wear & Tear |
| Steering Cylinders: Oil Leaks | No |
| Steering Cylinders Photos |  |

Forks Inspection Points

| | |
|------------------------------------|------------------------|
| Forks / Work Tool Condition | 3 - Normal Wear & Tear |
|------------------------------------|------------------------|

Inspection Report (Telehandler)

| | |
|---------------------------------|--|
| <p>Forks / Work Tool Photos</p> |  |
| <p>Back Rest Condition</p> | <p>3 - Normal Wear & Tear</p> |
| <p>Back Rest Photos</p> |  |
| |  |

Inspection Report (Telehandler)



Functional Test

| | |
|-------------------------------------|--|
| Forward & Reverse | 3 - Normal, Operating as Expected |
| Steering | 3 - Normal, Operating as Expected |
| Boom Lift / Tilt / Extend / Retract | 3 - Normal, Operating as Expected |
| Overall Functional Test Comments | Powertrain and Hydraulics work well. No operational issues observed during the inspection. |
| Operating Video | Click to Download |

Overall Assessment

Overall Assessment

| | |
|--------------------------------|--|
| Exterior Rating | 2 - Above Average Wear |
| Interior Rating | 2 - Above Average Wear |
| Safety Rating | 3 - Normal Wear & Tear |
| Quality Rating | 3 - Normal Wear & Tear |
| Functionality Rating | 3 - Normal, Operating as Expected |
| Overall Rating | 3 - Normal Wear & Tear |
| What's Great About the Machine | Machine works well for its age. All main functions operating smooth and no problems observed. |
| What Needs Work | Cosmetically, machine could use a paint job. Some hydraulic hoses showing signs of surface cracks and may need to be replaced soon. Tires may need to be replaced soon. Battery needs to be properly mounted. Minor active leak at main control valve. Hydraulic leak at front tilt cylinder hose fitting. Horn, Backup alarm And lights inoperable. |
| Date/Time | 01-26-2023 |