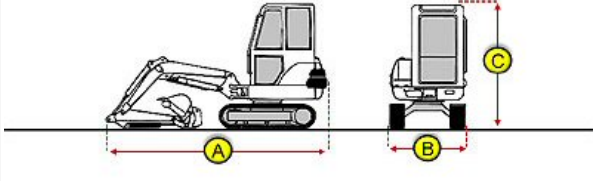


Inspection Report (Mini Excavator)

General Info

Year	2022
Make	Bobcat
Model	E35i
Serial Number	B57911419
Hour Meter Reading	140 Hrs.
Previous Application (e.g., earth moving, mining, demolition, etc)	Landscape / Tree Services

Dimensions

Measurement Guide	
A. Length (ft and inches)	15'10"
B. Width (ft and inches)	5'9"
C. Height (ft and inches)	8'8"
Operational Weight (lbs)	8,760 Lbs.

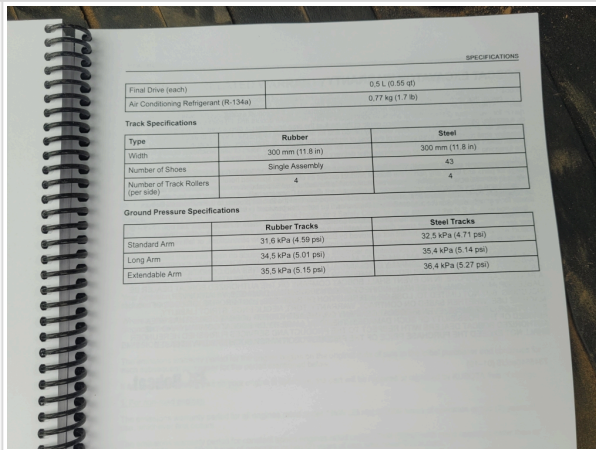


Features and Configuration

Control Station Type	Cab
Bucket	Yes
Bucket Size (in inches)	12
Blade	Yes
Additional Attachment(s)	Yes
Hydraulic Coupler	No
Auxiliary Hydraulics	Yes
Hydraulic Thumb	No
Heat	Yes
A/C	Yes
Radio	Yes
Backup Camera	No
OMM (Operator & Maintenance Manual)	Yes
Telematics	No
Other Configuration Details / Notes	Machine comes with additional 24" bucket


Inspection Report (Mini Excavator)

OMM Specifications


OMM Specifications

Detail Specifications	Take photos of the detailed spec pages included in the operator's manual
OMM Spec Photos	
	
	


Inspection Report (Mini Excavator)




Inspection Report (Mini Excavator)



Inspection Report (Mini Excavator)



Inspection Report (Mini Excavator)



Exterior Walkaround Photos

Exterior 360 Walkaround

Instructions

Take photos of the exterior of the piece of equipment. Capture a full 360 degree walk around and all major components.

Must have shots to capture:

- Front
- 45 degree corner shot of left front
- 45 degree corner shot of right front
- Left side
- Right side
- Rear
- 45 degree corner shot of left rear
- 45 degree corner shot of right rear

Tips for good photos:

- Move the equipment into a open area without any visual distractions or other equipment in the background

Exterior Walkaround Photos



Inspection Report (Mini Excavator)



Inspection Report (Mini Excavator)



Inspection Report (Mini Excavator)



General Appearance Inspection Points

General Appearance

Close-up Exterior Photos



Inspection Report (Mini Excavator)



Inspection Report (Mini Excavator)



Inspection Report (Mini Excavator)





Inspection Report (Mini Excavator)



Inspection Report (Mini Excavator)



Inspection Report (Mini Excavator)

	
	
Body Panels	4 - Like New, Recently Replaced
Body Panel Condition	No visible damage, good paint condition and panel fitment
Doors / Canopy Latches	4 - Like New, Recently Replaced
Doors / Canopy Latches Condition	No visible damage
Steps / Ladders	4 - Like New, Recently Replaced
Steps / Ladders Condition	Steps/ladders are fully intact and appear structurally sound
Handrails	4 - Like New, Recently Replaced
Handrails Condition	Handrails are fully intact and appear structurally sound
Glass	4 - Like New, Recently Replaced
Glass Condition	Glass intact, no visible damage
Mirrors	4 - Like New, Recently Replaced
Mirror Condition	Mirrors present and intact, no visible damage
Exterior Lights	4 - Like New, Recently Replaced
Exterior Lights Condition	No visible damage, lighting system is operational

Control Station Inspection Points

Control Station

Inspection Report (Mini Excavator)

Control Station	<p>Take close-up photos of operator control station or cab including the floors, panels, headliner, seat, controls & displays, gauges & meters, and interior lights. Note any damage or wear.</p>
Serial Number Plate Photo	 <p>The image shows a black serial number plate with white text and a barcode. The text includes: Bobcat logo, COMPACT EXCAVATOR MODEL E35i, PRODUCT IDENTIFICATION NUMBER *B57911419*, SAE 1995 POWER (HP) 24.8, WEIGHT (lbs) 7530, RATED ENGINE SPEED (RPM) 2200, MODEL YEAR 2022, Bobcat Company, MADE IN USA WITH DOMESTIC AND FOREIGN COMPONENTS, West Fargo, ND 58078 USA, www.bobcat.com. Below the plate is a smaller Bobcat logo and text: FOR A LIST OF UNITED STATES PATENTS THAT COVER THIS PRODUCT, GO TO: www.bobcat.com/patents. To the right, a partial label for CANADA ICES-002 is visible.</p>
Operator Cabin Photos	 <p>The image shows the operator's seat and control panel from a side-rear perspective. The seat is grey with a textured fabric. The control panel is grey and features several buttons and a joystick. A person wearing a yellow safety vest is partially visible in the background through the window.</p>
	 <p>The image is a close-up of the operator's hand resting on the control panel. The hand is wearing a grey and white patterned sleeve. The control panel has several buttons and a joystick. A yellow warning label is visible on the panel.</p>

Inspection Report (Mini Excavator)



Inspection Report (Mini Excavator)



Inspection Report (Mini Excavator)



Inspection Report (Mini Excavator)



Inspection Report (Mini Excavator)



Inspection Report (Mini Excavator)





Inspection Report (Mini Excavator)



Inspection Report (Mini Excavator)



Inspection Report (Mini Excavator)



	
Operator Cabin Overall	4 - Like New, Recently Replaced
Operator Cabin Overall Condition	Good cabin appearance, solid floors, panels, and ceiling
Operator Seat	4 - Like New, Recently Replaced
Operator Seat Condition	Seat(s) in good condition, no stains or tears in upholstery, Seat adjustment controls move through full range of travel, Seat belt secures properly, Seat belt is intact and in good condition
Cabin Lights	4 - Like New, Recently Replaced
Cabin Lights Condition	Cabin lights are installed with all light covers in place, bulbs are installed and working properly
Safety Lock Out / Stop	4 - Like New, Recently Replaced
Safety Lock Out / Stop Condition	Safety lock out device is present, in good condition, and functional
Controls & Switches	4 - Like New, Recently Replaced
Controls & Switches Condition	All switches are installed and functional
Hour Meter Activity	4 - Like New, Recently Replaced
Hour Meter Condition	Hour meter is functional and in good condition
Hour Meter Activity Photos	
Other Gauge Activity	4 - Like New, Recently Replaced
Other Gauge Condition	All cockpit gauges are functional and in good condition
Heater & A/C	4 - Like New, Recently Replaced

Inspection Report (Mini Excavator)



Heater & A/C Condition	Heater and A/C work as expected
Travel Alarm	4 - Like New, Recently Replaced
Travel Alarm Condition	Travel alarm is installed and functioning as expected
Horn	4 - Like New, Recently Replaced
Horn Condition	Horn is installed and functioning as expected
Backup Camera	0

Engine Inspection Points

Engine

Engine Type (Make, Model, Cylinders, Hp)	Kubota - 3Cyl. - 24Hp - 1.7L
Emissions Tier	Tier 4F
Engine Serial Number	7MX7337
Engine Fuel Type	Diesel
Engine Photos	 

Inspection Report (Mini Excavator)




Inspection Report (Mini Excavator)





Inspection Report (Mini Excavator)



Inspection Report (Mini Excavator)



Inspection Report (Mini Excavator)



	
	
Blow-by (Visual Observation Check)	No
Unusual Noises (Upon Start-up, Idle, Shutdown)	No
Unusual Noise Notes	No unusual noises heard
Engine Smoke (Upon Start-up, Idle, Shutdown)	No
Engine Smoke Notes	No engine smoke issues observed
Engine Exhaust Color	Clear
Battery	4 - Like New, Recently Replaced
Battery Condition	Dusty & dirty appearance
Radiator	4 - Like New, Recently Replaced
Radiator Condition	Radiator fins & components appear to be in good working order, no signs of damage or leaks
Belts	4 - Like New, Recently Replaced
Belt Condition	Belts appear in good condition & alignment with proper tension
Hoses	4 - Like New, Recently Replaced
Hose Condition	Firm, pliant hoses with no signs of wear or leaks

Inspection Report (Mini Excavator)

Water Pump	4 - Like New, Recently Replaced
Water Pump Condition	No unusual pump noises heard
Cooling System Leaks	No
Coolant Color / Appearance	4 - Like New, Recently Replaced
Coolant Color/Appearance Notes	Normal Translucent appearance, no visual signs of contamination
Oil Leaks	No
Oil Color / Appearance	4 - Like New, Recently Replaced
Oil Color / Appearance Notes	Appropriate oil level, Clean oil appearance, no signs of cross contamination
Fuel Leaks	No
Requires DEF (Diesel Exhaust Fluid)	No
Overall Engine Appearance	Clean & dry, Areas of surface corrosion seen on some engine components
Overall Engine Comments	Engine still has "like new" appearance

Drivetrain Inspection Points



Drivetrain

Drivetrain	Take close-up photos of the drivetrain components including transmission housing, drive shaft, drive motors, fittings, and hoses. Note any damage or wear.	
Drivetrain Photos		
		




Inspection Report (Mini Excavator)

Hydrostatic Transmission?	Yes
2 Speed?	Yes
Hydrostatic Drive Configuration	Split Transmission
Drive Motors	2 - Above Average Wear
Hydrostatic Parking Brake	4 - Like New, Recently Replaced
Hydrostatic Parking Brake Condition	Good brake function

Chassis Inspection Points

Boom Condition	4 - Like New, Recently Replaced
Boom Photos	
	




Inspection Report (Mini Excavator)

		
		
Stick Condition	3 - Normal Wear & Tear	
Comments	Normal wear and tear scuff marks	
Stick Photos		




Inspection Report (Mini Excavator)






Inspection Report (Mini Excavator)

	
	
<p>Boom Base Pin & Bushings</p>	<p>4 - Like New, Recently Replaced</p>
<p>Boom Base Pin & Bushings Photos</p>	



Inspection Report (Mini Excavator)

		
		
<p>Boom to Stick Pin & Bushings</p>	<p>4 - Like New, Recently Replaced</p>	
<p>Boom to Stick Pin & Bushings Photos</p>		

Inspection Report (Mini Excavator)

	
<p>Stick to Bucket Pin & Bushings</p>	<p>4 - Like New, Recently Replaced</p>
<p>Stick to Bucket Pin & Bushings Photos</p>	
	

Inspection Report (Mini Excavator)

		
Turntable Bearing	4 - Like New, Recently Replaced	
Turntable Bearing Photos		
Bottom Covers	4 - Like New, Recently Replaced	
Overall Chassis	4 - Like New, Recently Replaced	

Undercarriage Inspection Points

Rubber Track Undercarriage

Undercarriage Photos		
-----------------------------	--	--

Inspection Report (Mini Excavator)



Inspection Report (Mini Excavator)





Inspection Report (Mini Excavator)



Inspection Report (Mini Excavator)



Inspection Report (Mini Excavator)

		
		
Roller Frames	4 - Like New, Recently Replaced	
Track Belt	4 - Like New, Recently Replaced	
Rubber Belt Drive Lugs	4 - Like New, Recently Replaced	
Track Tensioners	4 - Like New, Recently Replaced	
Front Idlers	4 - Like New, Recently Replaced	
Rear Idlers	0	
Track Rollers	4 - Like New, Recently Replaced	
Sprockets	4 - Like New, Recently Replaced	

Hydraulics Overall Inspection Points

Hydraulics Overall

Hydraulic System	Take close-up photos of the hydraulic components including the pump, lines, fittings, controls, and levers. Note any damage, wear, or leaks.
-------------------------	--

Inspection Report (Mini Excavator)

Hydraulic System Photos






Main Hydraulic Pump





Main Hydraulic Pump



Inspection Report (Mini Excavator)






Inspection Report (Mini Excavator)

	
	
Wet or Damp Hydraulic Lines / Fittings	No
Appearance of Hydraulic Lines / Fittings	4 - Like New, Recently Replaced
Hydraulic Lines / Fittings Condition	Hydraulic lines & fittings are clean and in good condition
Unusual Noises (Hydraulic Pump)	No
Hydraulic Pump Notes	No unusual noises heard during operation

Hydraulics Cylinders Inspection Points

Boom Cylinder: Mounting Pin	4 - Like New, Recently Replaced
Boom Cylinder: Oil Leaks	No




Inspection Report (Mini Excavator)

<p>Boom Cylinder Photos</p>	
	
	
<p>Stick Cylinder: Mounting Pin</p>	<p>4 - Like New, Recently Replaced</p>
<p>Stick Cylinder: Oil Leaks</p>	<p>Yes</p>


Inspection Report (Mini Excavator)

Stick Cylinder Photos	
	
	
Bucket Cylinder: Mounting Pin	4 - Like New, Recently Replaced
Bucket Cylinder: Oil Leaks	No

Inspection Report (Mini Excavator)

<p>Bucket Cylinder Photos</p>	
<p>Blade</p>	<p>4 - Like New, Recently Replaced</p>
<p>Blade Photos</p>	
	

Inspection Report (Mini Excavator)



Bucket Inspection Points

Bucket Condition	4 - Like New, Recently Replaced
Bucket Photos	

Inspection Report (Mini Excavator)





Inspection Report (Mini Excavator)

		
		
		
Bucket Hose & Fittings	4 - Like New, Recently Replaced	

Blade Inspection Points

Blade Cylinder	4 - Like New, Recently Replaced	
-----------------------	---------------------------------	--

Inspection Report (Mini Excavator)

Blade Cylinder Photos		
		

Functional Test

Forward & Reverse	4 - Operating Within Factory Spec
Swing Table Rotation	4 - Operating Within Factory Spec
Boom Lift / Angle / Tilt	4 - Operating Within Factory Spec
Blade Functionality	4 - Operating Within Factory Spec
Overall Functional Test Comments	All machine's functions are working properly.
Operating Video	Click to Download
Additional Video	Click to Download

Overall Assessment

Overall Assessment

Exterior Rating	4 - Like New, Recently Replaced
Interior Rating	4 - Like New, Recently Replaced
Safety Rating	4 - Like New, Recently Replaced
Quality Rating	4 - Like New, Recently Replaced
Functionality Rating	4 - Operating Within Factory Spec
Overall Rating	4 - Like New, Recently Replaced



Inspection Report (Mini Excavator)

What's Great About the Machine	Machine is like new and with very low hours. This mini excavator comes with 2 buckets and is equipped with Long Stick option with auxiliary hydraulics. Fully loaded with AC/Heat, Radio and LED Work lights.
What Needs Work	Initial engine break-in service and filter changeout recommended.
Date/Time	05-01-2023