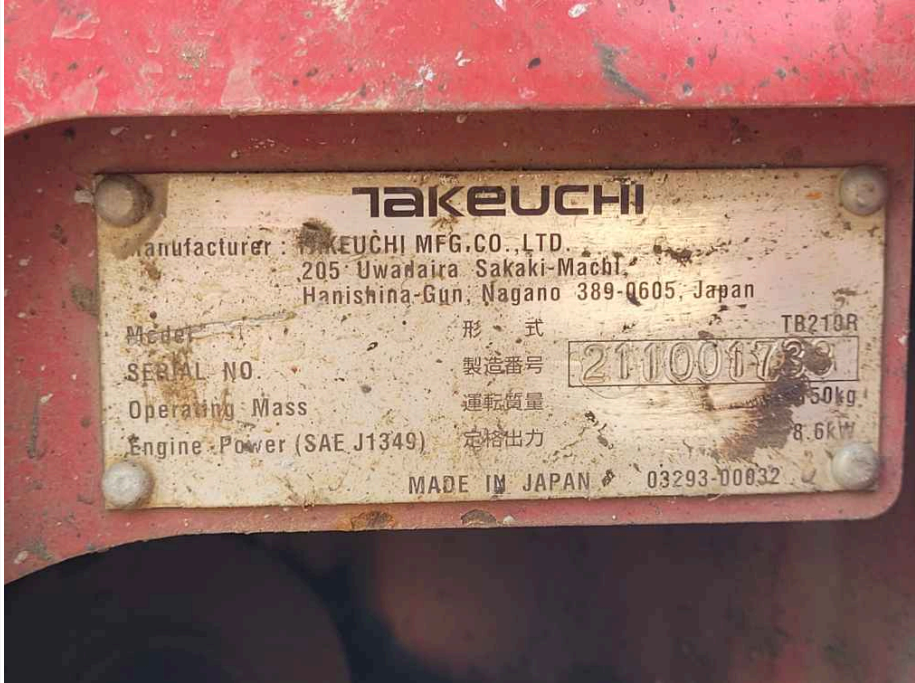

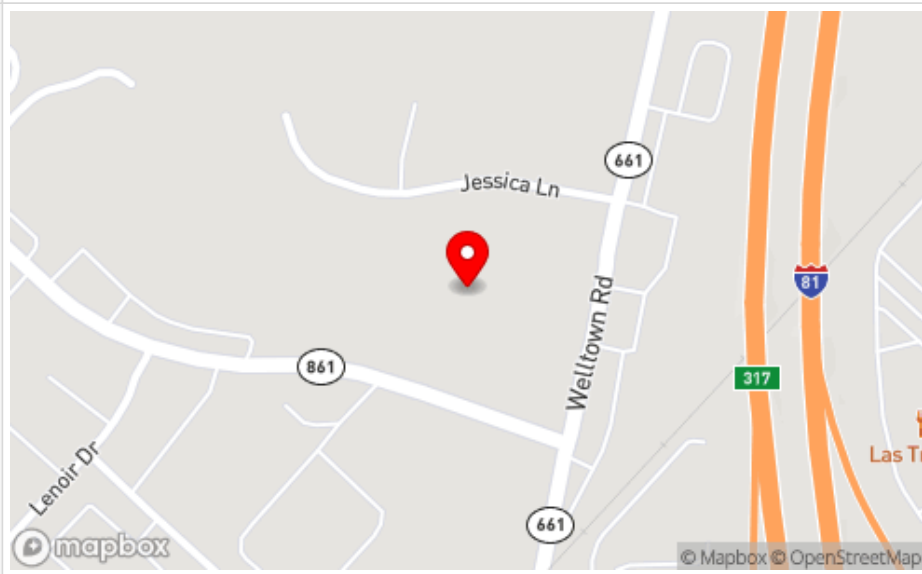


## Enterprise Equipment Inspection

### General Info

Category	Excavator
Travel System	Track Undercarriage
Comments	
Year	2017
Make	Takeuchi
Model	TB210R
Fleet ID	10651427
Serial Number	211001733
Serial Number Plate	 <p>The image shows a metal serial number plate for a Takeuchi excavator. The plate is mounted on a red-painted metal surface. It contains the following information:</p> <ul style="list-style-type: none"> <li><b>TAKEUCHI</b> (Manufacturer Name)</li> <li>Manufacturer: TAKEUCHI MFG. CO., LTD.</li> <li>Address: 205 Uwadaira Sakaki-Machi, Hanishina-Gun, Nagano 389-0605, Japan</li> <li>Model: TB210R</li> <li>SERIAL NO.: 211001733</li> <li>Operating Mass: 50kg</li> <li>Engine Power (SAE J1349): 8.6kW</li> <li>MADE IN JAPAN</li> <li>03293-00032</li> </ul>
Hour Meter Reading	119

## Enterprise Equipment Inspection

Hour Meter Photo	
Previous Application	Rental
Location / GPS	
	Lat: 39.2215006 Long: -78.1419678

## Features & Configuration

Control Station Type	Open Cab (OROPS)
Comments	
Drive Type	
Comments	
A/C	
Heat	

## Enterprise Equipment Inspection

Radio	
Reverse Camera	
High Flow	No
Pilot Controls	Yes
Auxiliary Hydraulics	Yes
Quick Coupler	No
Hydraulic Thumb	No
Bucket	Yes
Blade	Yes
Forks	No
Outriggers	No
OMM (Operator & Maintenance Manual)	Yes
Other Configuration Details / Attachment Specs	

## 360 Walkaround Photos

Exterior Walkaround Photos



## Enterprise Equipment Inspection



## Enterprise Equipment Inspection



### Enterprise Equipment Inspection



## Enterprise Equipment Inspection



### Inspection Rating Criteria

Inspection Rating Criteria	Rating Scale	Explanation
	1 - Service Required	Requires immediate repairs to function as expected.
	2 - Above Average Wear & Tear	Exhibits greater wear than expected given age and usage. While operable, further diagnosis may be needed.
	3 - Normal Wear & Tear	Exhibits wear that is consistent with age and usage. Operation is normal, and as expected.
	4 - Very Light or Minimal Wear	Exhibits very minimal wear. Operation is better than expected given age and usage.
	5 - Like New, Recently Replaced	Excellent condition, free of visible wear or damage. Operation is within factory specifications.

### General Appearance

## Enterprise Equipment Inspection

### Close-Up Exterior Photos





### Enterprise Equipment Inspection



### Enterprise Equipment Inspection



Exterior Rating	3 - Normal Wear & Tear
Exterior Comments	Exterior has some scuff marks and rear paint chipping on counterweight

### Control Station

## Enterprise Equipment Inspection

Control Station



### Enterprise Equipment Inspection



### Enterprise Equipment Inspection



### Enterprise Equipment Inspection



## Enterprise Equipment Inspection



Control Station Rating	3 - Normal Wear & Tear
Control Station Overall Comments	Seat has some small tears and covered with tape.

## Engine


## Enterprise Equipment Inspection

Engine Compartment





## Enterprise Equipment Inspection

	
<b>Engine Type (Make, Model, Cylinders, Hp)</b>	Kubota - D722E4 - 3Cyl - 18.8HP
<b>Emissions Tier</b>	Tier 4F
<b>Engine Rating</b>	3 - Normal Wear & Tear
<b>Engine Overall Comments</b>	Engine smoked a little at startup after sitting for a while and cleared up after a minute to two minutes of running. Engine sounds healthy under load and no major active leaks observed.

## Drivetrain Components

<b>Drivetrain Photos</b>	
--------------------------	--

### Enterprise Equipment Inspection



## Enterprise Equipment Inspection



Hydrostatic Transmission?	Yes
2 Speed?	Yes
Hydrostatic Drive Configuration	Split Transmission
Comments	
Transmission Info (Make/Model/Speeds)	
Drivetrain Rating	3 - Normal Wear & Tear
Drivetrain Comments	Machine travels well in all directions.

## Hydraulics

## Enterprise Equipment Inspection

Hydraulic Pump/Fittings/Hoses



## Enterprise Equipment Inspection


Hydraulic Cylinders & Mounting  
Pins



## Enterprise Equipment Inspection



## Enterprise Equipment Inspection



### Enterprise Equipment Inspection





### Enterprise Equipment Inspection



## Enterprise Equipment Inspection

	
	
<b>Hydraulic System Rating</b>	3 - Normal Wear & Tear
<b>Hydraulic System Comments</b>	Hydraulic System is working well with no operating issues or active leaks observed.

## Chassis

## Enterprise Equipment Inspection

Chassis Photos



## Enterprise Equipment Inspection



### Enterprise Equipment Inspection



### Enterprise Equipment Inspection



### Enterprise Equipment Inspection



### Enterprise Equipment Inspection





## Enterprise Equipment Inspection



Chassis Rating	3 - Normal Wear & Tear
Comments	All implements in good working condition.

## Track Undercarriage Inspection Points

## Enterprise Equipment Inspection

Undercarriage Photos



## Enterprise Equipment Inspection



Undercarriage Rating	3 - Normal Wear & Tear
Undercarriage Comments	Undercarriage in low use, great condition

### Undercarriage Inspection Points

Underbody Photos	
Underbody Rating	0
Underbody Comments	


### Attachments

## Enterprise Equipment Inspection

Attachment Photos



## Enterprise Equipment Inspection

	
<b>Attachment Rating</b>	3 - Normal Wear & Tear
<b>Attachment Comments</b>	12" Bucket in good condition

### Functionality Assessment

<b>Operating Video</b>	<a href="#">Click to Download</a>
<b>Additional Video</b>	
<b>Engine</b>	3 - Normal Wear & Tear
<b>Transmission/Drivetrain</b>	3 - Normal Wear & Tear
<b>Travel (Forward/Reverse/Steering)</b>	3 - Normal Wear & Tear
<b>Brakes</b>	3 - Normal Wear & Tear
<b>Hydraulic System</b>	3 - Normal Wear & Tear
<b>Controls</b>	3 - Normal Wear & Tear
<b>Safety Systems</b>	3 - Normal Wear & Tear
<b>Attachments</b>	3 - Normal Wear & Tear
<b>Overall Functional Test Comments</b>	Overall Machine functions well with all functions working with no operating issues.

### Overall Assessment

### Overall Assessment

## Enterprise Equipment Inspection

Inspection Rating Criteria	Rating Scale	Explanation
	1 - Service Required	Requires immediate repairs to function as expected.
	2 - Above Average Wear & Tear	Exhibits greater wear than expected given age and usage. While operable, further diagnosis may be needed.
	3 - Normal Wear & Tear	Exhibits wear that is consistent with age and usage. Operation is normal, and as expected.
	4 - Very Light or Minimal Wear	Exhibits very minimal wear. Operation is better than expected given age and usage.
	5 - Like New, Recently Replaced	Excellent condition, free of visible wear or damage. Operation is within factory specifications.
Exterior Rating	3 - Normal Wear & Tear	
Interior Rating	3 - Normal Wear & Tear	
Safety Rating	3 - Normal Wear & Tear	
Quality Rating	4 - Very Light or Minimal Wear	
Functionality Rating	4 - Very Light or Minimal Wear	
Overall Rating	3 - Normal Wear & Tear	
What's Great About the Machine	Machine has low hours and it shows. Undercarriage still looks well Bove 90% of life left. Engine and hydraulics running strong with no active leaks seen.	
What Needs Work	Cosmetic damage all around. (All minor) Unable to test track extension and retract.	
Any Additional Info from the Seller?		
Date/Time	05-17-2023	