

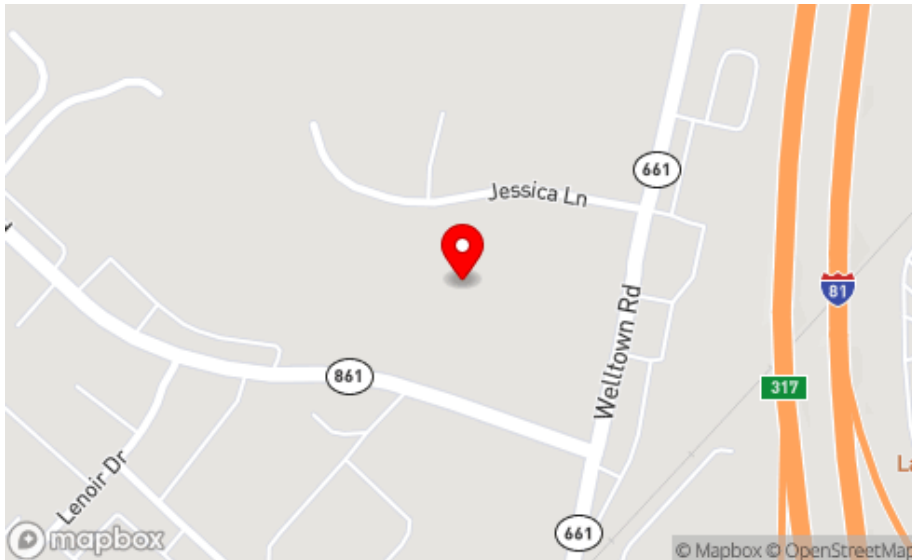


Enterprise Equipment Inspection

General Info

Category	Excavator
Travel System	Track Undercarriage
Comments	
Year	2016
Make	Kobelco
Model	SK140SRLC-3
Fleet ID	10283192
Serial Number	YH07-10124
Serial Number Plate	
Hour Meter Reading	3,820

Enterprise Equipment Inspection

Hour Meter Photo	
Previous Application	Rental
Location / GPS	
	Lat: 39.2216433 Long: -78.1423438

Features & Configuration

Control Station Type	Enclosed Cab
Comments	
Drive Type	
Comments	
A/C	Yes
Heat	Yes

Enterprise Equipment Inspection

Radio	Yes
Reverse Camera	Yes
High Flow	No
Pilot Controls	Yes
Auxiliary Hydraulics	Yes
Quick Coupler	Yes
Hydraulic Thumb	No
Bucket	Yes
Blade	No
Forks	No
Outriggers	No
OMM (Operator & Maintenance Manual)	No
Other Configuration Details / Attachment Specs	

360 Walkaround Photos

Exterior Walkaround Photos



Enterprise Equipment Inspection



Enterprise Equipment Inspection



Enterprise Equipment Inspection



Enterprise Equipment Inspection



Inspection Rating Criteria

Inspection Rating Criteria	Rating Scale	Explanation
	1 - Service Required	Requires immediate repairs to function as expected.
	2 - Above Average Wear & Tear	Exhibits greater wear than expected given age and usage. While operable, further diagnosis may be needed.
	3 - Normal Wear & Tear	Exhibits wear that is consistent with age and usage. Operation is normal, and as expected.
	4 - Very Light or Minimal Wear	Exhibits very minimal wear. Operation is better than expected given age and usage.
	5 - Like New, Recently Replaced	Excellent condition, free of visible wear or damage. Operation is within factory specifications.

General Appearance

Enterprise Equipment Inspection

Close-Up Exterior Photos



Enterprise Equipment Inspection



Enterprise Equipment Inspection



Enterprise Equipment Inspection



Enterprise Equipment Inspection



Enterprise Equipment Inspection



Enterprise Equipment Inspection



Enterprise Equipment Inspection



Enterprise Equipment Inspection



Enterprise Equipment Inspection




Enterprise Equipment Inspection



Enterprise Equipment Inspection



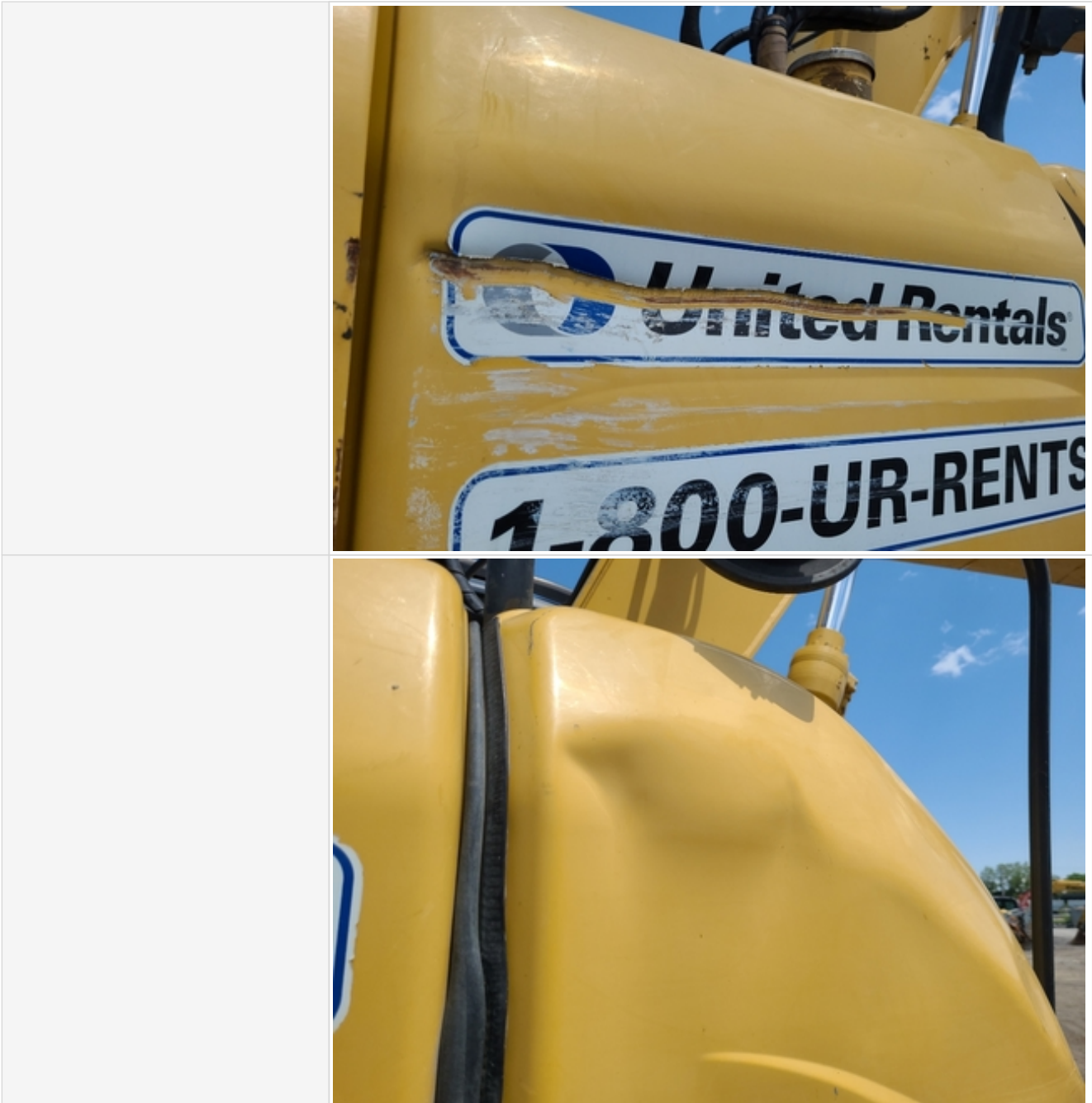
Enterprise Equipment Inspection




Enterprise Equipment Inspection




Enterprise Equipment Inspection



Enterprise Equipment Inspection

	
Exterior Rating	3 - Normal Wear & Tear
Exterior Comments	Small dents at r/s light fixture

Control Station

Control Station	
-----------------	--------------------------------------------------------------------------------------

Enterprise Equipment Inspection




Enterprise Equipment Inspection



Enterprise Equipment Inspection



Enterprise Equipment Inspection



Enterprise Equipment Inspection



Enterprise Equipment Inspection



Enterprise Equipment Inspection




Enterprise Equipment Inspection



Enterprise Equipment Inspection



Enterprise Equipment Inspection



Control Station Rating	3 - Normal Wear & Tear
Control Station Overall Comments	Seat upholstery damaged


Engine

Enterprise Equipment Inspection


Engine Compartment




Enterprise Equipment Inspection



Enterprise Equipment Inspection



Enterprise Equipment Inspection



Enterprise Equipment Inspection



Enterprise Equipment Inspection



Engine Type (Make, Model, Cylinders, Hp)	Mitsubishi - 4Cyl. -
Emissions Tier	Tier 4i
Engine Rating	3 - Normal Wear & Tear
Engine Overall Comments	Engine overall in good condition with no active leaks seen from topside of engine.

Drivetrain Components

Enterprise Equipment Inspection

Drivetrain Photos



Enterprise Equipment Inspection



Hydrostatic Transmission?	Yes
2 Speed?	Yes
Hydrostatic Drive Configuration	Split Transmission
Comments	
Transmission Info (Make/Model/Speeds)	
Drivetrain Rating	3 - Normal Wear & Tear
Drivetrain Comments	Machine travels well in all directions.


Enterprise Equipment Inspection

Hydraulics

Hydraulic Pump/Fittings/Hoses



Enterprise Equipment Inspection



Enterprise Equipment Inspection



Enterprise Equipment Inspection



Enterprise Equipment Inspection



Enterprise Equipment Inspection

Hydraulic Cylinders & Mounting Pins




Enterprise Equipment Inspection




Enterprise Equipment Inspection



Enterprise Equipment Inspection

	
Hydraulic System Rating	3 - Normal Wear & Tear
Hydraulic System Comments	Hydraulic System in good working condition

Chassis

Chassis Photos	
-----------------------	--------------------------------------------------------------------------------------

Enterprise Equipment Inspection




Enterprise Equipment Inspection



Enterprise Equipment Inspection



Enterprise Equipment Inspection



Enterprise Equipment Inspection



Enterprise Equipment Inspection



Chassis Rating	3 - Normal Wear & Tear
Comments	Some excess play seen at bucket linkage and at boom to stick connection

Track Undercarriage Inspection Points

Enterprise Equipment Inspection

Undercarriage Photos



Enterprise Equipment Inspection



Enterprise Equipment Inspection



Enterprise Equipment Inspection



Enterprise Equipment Inspection



Enterprise Equipment Inspection



Enterprise Equipment Inspection



Enterprise Equipment Inspection




Enterprise Equipment Inspection



Enterprise Equipment Inspection



Enterprise Equipment Inspection

	
Undercarriage Rating	3 - Normal Wear & Tear
Undercarriage Comments	Undercarriage in good condition.

Undercarriage Inspection Points

Underbody Photos	
Underbody Rating	0
Underbody Comments	

Attachments

Attachment Photos	
-------------------	--------------------------------------------------------------------------------------


Enterprise Equipment Inspection



Enterprise Equipment Inspection



Enterprise Equipment Inspection

	
Attachment Rating	3 - Normal Wear & Tear
Attachment Comments	Bucket missing 1 tooth

Functionality Assessment

Operating Video	Click to Download
Additional Video	
Engine	3 - Normal Wear & Tear
Transmission/Drivetrain	3 - Normal Wear & Tear
Travel (Forward/Reverse/Steering)	3 - Normal Wear & Tear
Brakes	3 - Normal Wear & Tear
Hydraulic System	3 - Normal Wear & Tear
Controls	3 - Normal Wear & Tear
Safety Systems	3 - Normal Wear & Tear
Attachments	3 - Normal Wear & Tear
Overall Functional Test Comments	All machine's main core functions operating well.

Overall Assessment

Overall Assessment

Enterprise Equipment Inspection

Inspection Rating Criteria	Rating Scale	Explanation
	1 - Service Required	Requires immediate repairs to function as expected.
	2 - Above Average Wear & Tear	Exhibits greater wear than expected given age and usage. While operable, further diagnosis may be needed.
	3 - Normal Wear & Tear	Exhibits wear that is consistent with age and usage. Operation is normal, and as expected.
	4 - Very Light or Minimal Wear	Exhibits very minimal wear. Operation is better than expected given age and usage.
	5 - Like New, Recently Replaced	Excellent condition, free of visible wear or damage. Operation is within factory specifications.
Exterior Rating	3 - Normal Wear & Tear	
Interior Rating	3 - Normal Wear & Tear	
Safety Rating	3 - Normal Wear & Tear	
Quality Rating	3 - Normal Wear & Tear	
Functionality Rating	3 - Normal Wear & Tear	
Overall Rating	3 - Normal Wear & Tear	
What's Great About the Machine	Machine has no major active leaks during the inspection. Engine and hydraulic system have healthy appearance. Tracks have plenty of work life left.	
What Needs Work	Some bogies at bottom of track roller frame showing signs of oil seepage. Cosmetic damage to side body panels.	
Any Additional Info from the Seller?		
Date/Time	05-17-2023	