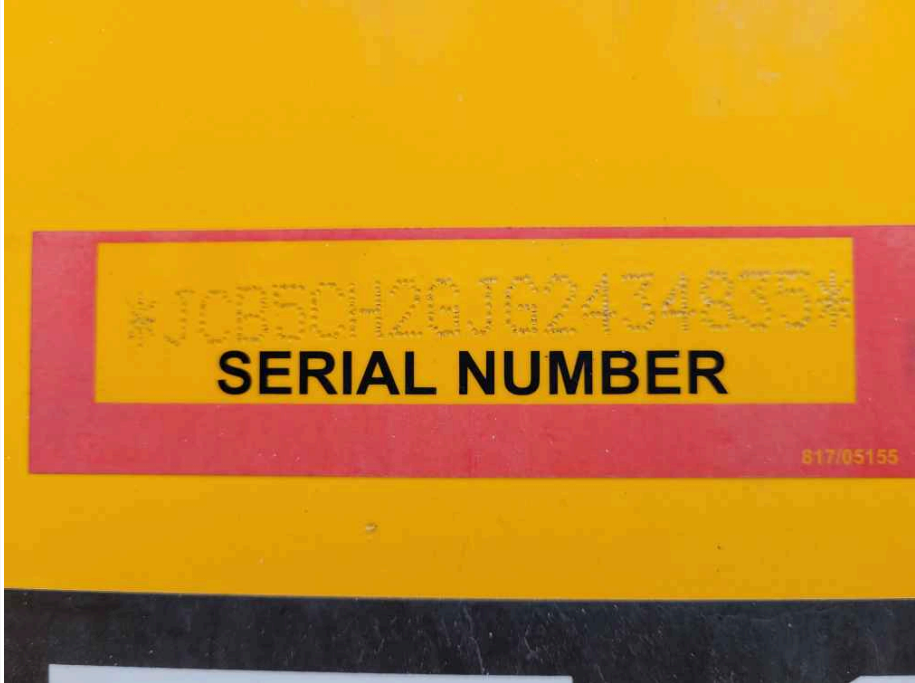

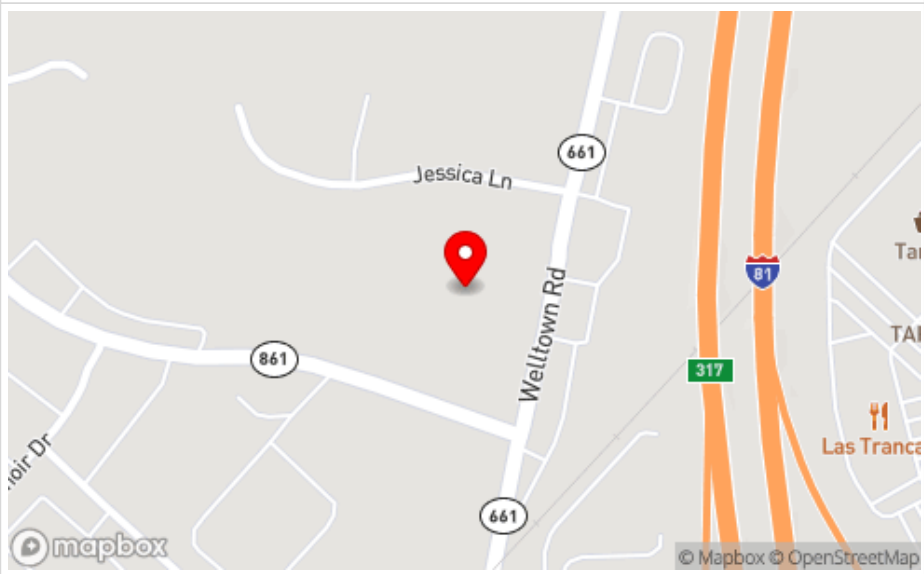


Enterprise Equipment Inspection

General Info

Category	Forklift
Travel System	Wheels & Tires
Comments	
Year	2016
Make	JCB
Model	512-56
Fleet ID	10497304
Serial Number	JCB5CH2GJG2434835
Serial Number Plate	
Hour Meter Reading	8,148

Enterprise Equipment Inspection

Hour Meter Photo	
Previous Application	Rental
Location / GPS	
	Lat: 39.221427 Long: -78.1414447

Features & Configuration

Control Station Type	Enclosed Cab
Comments	
Drive Type	4X4
Comments	
A/C	Yes
Heat	Yes

Enterprise Equipment Inspection

Radio	No
Reverse Camera	No
High Flow	No
Pilot Controls	Yes
Auxiliary Hydraulics	Yes
Quick Coupler	Yes
Hydraulic Thumb	No
Bucket	No
Blade	No
Forks	Yes
Outriggers	Yes
OMM (Operator & Maintenance Manual)	Yes
Other Configuration Details / Attachment Specs	

360 Walkaround Photos

Exterior Walkaround Photos



Enterprise Equipment Inspection



Enterprise Equipment Inspection



Enterprise Equipment Inspection



Enterprise Equipment Inspection



Inspection Rating Criteria

Inspection Rating Criteria	Rating Scale	Explanation
	1 - Service Required	Requires immediate repairs to function as expected.
	2 - Above Average Wear & Tear	Exhibits greater wear than expected given age and usage. While operable, further diagnosis may be needed.
	3 - Normal Wear & Tear	Exhibits wear that is consistent with age and usage. Operation is normal, and as expected.
	4 - Very Light or Minimal Wear	Exhibits very minimal wear. Operation is better than expected given age and usage.
	5 - Like New, Recently Replaced	Excellent condition, free of visible wear or damage. Operation is within factory specifications.

General Appearance

Enterprise Equipment Inspection

Close-Up Exterior Photos



Enterprise Equipment Inspection



Enterprise Equipment Inspection



Enterprise Equipment Inspection




Enterprise Equipment Inspection




Enterprise Equipment Inspection



Enterprise Equipment Inspection

	
Exterior Rating	3 - Normal Wear & Tear
Exterior Comments	Front r/s mud guard damaged, fuel tank possibly cracked (leaking?) Some mud guard retaining areas cracked.

Control Station

Control Station	
------------------------	--

Enterprise Equipment Inspection



Enterprise Equipment Inspection



Enterprise Equipment Inspection




Enterprise Equipment Inspection



Enterprise Equipment Inspection



Enterprise Equipment Inspection




Enterprise Equipment Inspection




Enterprise Equipment Inspection



Enterprise Equipment Inspection

	
Control Station Rating	3 - Normal Wear & Tear
Control Station Overall Comments	Switch and some control decals worn


Engine

Engine Compartment	
--------------------	--

Enterprise Equipment Inspection




Enterprise Equipment Inspection



Enterprise Equipment Inspection



Enterprise Equipment Inspection



Enterprise Equipment Inspection



Engine Type (Make, Model, Cylinders, Hp)	JCB - 4Cyl. - 108HP - 4.4L
Emissions Tier	Tier 4F
Engine Rating	3 - Normal Wear & Tear
Engine Overall Comments	Engine in okay condition


Drivetrain Components

Enterprise Equipment Inspection

Drivetrain Photos



Enterprise Equipment Inspection



Enterprise Equipment Inspection



Enterprise Equipment Inspection



Enterprise Equipment Inspection



Enterprise Equipment Inspection



Enterprise Equipment Inspection



Enterprise Equipment Inspection



Enterprise Equipment Inspection



Enterprise Equipment Inspection



Enterprise Equipment Inspection



Enterprise Equipment Inspection




Enterprise Equipment Inspection



Enterprise Equipment Inspection



Enterprise Equipment Inspection



Hydrostatic Transmission?	No
2 Speed?	
Hydrostatic Drive Configuration	
Comments	
Transmission Info (Make/Model/Speeds)	Powershift 4spd 4x4
Drivetrain Rating	3 - Normal Wear & Tear
Drivetrain Comments	Drivetrain in good condition and working well in all directions all speeds


Enterprise Equipment Inspection

Hydraulics


Hydraulic Pump/Fittings/Hoses




Enterprise Equipment Inspection



Enterprise Equipment Inspection



Enterprise Equipment Inspection




Enterprise Equipment Inspection

Hydraulic Cylinders & Mounting Pins




Enterprise Equipment Inspection




Enterprise Equipment Inspection




Enterprise Equipment Inspection



Enterprise Equipment Inspection

	
Hydraulic System Rating	3 - Normal Wear & Tear
Hydraulic System Comments	Hydraulic System in good working condition.

Chassis

Chassis Photos	
----------------	--

Enterprise Equipment Inspection



Enterprise Equipment Inspection



Enterprise Equipment Inspection




Enterprise Equipment Inspection



Enterprise Equipment Inspection



Enterprise Equipment Inspection



Enterprise Equipment Inspection



Enterprise Equipment Inspection



Enterprise Equipment Inspection



Enterprise Equipment Inspection




Enterprise Equipment Inspection



Enterprise Equipment Inspection



Enterprise Equipment Inspection

	
	
Chassis Rating	3 - Normal Wear & Tear
Comments	Frame in good condition and boom/outriggers in good shape

Track Undercarriage Inspection Points

Enterprise Equipment Inspection

Undercarriage Photos




Enterprise Equipment Inspection



Large Rubber Tread Missing




Enterprise Equipment Inspection

	
Undercarriage Rating	3 - Normal Wear & Tear
Undercarriage Comments	All tires Foam/Poly filled. Rear r/s tire needs to be replaced soon (missing chunk of tread)

Undercarriage Inspection Points

Underbody Photos	
Underbody Rating	0
Underbody Comments	


Attachments

Attachment Photos	
-------------------	--

Enterprise Equipment Inspection



Enterprise Equipment Inspection

	
Attachment Rating	4 - Very Light or Minimal Wear
Attachment Comments	6'L x 6"W x 2"Thick. 6' Wide Backrest. 7 Ton Lifting hook attached to boom

Functionality Assessment

Operating Video	Click to Download
Additional Video	Click to Download
Engine	3 - Normal Wear & Tear
Transmission/Drivetrain	3 - Normal Wear & Tear
Travel (Forward/Reverse/Steering)	3 - Normal Wear & Tear
Brakes	3 - Normal Wear & Tear
Hydraulic System	3 - Normal Wear & Tear
Controls	3 - Normal Wear & Tear
Safety Systems	3 - Normal Wear & Tear
Attachments	4 - Very Light or Minimal Wear
Overall Functional Test Comments	Overall all main functions worked well with no abnormal functionality observed.

Overall Assessment

Overall Assessment

Enterprise Equipment Inspection

Inspection Rating Criteria	Rating Scale	Explanation
	1 - Service Required	Requires immediate repairs to function as expected.
	2 - Above Average Wear & Tear	Exhibits greater wear than expected given age and usage. While operable, further diagnosis may be needed.
	3 - Normal Wear & Tear	Exhibits wear that is consistent with age and usage. Operation is normal, and as expected.
	4 - Very Light or Minimal Wear	Exhibits very minimal wear. Operation is better than expected given age and usage.
	5 - Like New, Recently Replaced	Excellent condition, free of visible wear or damage. Operation is within factory specifications.
Exterior Rating	3 - Normal Wear & Tear	
Interior Rating	3 - Normal Wear & Tear	
Safety Rating	3 - Normal Wear & Tear	
Quality Rating	3 - Normal Wear & Tear	
Functionality Rating	3 - Normal Wear & Tear	
Overall Rating	3 - Normal Wear & Tear	
What's Great About the Machine	Machine has polyfilled tires and helps extend tire life even though tread is around 30%. Machine operating well with no leaks from any cylinder at time of inspection.	
What Needs Work	Rear R/S tire needs to be replaced soon	
Any Additional Info from the Seller?		
Date/Time	05-17-2023	