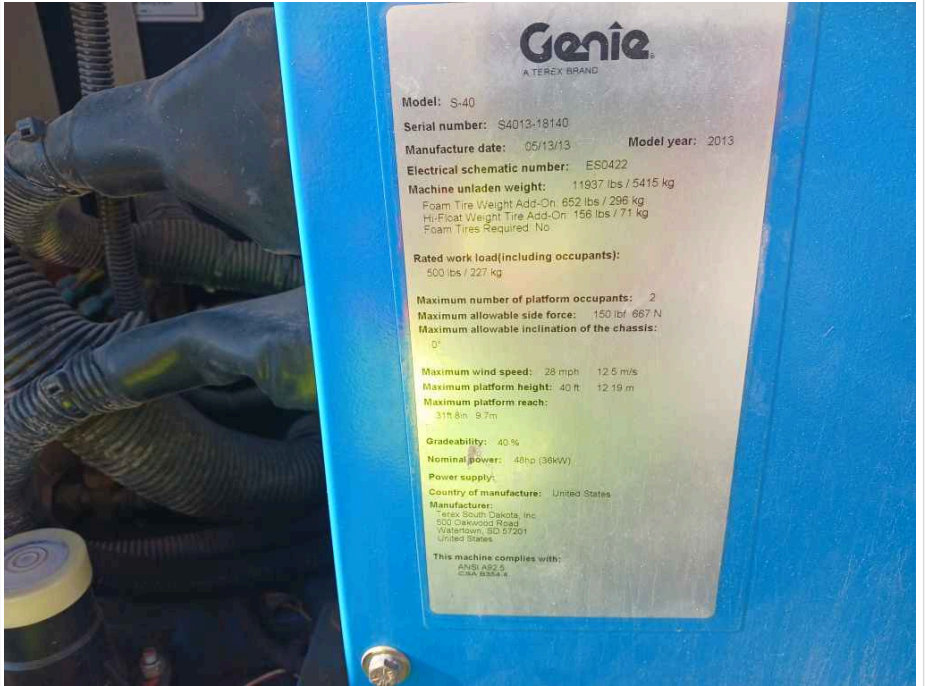




Enterprise Equipment Inspection

General Info

Category	Forklift
Travel System	Wheels & Tires
Comments	
Year	2013
Make	Genie
Model	S40
Serial Number	S4013-18140
Serial Number Plate	 <p>Genie A TEREX BRAND</p> <p>Model: S-40 Serial number: S4013-18140 Manufacture date: 05/13/13 Model year: 2013 Electrical schematic number: ES0422 Machine unladen weight: 11937 lbs / 5415 kg Foam Tire Weight Add-On: 652 lbs / 296 kg Hi-Float Weight Tire Add-On: 156 lbs / 71 kg Foam Tires Required: No</p> <p>Rated work load (including occupants): 500 lbs / 227 kg</p> <p>Maximum number of platform occupants: 2 Maximum allowable side force: 150 lbf / 667 N Maximum allowable inclination of the chassis: 0°</p> <p>Maximum wind speed: 28 mph / 12.5 m/s Maximum platform height: 40 ft / 12.19 m Maximum platform reach: 31 ft 8 in / 9.7 m</p> <p>Gradeability: 40 % Nominal power: 48hp (36kW) Power supply: Country of manufacture: United States Manufacturer: Terex South Dakota, Inc. 500 Oakwood Road Watertown, SD 57201 United States</p> <p>This machine complies with: ANSI A92.5 CSA B56.4</p>
Hour Meter Reading	3953

Enterprise Equipment Inspection

Hour Meter Photo	
Previous Application	Rental
Location / GPS	
	Lat: 30.0919594 Long: -97.8134077

Features & Configuration

Control Station Type	Platform
Comments	
A/C	
Heat	
Radio	
Reverse Camera	

Enterprise Equipment Inspection

High Flow	No
Pilot Controls	Yes
Auxiliary Hydraulics	No
Quick Coupler	No
Hydraulic Thumb	No
Bucket	Yes
Blade	No
Forks	No
Outriggers	No
OMM (Operator & Maintenance Manual)	Yes
Other Configuration Details / Attachment Specs	The S40 features full 360° rotation

360 Walkaround Photos

Exterior Walkaround Photos	
----------------------------	--

Enterprise Equipment Inspection



Enterprise Equipment Inspection



Enterprise Equipment Inspection



Enterprise Equipment Inspection



Enterprise Equipment Inspection



Inspection Rating Criteria

Enterprise Equipment Inspection

Inspection Rating Criteria	Rating Scale	Explanation
	1 - Service Required	Requires immediate repairs to function as expected.
	2 - Above Average Wear & Tear	Exhibits greater wear than expected given age and usage. While operable, further diagnosis may be needed.
	3 - Normal Wear & Tear	Exhibits wear that is consistent with age and usage. Operation is normal, and as expected.
	4 - Very Light or Minimal Wear	Exhibits very minimal wear. Operation is better than expected given age and usage.
	5 - Like New, Recently Replaced	Excellent condition, free of visible wear or damage. Operation is within factory specifications.

General Appearance

Close-Up Exterior Photos	
	

Enterprise Equipment Inspection



Enterprise Equipment Inspection



Enterprise Equipment Inspection




Enterprise Equipment Inspection



Enterprise Equipment Inspection



Enterprise Equipment Inspection

	
Exterior Rating	3 - Normal Wear & Tear
Exterior Comments	Exterior is in good condition

Control Station

Control Station	
-----------------	--

Enterprise Equipment Inspection



Enterprise Equipment Inspection



faded gauge, but it works and is readable



areas of rust/missing paint

Enterprise Equipment Inspection



area of rust and can not see all of the instructions for the switches/controls



above normal wear and tear

Enterprise Equipment Inspection

	 <p>box is slightly bent</p>
Control Station Rating	3 - Normal Wear & Tear
Control Station Overall Comments	The control station is in good condition but does have some cosmetic issues and areas of rust

Engine

Engine Compartment	
---------------------------	--

Enterprise Equipment Inspection



Enterprise Equipment Inspection



Enterprise Equipment Inspection



small wet spot, no dripping or pooling of fluids seen



Enterprise Equipment Inspection



Engine Rating	3 - Normal Wear & Tear
Engine Overall Comments	The engine is in good condition

Drivetrain Components

Drivetrain Photos



Enterprise Equipment Inspection



Enterprise Equipment Inspection



Enterprise Equipment Inspection



Drivetrain Rating	3 - Normal Wear & Tear
Drivetrain Comments	Drivetrain is in good condition

Hydraulics

Hydraulic Pump/Fittings/Hoses




Enterprise Equipment Inspection



Enterprise Equipment Inspection



Enterprise Equipment Inspection



Enterprise Equipment Inspection



Enterprise Equipment Inspection



Hydraulic Cylinders & Mounting Pins



Enterprise Equipment Inspection



Enterprise Equipment Inspection





Enterprise Equipment Inspection



Enterprise Equipment Inspection



Enterprise Equipment Inspection

	
	
Hydraulic System Rating	3 - Normal Wear & Tear
Hydraulic System Comments	The hydraulic system is in good working order

Chassis

Enterprise Equipment Inspection



Chassis Photos



Enterprise Equipment Inspection



Enterprise Equipment Inspection

	
	
Chassis Rating	3 - Normal Wear & Tear
Comments	The chassis is in good working condition

Track Undercarriage Inspection Points

Undercarriage Photos	
Undercarriage Rating	0
Undercarriage Comments	

Undercarriage Inspection Points

Underbody Photos	
Underbody Rating	0
Underbody Comments	

Attachments

Enterprise Equipment Inspection

Attachment Photos



Enterprise Equipment Inspection



areas of rust/missing paint



Enterprise Equipment Inspection



Enterprise Equipment Inspection



areas of rust/missing paint



2 wires are broken

Enterprise Equipment Inspection



exposed wires



Enterprise Equipment Inspection




above normal wear and tear

Enterprise Equipment Inspection



Enterprise Equipment Inspection

	
Attachment Rating	3 - Normal Wear & Tear
Attachment Comments	Attachment is in working order but has a few cosmetic issues

Functionality Assessment

Operating Video	
Additional Video	
Engine	3 - Normal Wear & Tear
Transmission/Drivetrain	3 - Normal Wear & Tear
Travel (Forward/Reverse/Steering)	3 - Normal Wear & Tear
Brakes	3 - Normal Wear & Tear
Hydraulic System	3 - Normal Wear & Tear
Controls	2 - Above Average Wear & Tear
Safety Systems	3 - Normal Wear & Tear
Attachments	2 - Above Average Wear & Tear
Overall Functional Test Comments	The machine performed well overall

Overall Assessment

Overall Assessment

Enterprise Equipment Inspection

Rating Scale	Rating Scale	Explanation
	1 - Service Required	Requires immediate repairs to function as expected.
	2 - Above Average Wear & Tear	Exhibits greater wear than expected given age and usage. While operable, further diagnosis may be needed.
	3 - Normal Wear & Tear	Exhibits wear that is consistent with age and usage. Operation is normal, and as expected.
	4 - Very Light or Minimal Wear	Exhibits very minimal wear. Operation is better than expected given age and usage.
	5 - Like New, Recently Replaced	Excellent condition, free of visible wear or damage. Operation is within factory specifications.
Exterior Rating	3 - Normal Wear & Tear	
Interior Rating	0	
Safety Rating	3 - Normal Wear & Tear	
Quality Rating	3 - Normal Wear & Tear	
Functionality Rating	3 - Normal Wear & Tear	
Overall Rating	3 - Normal Wear & Tear	
What's Great About the Machine	The machine has a boom that moves 360° and is in good working conditions	
What Needs Work	Some hoses looked cracked and dry and the basket controls had above normal wear and tear	
Any Additional Info from the Seller?		
Date/Time	05-15-2023	