

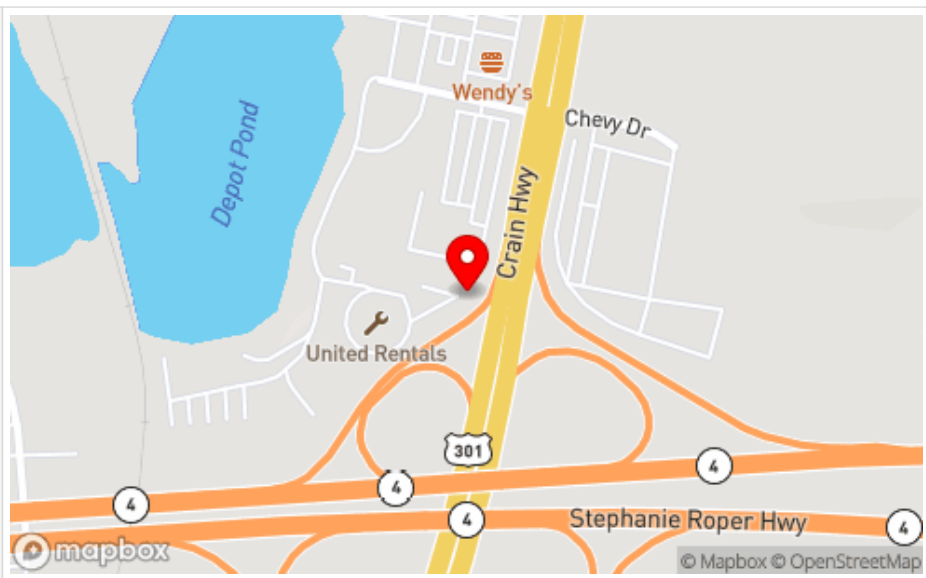


Enterprise Equipment Inspection

General Info

Category	Excavator
Travel System	Track Undercarriage
Comments	
Year	2017
Make	Kobelco
Model	SK210 LC
Fleet ID	310835NF
Serial Number	YQ13 - 10835
Serial Number Plate	 <p>A photograph of a metal serial number plate from Kobelco. The plate is mounted on a blue metal surface. It contains the following information: 'KOBELCO' in large letters, 'Manufacture: KOBELCO CONSTRUCTION MACHINERY CO., LTD. (JAPAN)', 'Model: SK210LC-9', 'Serial Number: YQ13-10835', and 'Manufacturing Year: 2017'.</p>
Hour Meter Reading	4,992
Hour Meter Photo	 <p>A photograph of a digital hour meter mounted on a white surface. The meter's LCD screen displays the number '49920'. Below the screen, the text 'HOURS 1/10' is visible.</p>
Previous Application	Rental

Enterprise Equipment Inspection

Location / GPS	
	Lat: 38.8158012 Long: -76.7382309

Features & Configuration

Control Station Type	Enclosed Cab
Comments	
Drive Type	
Comments	
A/C	Yes
Heat	Yes
Radio	Yes
Reverse Camera	Yes
High Flow	No
Pilot Controls	Yes
Auxiliary Hydraulics	Yes
Quick Coupler	Yes
Hydraulic Thumb	No
Bucket	Yes
Blade	No
Forks	No
Outriggers	No
OMM (Operator & Maintenance Manual)	No
Other Configuration Details / Attachment Specs	Thumb Mounting Capable


360 Walkaround Photos

Enterprise Equipment Inspection

Exterior Walkaround Photos



Enterprise Equipment Inspection



Inspection Rating Criteria

Inspection Rating Criteria	Rating Scale	Explanation
	1 - Service Required	Requires immediate repairs to function as expected.
	2 - Above Average Wear & Tear	Exhibits greater wear than expected given age and usage. While operable, further diagnosis may be needed.
	3 - Normal Wear & Tear	Exhibits wear that is consistent with age and usage. Operation is normal, and as expected.
	4 - Very Light or Minimal Wear	Exhibits very minimal wear. Operation is better than expected given age and usage.
	5 - Like New, Recently Replaced	Excellent condition, free of visible wear or damage. Operation is within factory specifications.

General Appearance








Enterprise Equipment Inspection



Enterprise Equipment Inspection






Enterprise Equipment Inspection

Enterprise Equipment Inspection



Enterprise Equipment Inspection

	
	
	
Exterior Rating	3 - Normal Wear & Tear
Exterior Comments	Some minor dents and scuff marks on all sides. Front r/s step bent

Control Station

Control Station	
	



Enterprise Equipment Inspection





Enterprise Equipment Inspection






Enterprise Equipment Inspection

	
	
Control Station Rating	3 - Normal Wear & Tear
Control Station Overall Comments	Operator cab in good shape. Seat upholstery damaged.

Engine

Engine Compartment	
	




Enterprise Equipment Inspection

		
		
		
Engine Type (Make, Model, Cylinders, Hp)	Hino - 6Cyl - 166HP - 5.1L	
Emissions Tier	Tier 4i	
Engine Rating	3 - Normal Wear & Tear	
Engine Overall Comments	Engine has a clean, well maintained appearance. Engine sounds healthy at idle and under load.	

Drivetrain Components

Drivetrain Photos		
--------------------------	---	--

Enterprise Equipment Inspection

		
		
		
Hydrostatic Transmission?	Yes	
2 Speed?	Yes	
Hydrostatic Drive Configuration	Split Transmission	
Comments		
Transmission Info (Make/Model/Speeds)		
Drivetrain Rating	3 - Normal Wear & Tear	
Drivetrain Comments	Drivetrain in great shape. Tested travel in short distance.	






Hydraulics

Enterprise Equipment Inspection

Hydraulic Pump/Fittings/Hoses



Enterprise Equipment Inspection






Enterprise Equipment Inspection



Hydraulic Cylinders & Mounting Pins








Enterprise Equipment Inspection

		
		
		
		
		
Hydraulic System Rating	4 - Very Light or Minimal Wear	
Hydraulic System Comments	Hydraulics in great condition with no active leaks seen from any major component.	

Chassis

Enterprise Equipment Inspection

Chassis Photos		
		
		
		
		

Enterprise Equipment Inspection




Enterprise Equipment Inspection







Enterprise Equipment Inspection








Enterprise Equipment Inspection

	
Chassis Rating	3 - Normal Wear & Tear
Comments	Main frame and implements in solid shape.






Track Undercarriage Inspection Points

Undercarriage Photos	
	
	
	






Enterprise Equipment Inspection






Enterprise Equipment Inspection

Enterprise Equipment Inspection

Enterprise Equipment Inspection

		
		
		
		
		
Undercarriage Rating	3 - Normal Wear & Tear	
Undercarriage Comments	Undercarriage in great condition.	






Undercarriage Inspection Points

Underbody Photos	
-------------------------	--




Enterprise Equipment Inspection

Underbody Rating	0
Underbody Comments	

Attachments

Attachment Photos	
	
	
	
	

Enterprise Equipment Inspection

		
		
		
Attachment Rating	3 - Normal Wear & Tear	
Attachment Comments	41" bucket	

Functionality Assessment

Operating Video	Click to Download
Additional Video	
Engine	3 - Normal Wear & Tear
Transmission/Drivetrain	3 - Normal Wear & Tear
Travel (Forward/Reverse/Steering)	3 - Normal Wear & Tear
Brakes	4 - Very Light or Minimal Wear
Hydraulic System	4 - Very Light or Minimal Wear
Controls	4 - Very Light or Minimal Wear
Safety Systems	4 - Very Light or Minimal Wear
Attachments	3 - Normal Wear & Tear
Overall Functional Test Comments	All machine's main core functions operating well.

Overall Assessment

Overall Assessment

Enterprise Equipment Inspection

Inspection Rating Criteria	Rating Scale	Explanation
	1 - Service Required	Requires immediate repairs to function as expected.
	2 - Above Average Wear & Tear	Exhibits greater wear than expected given age and usage. While operable, further diagnosis may be needed.
	3 - Normal Wear & Tear	Exhibits wear that is consistent with age and usage. Operation is normal, and as expected.
	4 - Very Light or Minimal Wear	Exhibits very minimal wear. Operation is better than expected given age and usage.
	5 - Like New, Recently Replaced	Excellent condition, free of visible wear or damage. Operation is within factory specifications.
Exterior Rating	3 - Normal Wear & Tear	
Interior Rating	3 - Normal Wear & Tear	
Safety Rating	4 - Very Light or Minimal Wear	
Quality Rating	4 - Very Light or Minimal Wear	
Functionality Rating	4 - Very Light or Minimal Wear	
Overall Rating	3 - Normal Wear & Tear	
What's Great About the Machine	Machine has a well maintained appearance with no active leaks observed. Machine is equipped with a quick coupler. Undercarriage had plenty of life left.	
What Needs Work	Bottom panels dented ND scuff marks all around exterior panels of the machine.	
Any Additional Info from the Seller?		
Date/Time	05-18-2023	