

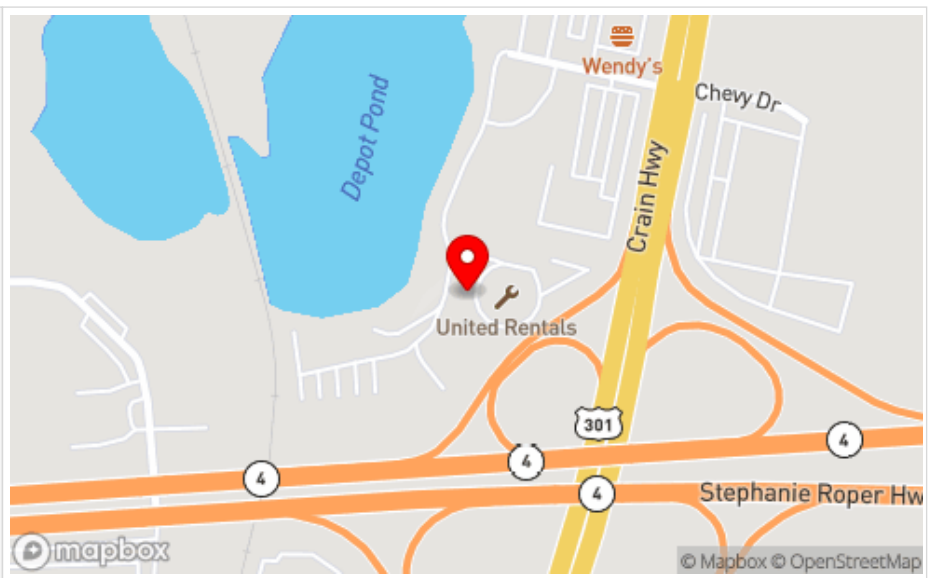


Enterprise Equipment Inspection

General Info

Category	Skid Steer
Travel System	Wheels & Tires
Comments	
Year	2017
Make	John Deere
Model	320E
Fleet ID	51296BLA
Serial Number	1T0320EAKHJ313482
Serial Number Plate	
Hour Meter Reading	1008.6
Hour Meter Photo	
Previous Application	Rental

Enterprise Equipment Inspection

Location / GPS	
	Lat: 38.8155671 Long: -76.7397288

Features & Configuration

Control Station Type	Open Cab (OROPS)
Comments	
Drive Type	4X4
Comments	
A/C	
Heat	
Radio	
Reverse Camera	
High Flow	No
Pilot Controls	No
Auxiliary Hydraulics	Yes
Quick Coupler	No
Hydraulic Thumb	No
Bucket	No
Blade	No
Forks	No
Outriggers	No
OMM (Operator & Maintenance Manual)	No
Other Configuration Details / Attachment Specs	Machine has hitch attachment installed

360 Walkaround Photos

Enterprise Equipment Inspection

Exterior Walkaround Photos



Enterprise Equipment Inspection




Enterprise Equipment Inspection



Inspection Rating Criteria

Inspection Rating Criteria	Rating Scale	Explanation
	1 - Service Required	Requires immediate repairs to function as expected.
	2 - Above Average Wear & Tear	Exhibits greater wear than expected given age and usage. While operable, further diagnosis may be needed.
	3 - Normal Wear & Tear	Exhibits wear that is consistent with age and usage. Operation is normal, and as expected.
	4 - Very Light or Minimal Wear	Exhibits very minimal wear. Operation is better than expected given age and usage.
	5 - Like New, Recently Replaced	Excellent condition, free of visible wear or damage. Operation is within factory specifications.






General Appearance



Enterprise Equipment Inspection








Enterprise Equipment Inspection

		
		
		
		
		
Exterior Rating	3 - Normal Wear & Tear	
Exterior Comments	Minor scuff marks all around.	

Control Station






Enterprise Equipment Inspection

<p>Control Station</p>	
	
	
	
	

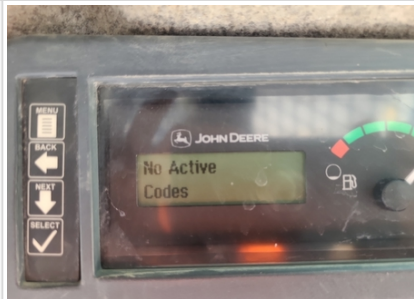
Enterprise Equipment Inspection



Enterprise Equipment Inspection



Enterprise Equipment Inspection

	
Control Station Rating	3 - Normal Wear & Tear
Control Station Overall Comments	Operator Station in good condition.






Engine

Engine Compartment	
	
	

Enterprise Equipment Inspection







Enterprise Equipment Inspection

Enterprise Equipment Inspection






Enterprise Equipment Inspection

		
		
		
		
Engine Type (Make, Model, Cylinders, Hp)	Yanmar - 3.3L - 4Cyl - 74HP	
Emissions Tier	Tier 4F	
Engine Rating	4 - Very Light or Minimal Wear	
Engine Overall Comments	Engine running strong and has healthy appearance.	

Drivetrain Components

Enterprise Equipment Inspection

Drivetrain Photos		
		
		





Enterprise Equipment Inspection







Enterprise Equipment Inspection

Hydrostatic Transmission?	Yes
2 Speed?	No
Hydrostatic Drive Configuration	Split Transmission
Comments	
Transmission Info (Make/Model/Speeds)	
Drivetrain Rating	4 - Very Light or Minimal Wear
Drivetrain Comments	Machine running well in all directions.





Hydraulics

Hydraulic Pump/Fittings/Hoses		
		
		
		

Enterprise Equipment Inspection

		
		
		
<p>Hydraulic Cylinders & Mounting Pins</p>		
		

Enterprise Equipment Inspection

		
		
		
		
Hydraulic System Rating	3 - Normal Wear & Tear	
Hydraulic System Comments	Hydraulic System underneath cab has small seepage around pump and hose area.	

Chassis

Chassis Photos	
-----------------------	---





Enterprise Equipment Inspection




Enterprise Equipment Inspection

	
Chassis Rating	4 - Very Light or Minimal Wear
Comments	Main frame and implements in great condition.

Track Undercarriage Inspection Points

Undercarriage Photos	
	
	
	



Enterprise Equipment Inspection

		
		
Undercarriage Rating	4 - Very Light or Minimal Wear	
Undercarriage Comments	Solid rubber wheels above 85% of life left	

Undercarriage Inspection Points

Underbody Photos	
Underbody Rating	0
Underbody Comments	

Attachments

Attachment Photos		
		

Enterprise Equipment Inspection

	
Attachment Rating	3 - Normal Wear & Tear
Attachment Comments	Hitch attachment in good condition

Functionality Assessment

Operating Video	Click to Download
Additional Video	
Engine	4 - Very Light or Minimal Wear
Transmission/Drivetrain	3 - Normal Wear & Tear
Travel (Forward/Reverse/Steering)	3 - Normal Wear & Tear
Brakes	4 - Very Light or Minimal Wear
Hydraulic System	4 - Very Light or Minimal Wear
Controls	3 - Normal Wear & Tear
Safety Systems	3 - Normal Wear & Tear
Attachments	3 - Normal Wear & Tear
Overall Functional Test Comments	Machine neutral control linkages need adjustment.

Overall Assessment

Overall Assessment

Inspection Rating Criteria	<table border="1"> <thead> <tr> <th>Rating Scale</th> <th>Explanation</th> </tr> </thead> <tbody> <tr> <td>1 - Service Required</td> <td>Requires immediate repairs to function as expected.</td> </tr> <tr> <td>2 - Above Average Wear & Tear</td> <td>Exhibits greater wear than expected given age and usage. While operable, further diagnosis may be needed.</td> </tr> <tr> <td>3 - Normal Wear & Tear</td> <td>Exhibits wear that is consistent with age and usage. Operation is normal, and as expected.</td> </tr> <tr> <td>4 - Very Light or Minimal Wear</td> <td>Exhibits very minimal wear. Operation is better than expected given age and usage.</td> </tr> <tr> <td>5 - Like New, Recently Replaced</td> <td>Excellent condition, free of visible wear or damage. Operation is within factory specifications.</td> </tr> </tbody> </table>	Rating Scale	Explanation	1 - Service Required	Requires immediate repairs to function as expected.	2 - Above Average Wear & Tear	Exhibits greater wear than expected given age and usage. While operable, further diagnosis may be needed.	3 - Normal Wear & Tear	Exhibits wear that is consistent with age and usage. Operation is normal, and as expected.	4 - Very Light or Minimal Wear	Exhibits very minimal wear. Operation is better than expected given age and usage.	5 - Like New, Recently Replaced	Excellent condition, free of visible wear or damage. Operation is within factory specifications.
Rating Scale	Explanation												
1 - Service Required	Requires immediate repairs to function as expected.												
2 - Above Average Wear & Tear	Exhibits greater wear than expected given age and usage. While operable, further diagnosis may be needed.												
3 - Normal Wear & Tear	Exhibits wear that is consistent with age and usage. Operation is normal, and as expected.												
4 - Very Light or Minimal Wear	Exhibits very minimal wear. Operation is better than expected given age and usage.												
5 - Like New, Recently Replaced	Excellent condition, free of visible wear or damage. Operation is within factory specifications.												
Exterior Rating	3 - Normal Wear & Tear												
Interior Rating	3 - Normal Wear & Tear												
Safety Rating	3 - Normal Wear & Tear												
Quality Rating	4 - Very Light or Minimal Wear												
Functionality Rating	4 - Very Light or Minimal Wear												
Overall Rating	3 - Normal Wear & Tear												
What's Great About the Machine	Machine runs normal and no issues observed.												



Enterprise Equipment Inspection

What Needs Work	Machine's travel Control linkages should be adjusted for proper neutral functioning.
Any Additional Info from the Seller?	
Date/Time	05-18-2023