

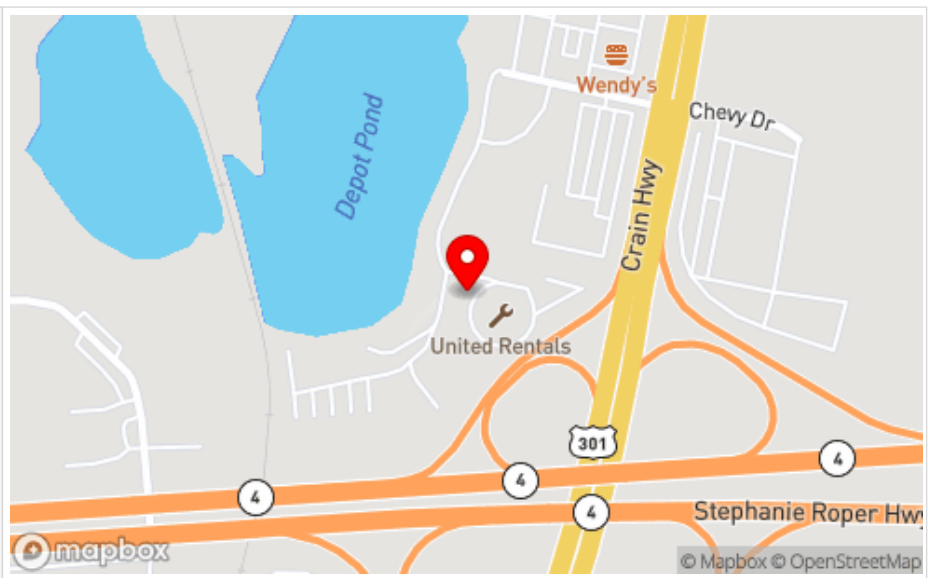


Enterprise Equipment Inspection

General Info

Category	Excavator
Travel System	Track Undercarriage
Comments	
Year	2018
Make	Kubota
Model	KX033-4
Fleet ID	212619AH
Serial Number	12035
Serial Number Plate	 <p>A photograph of a metal serial number plate mounted on an orange surface. The plate contains the following information: KUBOTA Corporation, 2-47, Shikisuhigashi 1-Chome, Naniwa-ku, Osaka, 556-8601 JAPAN, MODEL: KX033-4, SERIAL No.: 12035, ENGINE No.: W3JL258, and PRODUCT IDENTIFICATION NUMBER: KX033-4A01712035.</p>
Hour Meter Reading	896
Hour Meter Photo	 <p>A photograph of the hour meter display on the excavator. The digital display shows 896.3h and 81134. There are also some indicator lights and symbols on the display.</p>
Previous Application	Rental

Enterprise Equipment Inspection

Location / GPS	
	Lat: 38.8157354 Long: -76.7396623

Features & Configuration

Control Station Type	Enclosed Cab
Comments	
Drive Type	
Comments	
A/C	Yes
Heat	Yes
Radio	No
Reverse Camera	No
High Flow	No
Pilot Controls	Yes
Auxiliary Hydraulics	Yes
Quick Coupler	Yes
Hydraulic Thumb	Yes
Bucket	Yes
Blade	Yes
Forks	No
Outriggers	No
OMM (Operator & Maintenance Manual)	Yes
Other Configuration Details / Attachment Specs	


360 Walkaround Photos

Enterprise Equipment Inspection

Exterior Walkaround Photos



Enterprise Equipment Inspection



Inspection Rating Criteria

Inspection Rating Criteria	Rating Scale	Explanation
	1 - Service Required	Requires immediate repairs to function as expected.
	2 - Above Average Wear & Tear	Exhibits greater wear than expected given age and usage. While operable, further diagnosis may be needed.
	3 - Normal Wear & Tear	Exhibits wear that is consistent with age and usage. Operation is normal, and as expected.
	4 - Very Light or Minimal Wear	Exhibits very minimal wear. Operation is better than expected given age and usage.
	5 - Like New, Recently Replaced	Excellent condition, free of visible wear or damage. Operation is within factory specifications.

General Appearance



Enterprise Equipment Inspection






Enterprise Equipment Inspection





Minor Impact Damage



Enterprise Equipment Inspection

	 <p>Minor Hood Panel Misalignment</p>	
		
		
Exterior Rating	3 - Normal Wear & Tear	
Exterior Comments	Some panel misalignment and scuff marks on exterior panels.	

Control Station

Control Station		
		

Enterprise Equipment Inspection




Minor Seat Damage







Enterprise Equipment Inspection



Enterprise Equipment Inspection






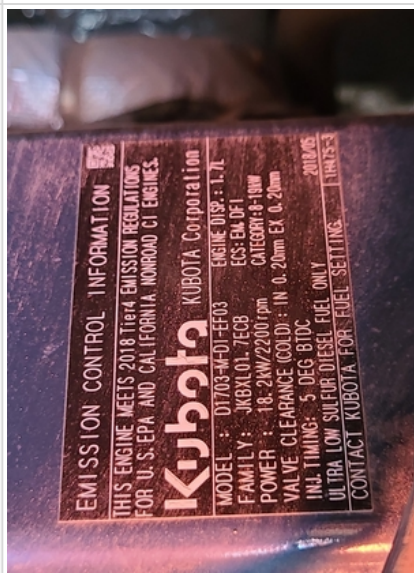
Enterprise Equipment Inspection

		
		
		
		
Control Station Rating	3 - Normal Wear & Tear	
Control Station Overall Comments	Operator Cab in good condition	






Engine

Engine Compartment		
---------------------------	---	--




Enterprise Equipment Inspection

		
		
		
	 <p>EMISSION CONTROL INFORMATION THIS ENGINE MEETS 2018 Tier4 EMISSION REGULATIONS FOR U.S. EPA AND CALIFORNIA NONROAD CI ENGINES. Kubota KUBOTA Corporation MODEL : D1703-4FD1-FF03 ENGINE DISP. : 1.7L FAMILY : JK6XLO1.7ECB ECS: EM-DFI POWER : 18.2kW/2200 rpm CATEGORY: 8-18kW VALVE CLEARANCE (COLD) : IN 0.20mm EX 0.20mm INJ. TIMING : 5 DEG BTDC ULTRA LOW SULFUR DIESEL FUEL ONLY CONTACT KUBOTA FOR FUEL SETTINGS. T18725-3</p>	

Enterprise Equipment Inspection

Enterprise Equipment Inspection

		
		
		
Engine Type (Make, Model, Cylinders, Hp)	Kubota - 1.7L - 3Cyl. - 24HP	
Emissions Tier	Tier 4F	
Engine Rating	4 - Very Light or Minimal Wear	
Engine Overall Comments	Engine has low hours and has healthy appearance with no active leaks or issues observed.	






Drivetrain Components

Enterprise Equipment Inspection






<p>Drivetrain Photos</p>	
	
	
	
<p>Hydrostatic Transmission?</p>	<p>Yes</p>
<p>2 Speed?</p>	<p>No</p>
<p>Hydrostatic Drive Configuration</p>	<p>Split Transmission</p>
<p>Comments</p>	
<p>Transmission Info (Make/Model/Speeds)</p>	
<p>Drivetrain Rating</p>	<p>4 - Very Light or Minimal Wear</p>
<p>Drivetrain Comments</p>	<p>Drivetrain in solid condition. Machine travels well in all directions.</p>

Hydraulics

Enterprise Equipment Inspection

Hydraulic Pump/Fittings/Hoses		
		
		
		
		





Enterprise Equipment Inspection

		
		
<p>Hydraulic Cylinders & Mounting Pins</p>		
		
		

Enterprise Equipment Inspection








Enterprise Equipment Inspection

		
		
		
		
Hydraulic System Rating	4 - Very Light or Minimal Wear	
Hydraulic System Comments	Hydraulic System in good shape.	

Chassis

Chassis Photos		
-----------------------	---	--





Enterprise Equipment Inspection

Enterprise Equipment Inspection








Enterprise Equipment Inspection

		
		
		
		
Chassis Rating	4 - Very Light or Minimal Wear	
Comments	Main Frame and Implements in good condition.	






Track Undercarriage Inspection Points

Undercarriage Photos		
-----------------------------	---	--





Enterprise Equipment Inspection

Enterprise Equipment Inspection

Enterprise Equipment Inspection






		
		
		
		
Undercarriage Rating	4 - Very Light or Minimal Wear	
Undercarriage Comments	Undercarriage 75% to 80% of life left.	

Undercarriage Inspection Points

Underbody Photos	
Underbody Rating	0
Underbody Comments	

Attachments

Enterprise Equipment Inspection

Attachment Photos	
	
	
	
	
Attachment Rating	3 - Normal Wear & Tear
Attachment Comments	24" Bucket and 8" Thumb

Functionality Assessment

Operating Video	Click to Download
-----------------	-----------------------------------

Enterprise Equipment Inspection

Additional Video	
Engine	4 - Very Light or Minimal Wear
Transmission/Drivetrain	4 - Very Light or Minimal Wear
Travel (Forward/Reverse/Steering)	4 - Very Light or Minimal Wear
Brakes	4 - Very Light or Minimal Wear
Hydraulic System	4 - Very Light or Minimal Wear
Controls	4 - Very Light or Minimal Wear
Safety Systems	4 - Very Light or Minimal Wear
Attachments	4 - Very Light or Minimal Wear
Overall Functional Test Comments	All main functions operating well with no issues observed.

Overall Assessment

Overall Assessment

Inspection Rating Criteria	<table border="1"> <thead> <tr> <th>Rating Scale</th> <th>Explanation</th> </tr> </thead> <tbody> <tr> <td>1 - Service Required</td> <td>Requires immediate repairs to function as expected.</td> </tr> <tr> <td>2 - Above Average Wear & Tear</td> <td>Exhibits greater wear than expected given age and usage. While operable, further diagnosis may be needed.</td> </tr> <tr> <td>3 - Normal Wear & Tear</td> <td>Exhibits wear that is consistent with age and usage. Operation is normal, and as expected.</td> </tr> <tr> <td>4 - Very Light or Minimal Wear</td> <td>Exhibits very minimal wear. Operation is better than expected given age and usage.</td> </tr> <tr> <td>5 - Like New, Recently Replaced</td> <td>Excellent condition, free of visible wear or damage. Operation is within factory specifications.</td> </tr> </tbody> </table>	Rating Scale	Explanation	1 - Service Required	Requires immediate repairs to function as expected.	2 - Above Average Wear & Tear	Exhibits greater wear than expected given age and usage. While operable, further diagnosis may be needed.	3 - Normal Wear & Tear	Exhibits wear that is consistent with age and usage. Operation is normal, and as expected.	4 - Very Light or Minimal Wear	Exhibits very minimal wear. Operation is better than expected given age and usage.	5 - Like New, Recently Replaced	Excellent condition, free of visible wear or damage. Operation is within factory specifications.
	Rating Scale	Explanation											
	1 - Service Required	Requires immediate repairs to function as expected.											
	2 - Above Average Wear & Tear	Exhibits greater wear than expected given age and usage. While operable, further diagnosis may be needed.											
	3 - Normal Wear & Tear	Exhibits wear that is consistent with age and usage. Operation is normal, and as expected.											
	4 - Very Light or Minimal Wear	Exhibits very minimal wear. Operation is better than expected given age and usage.											
5 - Like New, Recently Replaced	Excellent condition, free of visible wear or damage. Operation is within factory specifications.												
Exterior Rating	3 - Normal Wear & Tear												
Interior Rating	3 - Normal Wear & Tear												
Safety Rating	4 - Very Light or Minimal Wear												
Quality Rating	4 - Very Light or Minimal Wear												
Functionality Rating	4 - Very Light or Minimal Wear												
Overall Rating	4 - Very Light or Minimal Wear												
What's Great About the Machine	Machine has less than 1000 hours and it runs solid. No active leaks observed and this Machine has plenty of life left overall.												
What Needs Work	Cosmetic damage all around but nothing serious.												
Any Additional Info from the Seller?													
Date/Time	05-18-2023												