

Inspection Report (Rough Terrain Crane)

General Info

B&B Stock Number	A8856676
Year	2014
Make	Sany
Model	SRC840
Serial Number	14RC00350825
Hour Meter Reading	2027.7
Previous Application (e.g., earth moving, mining, demolition, etc)	This machine was primarily used in the making of bridges

Dimensions

A. Length (ft and inches)	43
B. Width (ft and inches)	9ft
C. Height (ft and inches)	11ft 4in
D. Wheelbase (ft and inches)	12ft 8in
Operational Weight (lbs)	71209

Features and Configuration


Control Station Type	Enclosed Cab
Travel System	Wheels & Tires
Heat	Yes
A/C	Yes
Radio	Yes
Backup Camera	No
Telematics	No
Load Movement Indicator (LMI)	Yes
LMI Make/Model	Unable to verify
Boom Type	Hydraulic Telescoping
Jib?	Yes
Jib Model / Serial Number	Unable to verify
Jib Length (ft and inches)	26' - 45'
Crane Capacity (tn)	40 tons
Max Reach (ft and inches)	103ft 3in
Max Elevating Angle (degrees)	103.4 (no jib)
# Boom Sections	4
Winch System	speed main and auxiliary winch- 460fpm maximum line speed, 14,000lb max single line pull

Inspection Report (Rough Terrain Crane)

Cable Size	5/8"x700'(16m x 213m) 6x37 class EIPS
Compression Brake	Integral automatic brake, electronic drum indicators
Load Blocking System	2 blocks, Xuzhou Sn: SQY35.01, Weight 794, lifting capacity 40ton
Outriggers	Yes
OMM (Operator & Maintenance Manual)	Yes

OMM Specifications


OMM Specifications

Detail Specifications	Take photos of the detailed spec pages included in the operator's manual
OMM Spec Photos	

Exterior 360 Walkaround

360 Walkaround & Operating Video

Walkaround Photos & Operating Video

Exterior Walkaround Photos	
Operating Video	Click to Download
Additional Video	Click to Download
Additional Video	Click to Download

General Appearance Inspection Points

General Appearance

Inspection Rating Criteria

Inspection Report (Rough Terrain Crane)

Inspection Rating Criteria	Rating Scale	Explanation
	1 - Service Required	Requires immediate repairs to function as expected.
	2 - Above Average Wear & Tear	Exhibits greater wear than expected given age and usage. While operable, further diagnosis may be needed.
	3 - Normal Wear & Tear	Exhibits wear that is consistent with age and usage. Operation is normal, and as expected.
	4 - Very Light or Minimal Wear	Exhibits very minimal wear. Operation is better than expected given age and usage.
	5 - Like New, Recently Replaced	Excellent condition, free of visible wear or damage. Operation is within factory specifications.

General Appearance Photos

Close-up Exterior Photos					

General Appearance Inspection Points





Body Panels	3 - Normal Wear & Tear
Body Panel Condition	No visible damage, good paint condition and panel fitment
Doors / Canopy Latches	3 - Normal Wear & Tear
Doors / Canopy Latches Condition	No visible damage
Steps / Ladders	3 - Normal Wear & Tear
Steps / Ladders Condition	Steps/ladders are fully intact and appear structurally sound
Handrails	3 - Normal Wear & Tear
Handrails Condition	Handrails are fully intact and appear structurally sound
Glass	3 - Normal Wear & Tear
Glass Condition	Glass intact, no visible damage
Mirrors	3 - Normal Wear & Tear
Mirror Condition	Mirrors present and intact, no visible damage
Exterior Lights	3 - Normal Wear & Tear
Exterior Lights Condition	No visible damage, lighting system is operational

Control Station Inspection Points



Control Station

Control Station Photos

Inspection Report (Rough Terrain Crane)

Control Station Photos	 <p>Major tears on operators seat</p>
	 <p>Additional tears to the operators seat</p>
Serial Number Plate	
Hour Meter/Odometer	
Control Station Overall Rating	3 - Normal Wear & Tear
Control Station Overall Condition	Good cabin appearance, solid floors, panels, and ceiling
Operator Seat	3 - Normal Wear & Tear
Operator Seat Condition	Seat(s) has major surface staining or tears, Seat belt secures properly, Seat belt is intact and in good condition
Cabin Lights	3 - Normal Wear & Tear
Cabin Lights Condition	Cabin lights are installed with all light covers in place, bulbs are installed and working properly
Safety Lock Out / Stop	3 - Normal Wear & Tear

Inspection Report (Rough Terrain Crane)




Safety Lock Out / Stop Condition	Safety lock out device is present, in good condition, and functional
Controls & Switches	3 - Normal Wear & Tear
Controls & Switches Condition	All switches are installed and functional
Hour Meter Activity	3 - Normal Wear & Tear
Hour Meter Condition	Hour meter is functional and in good condition
Other Gauge Activity	3 - Normal Wear & Tear
Other Gauge Condition	All cockpit gauges are functional and in good condition
Heater & A/C	3 - Normal Wear & Tear
Heater & A/C Condition	Heater and A/C work as expected
Travel Alarm	3 - Normal Wear & Tear
Travel Alarm Condition	Travel alarm is installed and functioning as expected
Horn	1 - Service Required
Horn Condition	Horn installed but functioning improperly
Comments	The horn is not functioning
Backup Camera	0
Anti Two Block System	3 - Normal Wear & Tear
Comments	Unable to verify
Anti Two Block System Photos	
Load Movement Indicator (LMI)	3 - Normal Wear & Tear
Load Movement Indicator (LMI) Photos	

Engine Inspection Points

Engine

Engine Compartment Photos

Inspection Report (Rough Terrain Crane)


Engine Data Plate	 <p>MANUFACTURED BY CUMMINS INC. 3283106 Assembled in the USA</p> <p>Date of Mfg: 06-11-13 WARNING: Injury may result and warranty is voided if fuel rate, rpm or altitudes exceed published maximum values for this model and application. For Constant Speed Use Only.</p> <p>C.I.D./L 408 / 6.7 CPL 0428 Engine T Family BCEXL0409AAC Cust B Valve Lash Inch 0.010 Int. 0.020 Exh. Cold MM 0.254 Int. 20.500 Exh. Firing Order 1-3-6-2-4 Gross Rated HPIKW 100 / 119 EMISSION CONTROL INFORMATION: This engine meets U.S. EPA CCR 2423(d). Sealing or installing this engine for any purpose other than intended may be in violation of law subject to civil penalty. This engine is certified to operate in...</p>
Engine Compartment Photos	
	
Engine Type (Make, Model, Cylinders, Hp)	Cummings, QSB 6.7L, 160Hp
Emissions Tier	Tier 3
Engine Serial Number	73546163
Engine Fuel Type	Diesel
Blow-by (Visual Observation Check)	N/A
Unusual Noises (Upon Start-up, Idle, Shutdown)	No
Engine Smoke (Upon Start-up, Idle, Shutdown)	No
Engine Exhaust Color	Clear
Battery	3 - Normal Wear & Tear
Battery Condition	Clean & dry appearance, tight connections
Radiator	3 - Normal Wear & Tear
Radiator Condition	Radiator fins & components appear to be in good working order, no signs of damage or leaks
Belts	3 - Normal Wear & Tear
Belt Condition	Belts appear in good condition & alignment with proper tension
Hoses	3 - Normal Wear & Tear
Hose Condition	Firm, pliant hoses with no signs of wear or leaks
Water Pump	3 - Normal Wear & Tear
Water Pump Condition	No unusual pump noises heard

Inspection Report (Rough Terrain Crane)

Cooling System Leaks	No
Coolant Color / Appearance	3 - Normal Wear & Tear
Coolant Color/Appearance Notes	Normal Translucent appearance, no visual signs of contamination
Oil Leaks	No
Oil Color / Appearance	3 - Normal Wear & Tear
Oil Color / Appearance Notes	Clean oil appearance, no signs of cross contamination, Appropriate oil level
Fuel Leaks	No
Equipped with DPF (Diesel Particulate Filter)	No
Requires DEF (Diesel Exhaust Fluid)	No
Overall Engine Rating	3 - Normal Wear & Tear
Overall Engine Appearance	Clean & dry
Overall Engine Comments	The engine is in good operating condition

Drivetrain Inspection Points















Drivetrain

Drivetrain Photos	
Hydrostatic Transmission?	Yes
2 Speed?	No
Hydrostatic Drive Configuration	Other (see comments)
Comments	The transmission is a Dana powershift transmission with axel tech axels
Transmission Components	3 - Normal Wear & Tear
Transmission Condition	Good forward and reverse function, No unusual noises or vibrations
Drive Motors	3 - Normal Wear & Tear
Parking Brake	3 - Normal Wear & Tear
Parking Brake Function	Good brake function
Overall Drivetrain Comments	The drivetrain is in good working order

Chassis Inspection Points

Chassis Photos	
----------------	--





Inspection Report (Rough Terrain Crane)

					
					
					These are the feet/pads for the riggers
					
Frame	3 - Normal Wear & Tear				
Stance	3 - Normal Wear & Tear				
Turntable Bearing	3 - Normal Wear & Tear				
Front Axle Appearance	3 - Normal Wear & Tear				
Rear Axle Appearance	3 - Normal Wear & Tear				
Outrigger Condition	3 - Normal Wear & Tear				
Outrigger Floats/Pads Condition	3 - Normal Wear & Tear				
Overall Chassis	3 - Normal Wear & Tear				
Overall Chassis Comments	The chassis is in good working order				

Wheels & Tires

Wheels & Tires

Wheels & Tires Inspection Points



















Wheels & Hub Condition	3
Comments	Wheels and hubs are in good condition
Wheel Seal Leaks	No
Tire Brand	Bridgestone
Tire Size	20.5R25
Front Left Tire - Ratio Remaining	70%
Front Left Tire Photos	 
Front Right Tire - Ratio Remaining	70%
Front Right Tire Photos	 
Rear Right Tire - Ratio Remaining	70%

Inspection Report (Rough Terrain Crane)

Rear Right Tire Photos	 
Rear Left Tire - Ratio Remaining	70%
Rear Left Tire Photos	 

Hydraulics Overall Inspection Points


Hydraulics Overall

Hydraulic System Photos	    
	   
Wet or Damp Hydraulic Lines / Fittings	No
Appearance of Hydraulic Lines / Fittings	3 - Normal Wear & Tear
Hydraulic Lines / Fittings Condition	Hydraulic lines & fittings are clean and in good condition
Hydraulic Pump(s)	3 - Normal Wear & Tear
Unusual Noises (Hydraulic Pump)	No
Hydraulic Pump Notes	No unusual noises heard during operation
Hydraulic Cylinder Photos	    
	   
Mounting Pins	3 - Normal Wear & Tear
Cylinder Oil Leaks	No
Comments	The hydraulics are in good working order

Inspection Report (Rough Terrain Crane)

Main Hoist	3 - Normal Wear & Tear
Auxiliary Hoist	3 - Normal Wear & Tear
Swing Motor	3 - Normal Wear & Tear

Crane Specific

Crane Component Photos	
Counterweight	3 - Normal Wear & Tear
Boom Angle Indicator	3 - Normal Wear & Tear
Main Boom Sections	3 - Normal Wear & Tear
Main Boom Pins	3 - Normal Wear & Tear
Boom Head Section	3 - Normal Wear & Tear
Wear Pads	3 - Normal Wear & Tear
Jib	3 - Normal Wear & Tear
Fairlead	3 - Normal Wear & Tear
Sheaves	3 - Normal Wear & Tear
Main Load Block	3 - Normal Wear & Tear
Overhaul Ball	3 - Normal Wear & Tear

Functional Test

Functionality Assessment

Functionality Assessment

Engine	3 - Normal Wear & Tear
Transmission/Drivetrain	3 - Normal Wear & Tear

Inspection Report (Rough Terrain Crane)

Travel (Forward/Reverse/Steering)	3 - Normal Wear & Tear
Brakes	3 - Normal Wear & Tear
Hydraulic System	3 - Normal Wear & Tear
Electric Operating System	3 - Normal Wear & Tear
Controls	3 - Normal Wear & Tear
Safety Systems	3 - Normal Wear & Tear
Core Functions	3 - Normal Wear & Tear
Attachments	3 - Normal Wear & Tear
Overall Functional Test Comments	The machine performed great and is fully functioning

Overall Assessment

Overall Assessment

Inspection Rating Criteria	Rating Scale	Explanation
	1 - Service Required	Requires immediate repairs to function as expected.
	2 - Above Average Wear & Tear	Exhibits greater wear than expected given age and usage. While operable, further diagnosis may be needed.
	3 - Normal Wear & Tear	Exhibits wear that is consistent with age and usage. Operation is normal, and as expected.
	4 - Very Light or Minimal Wear	Exhibits very minimal wear. Operation is better than expected given age and usage.
	5 - Like New, Recently Replaced	Excellent condition, free of visible wear or damage. Operation is within factory specifications.
Exterior Rating	3 - Normal Wear & Tear	
Interior Rating	3 - Normal Wear & Tear	
Safety Rating	3 - Normal Wear & Tear	
Quality Rating	3 - Normal Wear & Tear	
Functionality Rating	3 - Normal Wear & Tear	
Overall Rating	3 - Normal Wear & Tear	
What's Great About the Machine	The machine is in great working order and the engine was well taken care of	
What Needs Work	The operators seat had above normal wear and tear and the cab was dirty.	
Date/Time	07-28-2023	
Inspector Name	Steven Mesa	