

Inspection Report (Skid Steer)

General Info

B&B Stock Number	A0438988
Year	2011
Make	Vermeer
Model	Rt45
Serial Number	1VRX0721161001237
Hour Meter Reading	1342.9
Previous Application (e.g., earth moving, mining, demolition, etc)	Earth moving









Features and Configuration

Control Station Type	Canopy
Bucket	No
Additional Attachment(s)?	No
Auxiliary Hydraulics	No
Heat	No
A/C	No
Radio	No
Backup Camera	No
OMM (Operator & Maintenance Manual)	No
Telematics	No

Exterior Walkaround Photos

360 Walkaround & Operating Video

Walkaround Photos & Operating Video





























Exterior Walkaround Photos	    
	  
Operating Video	Click to Download

General Appearance Inspection Points

General Appearance

General Appearance Photos

Inspection Report (Skid Steer)

Close-up Exterior Photos					
					
					
					
					
					

General Appearance Inspection Points

Inspection Rating Criteria	Rating Scale	Explanation
	1 - Service Required	Requires immediate repairs to function as expected.
	2 - Above Average Wear & Tear	Exhibits greater wear than expected given age and usage. While operable, further diagnosis may be needed.
	3 - Normal Wear & Tear	Exhibits wear that is consistent with age and usage. Operation is normal, and as expected.
	4 - Very Light or Minimal Wear	Exhibits very minimal wear. Operation is better than expected given age and usage.
	5 - Like New, Recently Replaced	Excellent condition, free of visible wear or damage. Operation is within factory specifications.
Body Panels	2 - Above Average Wear & Tear	
Body Panel Condition	Visible chipped paint or dents	
Doors / Canopy Latches	0	
Steps / Ladders	3 - Normal Wear & Tear	
Handrails	0	
Glass	0	
Mirrors	0	
Exterior Lights	0	
Overall Exterior	3 - Normal Wear & Tear	

Inspection Report (Skid Steer)

Comments	Normal wear and tear
----------	----------------------

Control Station Inspection Points

Control Station

Control Station Photos

Control Station Photos	    
	    
	

Serial Number Plate	
---------------------	--

Hour Meter/Odometer	
---------------------	--

Seat	1 - Service Required
Seat Condition	Seat(s) has major surface staining or tears
Cabin Lights	0
Safety Lock Out / Stop	3 - Normal Wear & Tear

















Inspection Report (Skid Steer)

Controls & Switches	3 - Normal Wear & Tear
Hour Meter Activity	3 - Normal Wear & Tear
Hour Meter Condition	Hour meter is functional and in good condition
Other Gauge Activity	2 - Above Average Wear & Tear
Other Gauge Condition	Gauges are functional, with some wear and/or cosmetic damage
Heater & A/C	0
Travel Alarm	0
Horn	3 - Normal Wear & Tear
Horn Condition	Horn is installed and functioning as expected
Backup Camera	0
Control Station Overall Rating	3 - Normal Wear & Tear
Control Station Overall Condition	Minor cosmetic wear to cabin surfaces, floors, panels, and ceiling



Engine Inspection Points

Engine

Engine Compartment Photos

Engine Data Plate					
Engine Compartment Photos					
					
					

Inspection Report (Skid Steer)












	 	
Engine Type (Make, Model, Cylinders, Hp)	Deutz	
Emissions Tier	Undetermined	
Engine Serial Number	10162636	
Engine Fuel Type	Diesel	
Blow-by (Visual Observation Check)	No	
Unusual Noises (Upon Start-up, Idle, Shutdown)	No	
Engine Smoke (Upon Start-up, Idle, Shutdown)	No	
Engine Exhaust Color	Clear	
Battery	2 - Above Average Wear & Tear	
Battery Condition	Dusty & dirty appearance	
Radiator	3 - Normal Wear & Tear	
Belts	3 - Normal Wear & Tear	
Hoses	3 - Normal Wear & Tear	
Water Pump	3 - Normal Wear & Tear	
Cooling System Leaks	No	
Coolant Appearance	3 - Normal Wear & Tear	
Oil Leaks	No	
Oil Appearance	3 - Normal Wear & Tear	
Fuel Leaks	No	
Equipped with DPF (Diesel Particulate Filter)	No	
Requires DEF (Diesel Exhaust Fluid)	No	
Overall Engine Rating	3 - Normal Wear & Tear	
Overall Engine Appearance	Areas of dried seepage seen on engine hoses & components	
Overall Engine Comments	Normal wear and tear. No major issues to report	

Drivetrain Inspection Points















Drivetrain

Drivetrain Inspection Points

Inspection Report (Skid Steer)

Drivetrain Photos	    
	    
	
Hydrostatic Transmission?	Yes
2 Speed?	N/A
Hydrostatic Drive Configuration	Close Coupled Transmission
Drive	2WD
Transmission Components	3 - Normal Wear & Tear
Drive Motors	0
Parking Brake	2 - Above Average Wear & Tear
Overall Drivetrain Rating	3 - Normal Wear & Tear
Overall Drivetrain Comments	Normal wear and tear. Dried seepage around drivetrain components

Chassis Inspection Points









Chassis Photos	    
	    
	   
Frame	3 - Normal Wear & Tear
Lift Arms	3 - Normal Wear & Tear
Chassis to Arm Pins	3 - Normal Wear & Tear
Quick Coupler	3 - Normal Wear & Tear
Quick Coupler to Arms Pins	3 - Normal Wear & Tear
Overall Chassis	3 - Normal Wear & Tear
Overall Chassis Comments	Normal wear and tear no major issues to report

Inspection Report (Skid Steer)

Wheels & Tires

Wheels & Tires







Wheels & Tires Inspection Points

Wheels & Hubs	3
Wheel Seal Leaks	No
Tire Brand	Deestone
Tire Size	26x12.00-12
Front Left Tire - Ratio Remaining	90%
Front Left Tire Photos	 
Front Right Tire - Ratio Remaining	90%
Front Right Tire Photos	 
Rear Right Tire - Ratio Remaining	90%
Rear Right Tire Photos	 
Rear Left Tire - Ratio Remaining	90%
Rear Left Tire Photos	 

Hydraulics Overall Inspection Points

Hydraulics Overall


Hydraulic System Inspection Points

Hydraulic System Photos	    
	
Wet or Damp Hydraulic Lines / Fittings	No
Hydraulic Lines/Fittings	3 - Normal Wear & Tear

Inspection Report (Skid Steer)

Hydraulic Pump(s)	3 - Normal Wear & Tear
Unusual Noises	No
Hydraulic Pump Notes	No unusual noises heard during operation

Hydraulic Cylinder Inspection Points

Hydraulic Cylinder Photos					
Mounting Pins	3 - Normal Wear & Tear				
Cylinder Oil Leaks	No				
Hydraulic System Overall	3 - Normal Wear & Tear				
Comments	Normal wear and tear				

Functional Test

Overall Functionality Assessment

Functionality Assessment

Engine	3 - Normal Wear & Tear
Transmission/Drivetrain	3 - Normal Wear & Tear
Travel (Forward/Reverse/Steering)	3 - Normal Wear & Tear
Brakes	3 - Normal Wear & Tear
Hydraulic System	3 - Normal Wear & Tear
Electric Operating System	3 - Normal Wear & Tear
Controls	3 - Normal Wear & Tear
Safety Systems	3 - Normal Wear & Tear
Core Functions	3 - Normal Wear & Tear
Attachments	3 - Normal Wear & Tear
Overall Functional Test Comments	Normal wear and tear. No major issues to report

Inspection Summary

Overall Assessment

Inspection Report (Skid Steer)

Inspection Rating Criteria	Rating Scale	Explanation
	1 - Service Required	Requires immediate repairs to function as expected.
	2 - Above Average Wear & Tear	Exhibits greater wear than expected given age and usage. While operable, further diagnosis may be needed.
	3 - Normal Wear & Tear	Exhibits wear that is consistent with age and usage. Operation is normal, and as expected.
	4 - Very Light or Minimal Wear	Exhibits very minimal wear. Operation is better than expected given age and usage.
	5 - Like New, Recently Replaced	Excellent condition, free of visible wear or damage. Operation is within factory specifications.
Exterior Rating	2 - Above Average Wear & Tear	
Interior Rating	3 - Normal Wear & Tear	
Safety Rating	3 - Normal Wear & Tear	
Quality Rating	3 - Normal Wear & Tear	
Functionality Rating	3 - Normal Wear & Tear	
Overall Rating	3 - Normal Wear & Tear	
What's Great About the Machine	-machine started right up with no abnormal noises while operating	
What Needs Work	-dried seepage on drivetrain components	
Date/Time	09-27-2023	
Inspector Name	Javier Bocanegra	