

Inspection Report (Rough Terrain Crane)

General Info

B&B Stock Number	A4219255
Year	2001
Make	Terex
Model	RT230
Serial Number	12682
Hour Meter Reading	7,963 Hrs.
Previous Application (e.g., earth moving, mining, demolition, etc)	General Construction

Dimensions

A. Length (ft and inches)	37'7"
B. Width (ft and inches)	8'8"
C. Height (ft and inches)	11'9"
D. Wheelbase (ft and inches)	11'2"
Operational Weight (lbs)	56,000 Lbs.

Features and Configuration

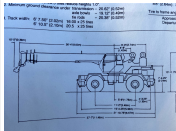


Control Station Type	Enclosed Cab
Travel System	Wheels & Tires
Heat	Yes
A/C	No
Radio	No
Backup Camera	No
Telematics	No
Load Movement Indicator (LMI)	Yes
LMI Make/Model	Greer
Boom Type	Hydraulic Telescoping
Jib?	Yes
Jib Model / Serial Number	TBD
Jib Length (ft and inches)	36'
Crane Capacity (tn)	30 Ton
Max Reach (ft and inches)	TBD 124' With Jib
Max Elevating Angle (degrees)	TBD
# Boom Sections	4
Winch System	Dual

Inspection Report (Rough Terrain Crane)

Cable Size	TBD
Compression Brake	Yes
Load Blocking System	Yes
Outriggers	Yes
Outrigger Configuration	Multiple Position, Out and Down
OMM (Operator & Maintenance Manual)	Yes

OMM Specifications










OMM Specifications

Detail Specifications	Take photos of the detailed spec pages included in the operator's manual
OMM Spec Photos	  
Other Configuration Details / Notes	Currently Certified with Annual and Quad through Jan 2024 *Expiration Date

Exterior 360 Walkaround

360 Walkaround & Operating Video

Walkaround Photos & Operating Video

Exterior Walkaround Photos	    
	   
Operating Video	Click to Download
Additional Video	Click to Download


General Appearance Inspection Points

General Appearance

General Appearance Photos

Close-up Exterior Photos	    
	    

Inspection Report (Rough Terrain Crane)



General Appearance Inspection Points

Inspection Rating Criteria	Rating Scale	Explanation
	1 - Service Required	Requires immediate repairs to function as expected.
	2 - Above Average Wear & Tear	Exhibits greater wear than expected given age and usage. While operable, further diagnosis may be needed.
	3 - Normal Wear & Tear	Exhibits wear that is consistent with age and usage. Operation is normal, and as expected.
	4 - Very Light or Minimal Wear	Exhibits very minimal wear. Operation is better than expected given age and usage.
	5 - Like New, Recently Replaced	Excellent condition, free of visible wear or damage. Operation is within factory specifications.
Body Panels	3 - Normal Wear & Tear	
Body Panel Condition	Areas of surface rust observed, Other (see comments)	
Comments	Minor surface rust seen around exterior	
Doors / Canopy Latches	3 - Normal Wear & Tear	
Doors / Canopy Latches Condition	No visible damage	
Steps / Ladders	3 - Normal Wear & Tear	
Steps / Ladders Condition	Steps/ladders are fully intact and appear structurally sound, Bent or broken steps or rungs, Other (see comments)	
Comments	R/S Step at Hydraulic Tank slightly bent forward .	
Handrails	3 - Normal Wear & Tear	
Handrails Condition	Handrails are fully intact and appear structurally sound	


































Inspection Report (Rough Terrain Crane)

Glass	3 - Normal Wear & Tear
Glass Condition	Glass intact, no visible damage
Mirrors	3 - Normal Wear & Tear
Mirror Condition	Mirrors present and intact, no visible damage
Exterior Lights	3 - Normal Wear & Tear
Exterior Lights Condition	No visible damage, lighting system is operational
Overall Exterior	3 - Normal Wear & Tear
Comments	Minor rust seen at rear and bottom edges of cab exterior.



Control Station Inspection Points

Control Station



Control Station Photos

Control Station Photos					
					
					
					
					
					
					

Inspection Report (Rough Terrain Crane)

Serial Number Plate	
Hour Meter/Odometer	
Seat	3 - Normal Wear & Tear
Seat Condition	Seat(s) have minor surface staining or small tears
Cabin Lights	3 - Normal Wear & Tear
Cabin Lights Condition	Cabin lights are installed with all light covers in place, bulbs are installed and working properly
Safety Lock Out / Stop	3 - Normal Wear & Tear
Safety Lock Out / Stop Condition	Safety lock out device is present, in good condition, and functional
Controls & Switches	3 - Normal Wear & Tear
Controls & Switches Condition	All switches are installed and functional
Hour Meter Activity	3 - Normal Wear & Tear
Hour Meter Condition	Hour meter is functional and in good condition
Other Gauge Activity	3 - Normal Wear & Tear
Other Gauge Condition	All cockpit gauges are functional and in good condition
Heater & A/C	2 - Above Average Wear & Tear
Heater & A/C Condition	Fan only, heating and A/C components inoperative
Travel Alarm	3 - Normal Wear & Tear
Travel Alarm Condition	Travel alarm is installed and functioning as expected

Inspection Report (Rough Terrain Crane)

Horn	3 - Normal Wear & Tear
Horn Condition	Horn is installed and functioning as expected
Backup Camera	0
Control Station Overall Rating	3 - Normal Wear & Tear
Control Station Overall Condition	Good cabin appearance, solid floors, panels, and ceiling
Anti Two Block System	3 - Normal Wear & Tear
Comments	A.T.B. Worked properly during the inspection .
Anti Two Block System Photos	
Load Movement Indicator (LMI)	3 - Normal Wear & Tear
Comments	LMI in good working condition
Load Movement Indicator (LMI) Photos	




















Engine Inspection Points

Engine

Engine Compartment Photos

Engine Data Plate	
Engine Compartment Photos	 <div>Residual oil buildup at cold side of turbo</div>

Inspection Report (Rough Terrain Crane)

					
					
					
					
Engine Type (Make, Model, Cylinders, Hp)	Cummins - B5.9C - 6Cyl. - 130HP				
Emissions Tier	Tier 1				
Engine Serial Number	46095075				
Engine Fuel Type	Diesel				
Blow-by (Visual Observation Check)	No				
Unusual Noises (Upon Start-up, Idle, Shutdown)	No				
Engine Smoke (Upon Start-up, Idle, Shutdown)	Yes				
Engine Smoke Notes	Engine smoke observed upon start up, Other (see comments)				
Comments	Normal exhaust smoke seen				
Engine Exhaust Color	Black puffs observed under throttle, Clear at operating temperature				
Battery	3 - Normal Wear & Tear				
Battery Condition	Dusty & dirty appearance, Clean & dry appearance, tight connections				
Comments	Batteries working well				
Radiator	3 - Normal Wear & Tear				
Radiator Condition	Radiator fins & components appear to be in good working order, no signs of damage or leaks				
Belts	3 - Normal Wear & Tear				
Belt Condition	Belts appear in good condition & alignment with proper tension, Other (see comments)				
Comments	Belt tensioner and belt look to have been recently replaced .				


Inspection Report (Rough Terrain Crane)

Hoses	3 - Normal Wear & Tear
Hose Condition	Firm, pliant hoses with no signs of wear or leaks
Water Pump	3 - Normal Wear & Tear
Water Pump Condition	No unusual pump noises heard
Cooling System Leaks	No
Coolant Appearance	3 - Normal Wear & Tear
Coolant Appearance Notes	Normal Translucent appearance, no visual signs of contamination
Oil Leaks	No
Oil Appearance	3 - Normal Wear & Tear
Oil Appearance Notes	Clean oil appearance, no signs of cross contamination, Appropriate oil level
Fuel Leaks	No
Equipped with DPF (Diesel Particulate Filter)	No
Requires DEF (Diesel Exhaust Fluid)	No
Overall Engine Rating	3 - Normal Wear & Tear
Overall Engine Appearance	Clean & dry, Areas of dried seepage seen on engine hoses & components
Overall Engine Comments	Overall, engine has a healthy appearance and is running strong with no operational issues. Minor, dried up oil buildup seen around cold side of turbo.

Drivetrain Inspection Points

Drivetrain








































Drivetrain Inspection Points

Drivetrain Photos					
Hydrostatic Transmission?	No				
2 Speed?	No				
Hydrostatic Drive Configuration	Close Coupled Transmission				
Transmission Info (Make/Model/Speeds)	AWD - Powershift Transmission / 3 Speed Fwd. & Rev.				
Transmission Components	3 - Normal Wear & Tear				
Transmission Condition	Good forward and reverse function, No unusual noises or vibrations, Other (see comments)				
Comments	Dried up oil residue at front, center of transmission				

Inspection Report (Rough Terrain Crane)

Drive Motors	0
Parking Brake	3 - Normal Wear & Tear
Parking Brake Function	Good brake function
Overall Drivetrain Rating	3 - Normal Wear & Tear
Overall Drivetrain Comments	Transmission operated well in all speeds and directions.

Chassis Photos

Chassis Photos					
					
					
					
					
					
					
					

Chassis Inspection Points

Frame	3 - Normal Wear & Tear
Stance	3 - Normal Wear & Tear
Turntable Bearing	3 - Normal Wear & Tear
Front Axle	3 - Normal Wear & Tear
Rear Axle	3 - Normal Wear & Tear







Inspection Report (Rough Terrain Crane)

Outriggers	3 - Normal Wear & Tear
Outrigger Pads	3 - Normal Wear & Tear
Overall Chassis	3 - Normal Wear & Tear
Overall Chassis Comments	Main frame, outrigger assemblies, turntable and axles are in solid shape with no major issues observed.

Wheels & Tires

Wheels & Tires

Wheels & Tires Inspection Points

Wheels & Hubs	3
Comments	Tires and wheels in good shape. Tire treads between 20-30% of life left
Wheel Seal Leaks	No
Tire Brand	General
Tire Size	20.5 - 25
Front Left Tire - Ratio Remaining	30%
Front Left Tire Photos	
Front Right Tire - Ratio Remaining	30%
Front Right Tire Photos	
Rear Right Tire - Ratio Remaining	30%
Rear Right Tire Photos	 
Rear Left Tire - Ratio Remaining	30%
Rear Left Tire Photos	 














Hydraulics Overall Inspection Points

Hydraulics Overall









Hydraulic System Inspection Points

Hydraulic System Photos	    
-------------------------	--

Inspection Report (Rough Terrain Crane)

					
					
					
Wet or Damp Hydraulic Lines / Fittings	No				
Hydraulic Lines/Fittings	3 - Normal Wear & Tear				
Hydraulic Lines / Fittings Condition	Hydraulic lines & fittings are clean and in good condition, Dried seepages observed				
Comments	Some hydraulic hoses have residual oil buildup				
Hydraulic Pump(s)	3 - Normal Wear & Tear				
Unusual Noises	No				
Hydraulic Pump Notes	No unusual noises heard during operation				






















Hydraulic Cylinder Inspection Points

Hydraulic Cylinder Photos					
					
Mounting Pins	3 - Normal Wear & Tear				
Cylinder Oil Leaks	No				
Comments	No active leaks from any cylinder observed. Minor residual oil buildup at some Cylinder Rod seals observed .				
Hydraulic System Overall	3 - Normal Wear & Tear				
Comments	Overall, the hydraulics on this machine are functioning properly and no major active leaks or issues observed during the inspection.				
Main Hoist	3 - Normal Wear & Tear				
Auxiliary Hoist	3 - Normal Wear & Tear				

Inspection Report (Rough Terrain Crane)

Swing Motor	3 - Normal Wear & Tear
-------------	------------------------

Crane Components - Photos

Crane Component Photos					
					
					
					
					

Crane Components - Inspection Points

Counterweight	3 - Normal Wear & Tear
Boom Angle Indicator	3 - Normal Wear & Tear
Main Boom Sections	3 - Normal Wear & Tear
Main Boom Pins	3 - Normal Wear & Tear
Boom Head Section	3 - Normal Wear & Tear
Wear Pads	3 - Normal Wear & Tear
Jib	3 - Normal Wear & Tear
Fairlead	3 - Normal Wear & Tear
Sheaves	3 - Normal Wear & Tear
Main Load Block	0
Overhaul Ball	3 - Normal Wear & Tear
Crane Components Overall	3 - Normal Wear & Tear
Comments	Boom Sections and Wear pads in good shape. Jib looks straight and Counterweight is in good shape. Both winch assemblies and Overhead Ball is okay.

Functional Test

Functionality Assessment

Functionality Assessment

Inspection Report (Rough Terrain Crane)

Engine	3 - Normal Wear & Tear
Transmission/Drivetrain	3 - Normal Wear & Tear
Travel (Forward/Reverse/Steering)	3 - Normal Wear & Tear
Brakes	3 - Normal Wear & Tear
Hydraulic System	3 - Normal Wear & Tear
Electric Operating System	3 - Normal Wear & Tear
Controls	3 - Normal Wear & Tear
Safety Systems	3 - Normal Wear & Tear
Core Functions	3 - Normal Wear & Tear
Attachments	3 - Normal Wear & Tear
Overall Functional Test Comments	Crane was started with no problem and operated normal. Machine traveled and steered okay. Boom Sections telescoped and retracted as expected. Winch cable operated smooth and cable looked to be in good working condition from the exposed layers.

Overall Assessment

Overall Assessment

Inspection Rating Criteria	<table> <tr> <th>Rating Scale</th><th>Explanation</th></tr> <tr> <td>1 - Service Required</td><td>Requires immediate repairs to function as expected.</td></tr> <tr> <td>2 - Above Average Wear & Tear</td><td>Exhibits greater wear than expected given age and usage. While operable, further diagnosis may be needed.</td></tr> <tr> <td>3 - Normal Wear & Tear</td><td>Exhibits wear that is consistent with age and usage. Operation is normal, and as expected.</td></tr> <tr> <td>4 - Very Light or Minimal Wear</td><td>Exhibits very minimal wear. Operation is better than expected given age and usage.</td></tr> <tr> <td>5 - Like New, Recently Replaced</td><td>Excellent condition, free of visible wear or damage. Operation is within factory specifications.</td></tr> </table>	Rating Scale	Explanation	1 - Service Required	Requires immediate repairs to function as expected.	2 - Above Average Wear & Tear	Exhibits greater wear than expected given age and usage. While operable, further diagnosis may be needed.	3 - Normal Wear & Tear	Exhibits wear that is consistent with age and usage. Operation is normal, and as expected.	4 - Very Light or Minimal Wear	Exhibits very minimal wear. Operation is better than expected given age and usage.	5 - Like New, Recently Replaced	Excellent condition, free of visible wear or damage. Operation is within factory specifications.
Rating Scale	Explanation												
1 - Service Required	Requires immediate repairs to function as expected.												
2 - Above Average Wear & Tear	Exhibits greater wear than expected given age and usage. While operable, further diagnosis may be needed.												
3 - Normal Wear & Tear	Exhibits wear that is consistent with age and usage. Operation is normal, and as expected.												
4 - Very Light or Minimal Wear	Exhibits very minimal wear. Operation is better than expected given age and usage.												
5 - Like New, Recently Replaced	Excellent condition, free of visible wear or damage. Operation is within factory specifications.												
Exterior Rating	3 - Normal Wear & Tear												
Interior Rating	3 - Normal Wear & Tear												
Safety Rating	3 - Normal Wear & Tear												
Quality Rating	3 - Normal Wear & Tear												
Functionality Rating	3 - Normal Wear & Tear												
Overall Rating	3 - Normal Wear & Tear												
Summary Video	Click to Download												
What's Great About the Machine	This crane is nicely sized for tight work areas and powerful enough for 30 ton lifts. The main core components overall, are working great and safely working while holding a certified inspection. The crane has been well maintained.												
What Needs Work	Minor seepages seen throughout machine. Cosmetic scuff marks throughout exterior and slightly bent steps seen. Some surface rust around cab exist.												
Date/Time	09-21-2023												
Inspector Name	Mario Ramirez												