

Inspection Report (On-Highway Dump Truck)

General Info

| | |
|--|-------------------|
| B&B Stock Number | A2738113 |
| Year | 1997 |
| Make | Peterbilt |
| Model | 385 |
| Serial Number | 1NPGL99X1WN443983 |
| Truck Odometer Reading | 682380.3 |
| Current Inspection / State Cert / DOT | Unable to verify |
| Previous Application (e.g., earth moving, mining, demolition, etc) | Dump truck |

Dimensions

| | |
|---------------------------|--------|
| Length (ft and inches) | 26' |
| Width (ft and inches) | 8' 5" |
| Height (ft and inches) | 10' 4" |
| Wheelbase (ft and inches) | 8' |
| GVWR (lbs) | 52,000 |

Features and Configuration



| | |
|-------------------------------------|------------|
| Drive Type | 6X4 |
| Overdrive | Yes |
| Heat | Yes |
| A/C | Yes |
| Radio | Yes |
| Backup Camera | No |
| Cruise Control | Yes |
| PTO | Yes |
| Engine Brake | Yes |
| Engine Brake Configuration | 3 Position |
| Differential Lock | Yes |
| OMM (Operator & Maintenance Manual) | No |
| Telematics | No |

Exterior 360 Walkaround

360 Walkaround & Operating Video

Walkaround Photos & Operating Video

Inspection Report (On-Highway Dump Truck)

| | |
|----------------------------|--|
| Exterior Walkaround Photos |  |
| |  |
| Operating Video | Click to Download |
| Additional Video | Click to Download |






General Appearance Inspection Points

General Appearance

Inspection Rating Criteria

| Inspection Rating Criteria | Rating Scale | Explanation |
|----------------------------|---------------------------------|---|
| | 1 - Service Required | Requires immediate repairs to function as expected. |
| | 2 - Above Average Wear & Tear | Exhibits greater wear than expected given age and usage. While operable, further diagnosis may be needed. |
| | 3 - Normal Wear & Tear | Exhibits wear that is consistent with age and usage. Operation is normal, and as expected. |
| | 4 - Very Light or Minimal Wear | Exhibits very minimal wear. Operation is better than expected given age and usage. |
| | 5 - Like New, Recently Replaced | Excellent condition, free of visible wear or damage. Operation is within factory specifications. |

General Appearance Photos

| | |
|--------------------------|--|
| Close-up Exterior Photos |  |
| |  |
| |  |
| |  |
| |  |

Inspection Report (On-Highway Dump Truck)



General Appearance Inspection Points

| | |
|---------------------------|---|
| Body Panels | 2 - Above Average Wear & Tear |
| Body Panel Condition | Visible chipped paint or dents |
| Doors / Canopy Latches | 3 - Normal Wear & Tear |
| Steps / Ladders | 2 - Above Average Wear & Tear |
| Steps / Ladders Condition | Bent or broken steps or rungs |
| Handrails | 3 - Normal Wear & Tear |
| Glass | 3 - Normal Wear & Tear |
| Mirrors | 3 - Normal Wear & Tear |
| Exterior Lights | 2 - Above Average Wear & Tear |
| Exterior Lights Condition | Minor chips or cracks seen on light casings |





































Cab Inspection Points

On Highway - Cab



Cab Interior Photos



Inspection Report (On-Highway Dump Truck)

| | | | | | |
|-------------------------------|--|---|--|---|---|
| |  |  |  |  |  |
| |  |  |  |  |  |
| |  |  |  |  |  |
| |  |  |  |  |  |
| |  |  |  |  |  |
| |  |  |  |  |  |
| |  |  |  |  |  |
| VIN/Serial Number Plate Photo |  | | | | |

Inspection Report (On-Highway Dump Truck)







| | |
|------------------------------------|--|
| Odometer Photo |  |
| Odometer Activity | 3 - Normal Wear & Tear |
| Controls/Switches/Gauges | 1 - Service Required |
| Controls/Switches/Gauges Condition | One or more switches/gauges are inoperative or missing |
| Controls/Switches/Gauges Photos |  |
| Brake System Type | Air Brakes |
| Air Brakes Build Correct Pressure | Yes |
| Clutch | 3 - Normal Wear & Tear |
| Clutch Function | Clutch is functioning as expected |
| Horn | 3 - Normal Wear & Tear |
| Horn Condition | Horn is functioning as expected |
| Reverse Alarm / Backup Camera | 0 |
| Heater & A/C | 1 - Service Required |
| Heat & A/C Condition | Only heat functionality works |
| Interior Lights | 1 - Service Required |
| Interior Lights Condition | One or more lights are inoperative/damaged |
| Seats/Seat Belts | 2 - Above Average Wear & Tear |
| Seats/Seat Belt Condition | Seat belt secures properly |
| Cab Interior Overall Rating | 2 - Above Average Wear & Tear |
| Comments | Above average wear and tear. A few engine gauges inoperative |

Engine Inspection Points

Engine

Engine Compartment Photos

Inspection Report (On-Highway Dump Truck)

| | |
|--|--|
| Engine Data Plate |  |
| Engine Compartment Photos |  |
| |  |
| |  |
| |  |
| |  |
| Engine Type (Make, Model, Cylinders, Hp) | Unable to verify |
| Emissions Tier | Undetermined |
| Engine Serial Number | Unable to verify |
| Engine Fuel Type | Diesel |
| Blow-by (Visual Observation Check) | No |
| Unusual Noises (Upon Start-up, Idle, Shutdown) | No |
| Engine Smoke (Upon Start-up, Idle, Shutdown) | Yes |
| Engine Smoke Notes | Engine smoke observed upon start up |
| Engine Exhaust Color | White |

Inspection Report (On-Highway Dump Truck)

| | |
|---|--|
| Battery | 3 - Normal Wear & Tear |
| Battery Condition | Like new, recently replaced |
| Radiator | 3 - Normal Wear & Tear |
| Radiator Condition | Radiator fins & components appear to be in good working order, no signs of damage or leaks |
| Belts | 3 - Normal Wear & Tear |
| Belt Condition | Belts appear in good condition & alignment with proper tension |
| Hoses | 3 - Normal Wear & Tear |
| Hose Condition | Firm, pliant hoses with no signs of wear or leaks |
| Water Pump | 3 - Normal Wear & Tear |
| Water Pump Condition | No unusual pump noises heard |
| Cooling System Leaks | No |
| Coolant Color / Appearance | 3 - Normal Wear & Tear |
| Coolant Color/Appearance Notes | Normal Translucent appearance, no visual signs of contamination |
| Oil Leaks | No |
| Oil Color / Appearance | 3 - Normal Wear & Tear |
| Oil Color / Appearance Notes | Appropriate oil level |
| Fuel Leaks | No |
| Equipped with DPF (Diesel Particulate Filter) | No |
| Requires DEF (Diesel Exhaust Fluid) | No |
| Overall Engine Rating | 3 - Normal Wear & Tear |
| Overall Engine Appearance | Areas of dried seepage seen on engine hoses & components |
| Overall Engine Comments | Normal wear and tear. No major issues to report |


Chassis & Drivetrain Inspection Points

On-Highway: Underbody Components

Chassis & Drivetrain Photos

| | | | | | |
|---------------------------------------|---|---|--|---|---|
| Chassis & Drivetrain Underside Photos |  |  |  |  |  |
| |  |  |  |  |  |

Inspection Report (On-Highway Dump Truck)



Chassis Inspection Points

| | |
|---------------------------|---|
| Frame | 3 - Normal Wear & Tear |
| Suspension | 3 - Normal Wear & Tear |
| Steer Axle | 3 - Normal Wear & Tear |
| Steering Components | 3 - Normal Wear & Tear |
| Overall Chassis Condition | 3 - Normal Wear & Tear |
| Overall Chassis Comments | Normal wear and tear. No major issues to report |

Drivetrain Inspection Points

| | |
|--------------------------------|---|
| Transmission Info (Make/Model) | Unable to verify |
| Transmission | 3 - Normal Wear & Tear |
| Transmission Condition | No unusual noises or vibrations |
| PTO | 3 - Normal Wear & Tear |
| Rear Differential | 2 - Above Average Wear & Tear |
| Rear Differential Condition | Dried seepages seen on differential housing cover |
| Front Differential | 3 - Normal Wear & Tear |
| Front Differential Condition | Dried seepages seen on differential housing cover |
| Brake Shoe Thickness | 50% |
| Air Brake System Leaks | Yes |
| Comments | Air leak at air dryer |
| Air Brake Hose Condition | 3 - Normal Wear & Tear |





Inspection Report (On-Highway Dump Truck)

| | |
|------------------------------|---|
| Overall Drivetrain Condition | 3 - Normal Wear & Tear |
| Overall Drivetrain Comments | Normal wear and tear. Air leak at air drier |

Wheels & Tires Inspection Points

Wheels & Tires

Wheels & Tires Inspection Points



| | |
|------------------------------------|---|
| Wheels & Hub Condition | 3 |
| Wheel Seal Leaks | No |
| Tire Brand | Michelin |
| Tire Size | 315/80r22.5 |
| Front Left Tire - Ratio Remaining | 50% |
| Front Left Tire Photos |  |
| Front Right Tire - Ratio Remaining | 50% |
| Front Right Tire Photos |  |
| Rear Right Tire - Ratio Remaining | 70% |
| Rear Right Tire Photos |  |
| Rear Left Tire - Ratio Remaining | 10% |
| Rear Left Tire Photos |  |

Addition Axle Inspection

Additional Axle

| | |
|-----------------------------|------------------------|
| Axle Description & Position | Rear |
| Steerable? | No |
| Drop Axle? | No |
| Super Dump? | No |
| Weight Rating | Unable to verify |
| Axle Condition | 3 - Normal Wear & Tear |


Inspection Report (On-Highway Dump Truck)

| | |
|-------------------------------|--|
| Axle Condition Photos |  |
| Wheels & Tires | 3 - Normal Wear & Tear |
| Wheels & Tires Photos |  |
| Tire Brand | Yokohama |
| Tire Size | 11R24.5 |
| Left Tire(s) Ratio Remaining | 70% |
| Right Tire(s) Ratio Remaining | 70% |

Additional Inspection Points

Dump Body & Hydraulic Inspection Points

Additional Inspection Points: Dump Body, Tailgate, Support & Tarp

| | |
|----------------------------------|--|
| Dump Body Photos |  |
| Dump Body Make & Material | Unable to verify |
| Dump Body Length (ft and inches) | 15' 8" |
| Dump Body Height (ft and inches) | 4' 5" |
| Bed Body | 2 - Above Average Wear & Tear |
| Comments | Surface rust |
| Tailgate | 2 - Above Average Wear & Tear |
| Tailgate Latch | 2 - Above Average Wear & Tear |
| Support Frame | 3 - Normal Wear & Tear |
| Hinge Points | 2 - Above Average Wear & Tear |
| Tarp | 1 - Service Required |
| Comments | Will not pull out from housing |

Additional Inspection Points: Dump Hydraulics

Inspection Report (On-Highway Dump Truck)

| | |
|----------------------------|-------------------------------|
| Hydraulic Tank | 3 - Normal Wear & Tear |
| Hoses | 2 - Above Average Wear & Tear |
| Hydraulic Cylinders | 2 - Above Average Wear & Tear |
| Cylinder Pins and Bushings | 3 - Normal Wear & Tear |
| Hydraulic Function | 3 - Normal Wear & Tear |

Functional Test

Functionality Assessment

Functionality Assessment

| | |
|-----------------------------------|---|
| Engine | 3 - Normal Wear & Tear |
| Transmission/Drivetrain | 3 - Normal Wear & Tear |
| Travel (Forward/Reverse/Steering) | 3 - Normal Wear & Tear |
| Brakes | 3 - Normal Wear & Tear |
| Hydraulic System | 3 - Normal Wear & Tear |
| Electric Operating System | 3 - Normal Wear & Tear |
| Controls | 3 - Normal Wear & Tear |
| Safety Systems | 3 - Normal Wear & Tear |
| Core Functions | 3 - Normal Wear & Tear |
| Attachments | 3 - Normal Wear & Tear |
| Overall Functional Test Comments | Normal wear and tear. No major issues to report |

Inspection Summary

Overall Assessment

| | | |
|----------------------------|---------------------------------|---|
| Inspection Rating Criteria | Rating Scale | Explanation |
| | 1 - Service Required | Requires immediate repairs to function as expected. |
| | 2 - Above Average Wear & Tear | Exhibits greater wear than expected given age and usage. While operable, further diagnosis may be needed. |
| | 3 - Normal Wear & Tear | Exhibits wear that is consistent with age and usage. Operation is normal, and as expected. |
| | 4 - Very Light or Minimal Wear | Exhibits very minimal wear. Operation is better than expected given age and usage. |
| | 5 - Like New, Recently Replaced | Excellent condition, free of visible wear or damage. Operation is within factory specifications. |
| Exterior Rating | 2 - Above Average Wear & Tear | |
| Interior Rating | 2 - Above Average Wear & Tear | |
| Safety Rating | 3 - Normal Wear & Tear | |
| Quality Rating | 3 - Normal Wear & Tear | |
| Functionality Rating | 3 - Normal Wear & Tear | |



Inspection Report (On-Highway Dump Truck)

| | |
|---------------------------------------|--|
| Overall Rating | 3 - Normal Wear & Tear |
| What's Great About the Machine | -starts up with no abnormal sounds -no active fluid leaks |
| What Needs Work | -dried seepage around engine and hydraulic components - |
| Date/Time | 09-27-2023 |
| Inspector Name | Javier Bocanegra |