

Inspection Report (Telehandler)

General Info

B&B Stock Number	A9357354
Year	2006
Make	JLG
Model	G10-55A
Serial Number	160011735
Hour Meter Reading	10,186 Hrs.
Previous Application (e.g., earth moving, mining, demolition, etc)	General Construction






Features and Configuration

Control Station Type	Canopy
Max Lift Height	55'
Max Lift Capacity	10,000 Lbs.
Coupler Type	Standard
Forks / Work Tool Specs	56"L x 5"W x 2"T
Side Shift	No
Tilt Carriage	Yes
Frame Leveling	Yes
Outriggers	Yes
Additional Attachment(s)?	No
Auxiliary Hydraulics	Yes
Heat	No
A/C	No
Radio	No
Backup Camera	No
OMM (Operator & Maintenance Manual)	No
Telematics	No




Exterior 360 Walkaround

360 Walkaround & Operating Video

Walkaround Photos & Operating Video

Exterior Walkaround Photos	    
----------------------------	--

Inspection Report (Telehandler)

	  	
Operating Video	Click to Download	
Additional Video	Click to Download	

General Appearance Inspection Points

General Appearance

General Appearance Photos

Close-up Exterior Photos	    
	    
	 

General Appearance Inspection Points

Inspection Rating Criteria	<table border="1"> <thead> <tr> <th>Rating Scale</th><th>Explanation</th></tr> </thead> <tbody> <tr> <td>1 - Service Required</td><td>Requires immediate repairs to function as expected.</td></tr> <tr> <td>2 - Above Average Wear & Tear</td><td>Exhibits greater wear than expected given age and usage. While operable, further diagnosis may be needed.</td></tr> <tr> <td>3 - Normal Wear & Tear</td><td>Exhibits wear that is consistent with age and usage. Operation is normal, and as expected.</td></tr> <tr> <td>4 - Very Light or Minimal Wear</td><td>Exhibits very minimal wear. Operation is better than expected given age and usage.</td></tr> <tr> <td>5 - Like New, Recently Replaced</td><td>Excellent condition, free of visible wear or damage. Operation is within factory specifications.</td></tr> </tbody> </table>	Rating Scale	Explanation	1 - Service Required	Requires immediate repairs to function as expected.	2 - Above Average Wear & Tear	Exhibits greater wear than expected given age and usage. While operable, further diagnosis may be needed.	3 - Normal Wear & Tear	Exhibits wear that is consistent with age and usage. Operation is normal, and as expected.	4 - Very Light or Minimal Wear	Exhibits very minimal wear. Operation is better than expected given age and usage.	5 - Like New, Recently Replaced	Excellent condition, free of visible wear or damage. Operation is within factory specifications.
Rating Scale	Explanation												
1 - Service Required	Requires immediate repairs to function as expected.												
2 - Above Average Wear & Tear	Exhibits greater wear than expected given age and usage. While operable, further diagnosis may be needed.												
3 - Normal Wear & Tear	Exhibits wear that is consistent with age and usage. Operation is normal, and as expected.												
4 - Very Light or Minimal Wear	Exhibits very minimal wear. Operation is better than expected given age and usage.												
5 - Like New, Recently Replaced	Excellent condition, free of visible wear or damage. Operation is within factory specifications.												
Body Panels	3 - Normal Wear & Tear												
Body Panel Condition	Some panel misalignment observed, Visible chipped paint or dents, Other (see comments)												
Comments	Machine has visible scuff marks throughout exterior .												
Doors / Canopy Latches	3 - Normal Wear & Tear												
Doors / Canopy Latches Condition	No visible damage, Other (see comments)												
Comments	Engine hood shocks not working properly .												
Steps / Ladders	0												
Handrails	3 - Normal Wear & Tear												
Handrails Condition	Handrails are fully intact and appear structurally sound												









Inspection Report (Telehandler)

Glass	3 - Normal Wear & Tear
Glass Condition	Glass intact, no visible damage
Mirrors	2 - Above Average Wear & Tear
Mirror Condition	Minor chips or cracks observed
Exterior Lights	3 - Normal Wear & Tear
Exterior Lights Condition	One or more exterior lights are non-operational
Overall Exterior	3 - Normal Wear & Tear
Comments	Exterior is in descent condition for its age. Normal wear and tear marks throughout exterior.


Control Station Inspection Points

Control Station

Control Station Photos

Control Station Photos	    
	    
	
Serial Number Plate	

Inspection Report (Telehandler)











Hour Meter/Odometer	
Seat	3 - Normal Wear & Tear
Seat Condition	Seat(s) in good condition, no stains or tears in upholstery
Cabin Lights	0
Safety Lock Out / Stop	3 - Normal Wear & Tear
Safety Lock Out / Stop Condition	Safety lock out device is present, in good condition, and functional
Controls & Switches	3 - Normal Wear & Tear
Controls & Switches Condition	All switches are installed and functional
Hour Meter Activity	3 - Normal Wear & Tear
Hour Meter Condition	Hour meter is functional and in good condition, Other (see comments)
Comments	Original hour meter replaced
Other Gauge Activity	3 - Normal Wear & Tear
Other Gauge Condition	All cockpit gauges are functional and in good condition
Heater & A/C	0
Travel Alarm	3 - Normal Wear & Tear
Travel Alarm Condition	Travel alarm is installed and functioning as expected
Horn	3 - Normal Wear & Tear
Horn Condition	Horn is installed and functioning as expected
Backup Camera	0
Control Station Overall Rating	3 - Normal Wear & Tear
Control Station Overall Condition	Minor cosmetic wear to cabin surfaces, floors, panels, and ceiling
Comments	Operator station in descent shape.

Engine Inspection Points

Engine

Engine Compartment Photos

Inspection Report (Telehandler)

Engine Data Plate					
Engine Compartment Photos					
					
Engine Type (Make, Model, Cylinders, Hp)	John Deere - 4045 - 4.5L - 4Cyl. - 125HP				
Emissions Tier	Tier 3				
Engine Serial Number	N/A				
Engine Fuel Type	Diesel				
Blow-by (Visual Observation Check)	Yes				
Comments	Some blow by seen				
Unusual Noises (Upon Start-up, Idle, Shutdown)	No				
Engine Smoke (Upon Start-up, Idle, Shutdown)	No				
Engine Exhaust Color	Clear				
Battery	3 - Normal Wear & Tear				
Battery Condition	Dusty & dirty appearance				
Radiator	3 - Normal Wear & Tear				
Radiator Condition	Radiator fins & components appear to be in good working order, no signs of damage or leaks				
Belts	3 - Normal Wear & Tear				
Belt Condition	Belts appear in good condition & alignment with proper tension				



Inspection Report (Telehandler)

Hoses	3 - Normal Wear & Tear
Hose Condition	Firm, pliant hoses with no signs of wear or leaks
Water Pump	3 - Normal Wear & Tear
Water Pump Condition	No unusual pump noises heard
Cooling System Leaks	No
Coolant Appearance	3 - Normal Wear & Tear
Coolant Appearance Notes	Normal Translucent appearance, no visual signs of contamination
Oil Leaks	Yes
Oil Leak Notes	Dried oil seepages seen
Oil Appearance	3 - Normal Wear & Tear
Oil Appearance Notes	Appropriate oil level, Clean oil appearance, no signs of cross contamination
Fuel Leaks	Yes
Fuel Leak Notes	Wet spots & streaking on fuel lines indicate an active leak, Other (see comments)
Comments	Minor residual fuel buildup around injectors
Equipped with DPF (Diesel Particulate Filter)	No
Requires DEF (Diesel Exhaust Fluid)	No
Overall Engine Rating	2 - Above Average Wear & Tear
Overall Engine Appearance	Areas of dried seepage seen on engine hoses & components, Dusty & dry
Overall Engine Comments	Engine runs okay and sounds strong under load. Residual fluid buildup seen at injectors, return line from turbo to oil pan and front main seal area.

Drivetrain Inspection Points

Drivetrain

Drivetrain Inspection Points





Drivetrain Photos					
					
Hydrostatic Transmission?	No				
2 Speed?	No				
Hydrostatic Drive Configuration	Close Coupled Transmission				
Transmission Info (Make/Model/Speeds)	AWD Powershift 4 Speed Fwd. & 3 Speed Rev.				

Inspection Report (Telehandler)


Drive	4WD
Transmission Components	2 - Above Average Wear & Tear
Transmission Condition	Good forward and reverse function, No unusual noises or vibrations, Leaking transmission fluid observed, Other (see comments)
Comments	Transmission housing covered with residual oil and an active leak may exist. Further inspection to determine if leaks exist, recommended .
Drive Motors	0
Parking Brake	3 - Normal Wear & Tear
Parking Brake Function	Good brake function
Overall Drivetrain Rating	3 - Normal Wear & Tear
Overall Drivetrain Comments	Drive train rated a 3 due to performance. Leaks may exist but the transmission functions well in all gears and in all directions.
Front Axle	3 - Normal Wear & Tear
Rear Axle	3 - Normal Wear & Tear

Wheels & Tires




































Wheels & Tires Inspection Points

Wheels & Hubs	3
Comments	Tires are foam filled
Wheel Seal Leaks	No
Tire Brand	Galaxy
Tire Size	14 x 24 - 12
Front Left Tire - Ratio Remaining	10%
Front Left Tire Photos	 
Front Right Tire - Ratio Remaining	10%
Front Right Tire Photos	 
Rear Right Tire - Ratio Remaining	50%

Inspection Report (Telehandler)

Rear Right Tire Photos	 	
Rear Left Tire - Ratio Remaining	10%	
Rear Left Tire Photos		

Chassis Inspection Points

Chassis Photos	    
	    
	    
	    
	    
	    
	    
Frame	3 - Normal Wear & Tear
Stance	3 - Normal Wear & Tear
Oscillating Pin Appearance	3 - Normal Wear & Tear
Boom Condition	3 - Normal Wear & Tear
Chain / Tensioners	3 - Normal Wear & Tear
Rollers & Guides	3 - Normal Wear & Tear
Boom Wear Guides	3 - Normal Wear & Tear












Inspection Report (Telehandler)

Outriggers	3 - Normal Wear & Tear
Overall Chassis	3 - Normal Wear & Tear
Overall Chassis Comments	Main frame, boom, axles and overall chassis in healthy condition with no issues observed during the inspection.

Hydraulics Overall Inspection Points

Hydraulics Overall














Hydraulic System Inspection Points

Hydraulic System Photos	    
	Hydraulic pump wet and may be leaking.
	    
	
Wet or Damp Hydraulic Lines / Fittings	Yes
Hydraulic Lines/Fittings	3 - Normal Wear & Tear
Hydraulic Lines / Fittings Condition	Hydraulic lines & fittings are clean and in good condition, Dried seepages observed, Other (see comments)
Comments	Some hydraulic hoses may be slightly leaking .
Hydraulic Pump(s)	2 - Above Average Wear & Tear
Unusual Noises	Yes
Hydraulic Pump Notes	Whining sound heard during pump operation

Hydraulic Cylinder Inspection Points

Hydraulic Cylinder Photos	    
	    




Inspection Report (Telehandler)

						R/S lift cylinder slightly leaking
						L/S lift cylinder slightly leaking
						
Mounting Pins	3 - Normal Wear & Tear					
Cylinder Oil Leaks	Yes					
Comments	Some cylinders have minor leakage					
Hydraulic System Overall	2 - Above Average Wear & Tear					
Comments	Hydraulic pump making abnormal high pitch sound and should be further inspected for possible issues. Some cylinders showing signs of leakage. Overall, the functions are working with no hesitation.					

Additional Attachments

Additional Attachment(s)

Additional Attachments

Attachment Type	Generic Fork Set					
Attachment Make	JLG					
Attachment Size / Specs	6' Standard 10k Forks					
Attachment Condition	3 - Normal Wear & Tear					
Attachment Photos						

Functional Test

Functionality Assessment

Functionality Assessment

Engine	3 - Normal Wear & Tear					
Transmission/Drivetrain	3 - Normal Wear & Tear					
Travel (Forward/Reverse/Steering)	3 - Normal Wear & Tear					

Inspection Report (Telehandler)

Brakes	3 - Normal Wear & Tear
Hydraulic System	2 - Above Average Wear & Tear
Comments	Rated a 2 for abnormal sound but hydraulic functions working well
Electric Operating System	3 - Normal Wear & Tear
Controls	3 - Normal Wear & Tear
Safety Systems	3 - Normal Wear & Tear
Core Functions	3 - Normal Wear & Tear
Attachments	3 - Normal Wear & Tear
Overall Functional Test Comments	Overall, this telehandler fires right up and has been performing its work on a daily basis. The machine travels well and the hydraulics are working per operational work expectations.

Overall Assessment

Overall Assessment

Inspection Rating Criteria	Rating Scale	Explanation
	1 - Service Required	Requires immediate repairs to function as expected.
	2 - Above Average Wear & Tear	Exhibits greater wear than expected given age and usage. While operable, further diagnosis may be needed.
	3 - Normal Wear & Tear	Exhibits wear that is consistent with age and usage. Operation is normal, and as expected.
	4 - Very Light or Minimal Wear	Exhibits very minimal wear. Operation is better than expected given age and usage.
	5 - Like New, Recently Replaced	Excellent condition, free of visible wear or damage. Operation is within factory specifications.
Exterior Rating	3 - Normal Wear & Tear	
Interior Rating	3 - Normal Wear & Tear	
Safety Rating	3 - Normal Wear & Tear	
Quality Rating	2 - Above Average Wear & Tear	
Functionality Rating	3 - Normal Wear & Tear	
Overall Rating	3 - Normal Wear & Tear	
What’s Great About the Machine	Machine is a work horse and is powered by a reputable and reliable John Deere engine. The transmission and hydraulics were functioning with no hesitations.	
What Needs Work	Multiple leaks exist. Hydraulic pump making abnormal sounds. Tires may need to be replaced soon.	
Date/Time	09-20-2023	
Inspector Name	Mario Ramirez	