

Inspection Report (Excavator)

General Info

B&B Stock Number	A3848495
Year	2013
Make	John Deere
Model	50D
Serial Number	1FF050DXHCG277239
Hour Meter Reading	4767
Previous Application (e.g., earth moving, mining, demolition, etc)	This machine

Dimensions

A. Length (ft and inches)	18.q2 ft in
B. Width (ft and inches)	6.58 ft in
C. Height (ft and inches)	8.24 ft in
Operational Weight (lbs)	unable to verify

Features and Configuration

Control Station Type	Cab
Travel System	Rubber Track Undercarriage
Bucket	Yes
Bucket Specs	John Deere, Part No. AT316562, Serial No. 1950444
Blade	Yes
Additional Attachment(s)	No
Hydraulic Coupler	No
Auxiliary Hydraulics	Yes
Hydraulic Thumb	No
Heat	No
A/C	No
Radio	No
Backup Camera	No
Grade Control System	No
OMM (Operator & Maintenance Manual)	No
Telematics	No

Exterior Walkaround Photos

360 Walkaround & Operating Video

Walkaround Photos & Operating Video

Inspection Report (Excavator)

Exterior Walkaround Photos	    
Operating Video	Click to Download

General Appearance Inspection Points

General Appearance

General Appearance Photos

Close-up Exterior Photos	    
	   

General Appearance Inspection Points

Inspection Rating Criteria	Rating Scale	Explanation
		1 - Service Required
	2 - Above Average Wear & Tear	Exhibits greater wear than expected given age and usage. While operable, further diagnosis may be needed.
	3 - Normal Wear & Tear	Exhibits wear that is consistent with age and usage. Operation is normal, and as expected.
	4 - Very Light or Minimal Wear	Exhibits very minimal wear. Operation is better than expected given age and usage.
	5 - Like New, Recently Replaced	Excellent condition, free of visible wear or damage. Operation is within factory specifications.
Body Panels	2 - Above Average Wear & Tear	
Body Panel Condition	Some panel misalignment observed, Other (see comments)	
Comments	The engine bay door/panel will not close. It is missing a latch and can not be closed properly	
Doors / Canopy Latches	1 - Service Required	
Doors / Canopy Latches Condition	Bent or damaged frame/components, Loose or missing latches, hinges or handles, Unusable	
Steps / Ladders	3 - Normal Wear & Tear	
Steps / Ladders Condition	Steps/ladders are fully intact and appear structurally sound	
Handrails	3 - Normal Wear & Tear	
Handrails Condition	Handrails are fully intact and appear structurally sound	
Glass	3 - Normal Wear & Tear	
Glass Condition	Glass intact, no visible damage	
Mirrors	0	
Exterior Lights	0	
Overall Exterior	2 - Above Average Wear & Tear	


Inspection Report (Excavator)

Comments	The exterior shows above normal wear and tear
----------	---

Control Station Inspection Points

Control Station

Control Station Photos

Control Station Photos	
------------------------	--

Serial Number Plate	
---------------------	---

Hour Meter/Odometer	
---------------------	--

Seat	3 - Normal Wear & Tear
Seat Condition	Seat(s) have minor surface staining or small tears, Seat belt shows limited functionality or does not secure properly
Cabin Lights	0
Safety Lock Out / Stop	3 - Normal Wear & Tear
Safety Lock Out / Stop Condition	Safety lock out device is present, in good condition, and functional
Controls & Switches	3 - Normal Wear & Tear
Controls & Switches Condition	All switches are installed and functional



Inspection Report (Excavator)

Hour Meter Activity	3 - Normal Wear & Tear
Hour Meter Condition	Hour meter is functional and in good condition
Other Gauge Activity	3 - Normal Wear & Tear
Heater & A/C	0
Travel Alarm	3 - Normal Wear & Tear
Horn	3 - Normal Wear & Tear
Backup Camera	0
Control Station Overall Rating	2 - Above Average Wear & Tear
Control Station Overall Condition	Minor cosmetic wear to cabin surfaces, floors, panels, and ceiling

Engine Inspection Points

Engine

Engine Compartment Photos

Engine Data Plate	
Engine Compartment Photos	
Engine Type (Make, Model, Cylinders, Hp)	Yanmar, 4TNV88-BPHB
Emissions Tier	Undetermined
Engine Serial Number	K2202
Engine Fuel Type	Diesel
Blow-by (Visual Observation Check)	N/A
Unusual Noises (Upon Start-up, Idle, Shutdown)	No
Engine Smoke (Upon Start-up, Idle, Shutdown)	No
Engine Exhaust Color	Clear
Battery	2 - Above Average Wear & Tear

Inspection Report (Excavator)

Battery Condition	Stains & signs of corrosion seen
Radiator	3 - Normal Wear & Tear
Radiator Condition	Radiator fins & components appear to be in good working order, no signs of damage or leaks
Belts	3 - Normal Wear & Tear
Belt Condition	Belts appear in good condition & alignment with proper tension
Hoses	3 - Normal Wear & Tear
Hose Condition	Firm, pliant hoses with no signs of wear or leaks
Water Pump	3 - Normal Wear & Tear
Water Pump Condition	No unusual pump noises heard
Cooling System Leaks	No
Coolant Appearance	2 - Above Average Wear & Tear
Coolant Appearance Notes	Dark, opaque appearance
Oil Leaks	No
Oil Appearance	2 - Above Average Wear & Tear
Oil Appearance Notes	Very dark, black & burnt oil appearance, Appropriate oil level
Fuel Leaks	No
Equipped with DPF (Diesel Particulate Filter)	No
Requires DEF (Diesel Exhaust Fluid)	No
Overall Engine Rating	3 - Normal Wear & Tear
Overall Engine Appearance	Very dirty
Overall Engine Comments	The engine is in working order but the engine and battery are very dirty

Drivetrain Inspection Points

Drivetrain


Drivetrain Inspection Points

Drivetrain Photos	
Hydrostatic Transmission?	N/A
2 Speed?	N/A
Hydrostatic Drive Configuration	Other (see comments)
Comments	unable to verify
Drive	N/A
Transmission Components	3 - Normal Wear & Tear

Inspection Report (Excavator)

Transmission Condition	Good forward and reverse function
Drive Motors	3 - Normal Wear & Tear
Parking Brake	3 - Normal Wear & Tear
Overall Drivetrain Rating	3 - Normal Wear & Tear
Overall Drivetrain Comments	The drivetrain is in good working order

Chassis Inspection Points

Chassis Photos	
Boom Condition	3 - Normal Wear & Tear
Stick Condition	3 - Normal Wear & Tear
Boom Base Pin & Bushings	3 - Normal Wear & Tear
Boom to Stick Pin & Bushings	3 - Normal Wear & Tear
Stick to Bucket Pin & Bushings	3 - Normal Wear & Tear
Turntable Bearing	3 - Normal Wear & Tear
Bottom Covers	3 - Normal Wear & Tear
Overall Chassis	3 - Normal Wear & Tear
Overall Chassis Comments	The chassis is in good working condition

Travel System Inspection Points

Rubber Track Undercarriage

Undercarriage Photos

Undercarriage Photos	
----------------------	--

Inspection Points

Track Width (inches)	15.75in
Track Length (inches)	6.5ft in "on ground"
Roller Frames	3 - Normal Wear & Tear


Inspection Report (Excavator)

Track Belt	3 - Normal Wear & Tear
Rubber Belt Drive Lugs	3 - Normal Wear & Tear
Track Tensioners	3 - Normal Wear & Tear
Front Idlers	3 - Normal Wear & Tear
Rear Idlers	3 - Normal Wear & Tear
Track Rollers	3 - Normal Wear & Tear
Sprockets	3 - Normal Wear & Tear
Overall Undercarriage Rating	3 - Normal Wear & Tear
Left Track Belt - Percent Remaining Estimate	50%
Right Track Belt - Percent Remaining Estimate	50%
Overall Comments	The tracks are in good working order

Hydraulics Overall Inspection Points

Hydraulics Overall




Hydraulic System Inspection Points

Hydraulic System Photos	
Wet or Damp Hydraulic Lines / Fittings	No
Hydraulic Lines/Fittings	3 - Normal Wear & Tear
Hydraulic Lines / Fittings Condition	Hydraulic lines & fittings are clean and in good condition
Hydraulic Pump(s)	3 - Normal Wear & Tear
Unusual Noises	No
Hydraulic Pump Notes	No unusual noises heard during operation













Hydraulic Cylinder Inspection Points

Hydraulic Cylinder Photos	
---------------------------	--

Inspection Report (Excavator)

	  
Mounting Pins	3 - Normal Wear & Tear
Cylinder Oil Leaks	No
Hydraulic System Overall	3 - Normal Wear & Tear
Comments	The hydraulic system is in good working order

Bucket Inspection Points

Attachment Photos	    
	    
	 
Bucket	3 - Normal Wear & Tear
Bucket Teeth	3 - Normal Wear & Tear
Blade	3 - Normal Wear & Tear
Blade Edge	3 - Normal Wear & Tear

Functional Test

Functionality Assessment

Functionality Assessment

Engine	3 - Normal Wear & Tear
Transmission/Drivetrain	3 - Normal Wear & Tear
Travel (Forward/Reverse/Steering)	3 - Normal Wear & Tear
Brakes	3 - Normal Wear & Tear
Hydraulic System	3 - Normal Wear & Tear
Electric Operating System	3 - Normal Wear & Tear
Controls	3 - Normal Wear & Tear
Safety Systems	3 - Normal Wear & Tear
Core Functions	3 - Normal Wear & Tear
Attachments	3 - Normal Wear & Tear
Overall Functional Test Comments	The machine is fully functional

Overall Assessment

Inspection Report (Excavator)

Overall Assessment

Inspection Rating Criteria	Rating Scale	Explanation
	1 - Service Required	Requires immediate repairs to function as expected.
	2 - Above Average Wear & Tear	Exhibits greater wear than expected given age and usage. While operable, further diagnosis may be needed.
	3 - Normal Wear & Tear	Exhibits wear that is consistent with age and usage. Operation is normal, and as expected.
	4 - Very Light or Minimal Wear	Exhibits very minimal wear. Operation is better than expected given age and usage.
	5 - Like New, Recently Replaced	Excellent condition, free of visible wear or damage. Operation is within factory specifications.
Exterior Rating	2 - Above Average Wear & Tear	
Interior Rating	2 - Above Average Wear & Tear	
Safety Rating	3 - Normal Wear & Tear	
Quality Rating	2 - Above Average Wear & Tear	
Functionality Rating	3 - Normal Wear & Tear	
Overall Rating	2 - Above Average Wear & Tear	
Summary Video	Click to Download	
What's Great About the Machine	The machine is fully functional, and it comes with Auxillary hydraulics	
What Needs Work	The exterior displays above normal wear and tear. The interior is dirty and several panels/covers are missing	
Any Additional Info from the Seller?	The machine was used in civil construction	
Date/Time	09-28-2023	
Inspector Name	Steven Mesa	