

Inspection Report (Excavator)

General Info

B&B Stock Number	A9837265
Year	2011
Make	John Deere
Model	135D
Serial Number	1FF135DXHBD302793
Hour Meter Reading	6396.9
Previous Application (e.g., earth moving, mining, demolition, etc)	Earth moving

Features and Configuration

Control Station Type	Cab
Travel System	Track Undercarriage
Bucket	Yes
Bucket Specs	Unable to verify
Blade	No
Additional Attachment(s)	No
Hydraulic Coupler	Yes
Auxiliary Hydraulics	No
Hydraulic Thumb	No
Heat	Yes
A/C	Yes
Radio	Yes
Backup Camera	No
Grade Control System	No
OMM (Operator & Maintenance Manual)	No
Telematics	No

Exterior Walkaround Photos

360 Walkaround & Operating Video

Walkaround Photos & Operating Video

Exterior Walkaround Photos	
----------------------------	--




























Inspection Report (Excavator)

	  	
Operating Video	Click to Download	

General Appearance Inspection Points

General Appearance

General Appearance Photos

Close-up Exterior Photos	    
	    
	    
	    
	    
	 

General Appearance Inspection Points

Inspection Rating Criteria	<table border="1"> <thead> <tr> <th>Rating Scale</th> <th>Explanation</th> </tr> </thead> <tbody> <tr> <td>1 - Service Required</td> <td>Requires immediate repairs to function as expected.</td> </tr> <tr> <td>2 - Above Average Wear & Tear</td> <td>Exhibits greater wear than expected given age and usage. While operable, further diagnosis may be needed.</td> </tr> <tr> <td>3 - Normal Wear & Tear</td> <td>Exhibits wear that is consistent with age and usage. Operation is normal, and as expected.</td> </tr> <tr> <td>4 - Very Light or Minimal Wear</td> <td>Exhibits very minimal wear. Operation is better than expected given age and usage.</td> </tr> <tr> <td>5 - Like New, Recently Replaced</td> <td>Excellent condition, free of visible wear or damage. Operation is within factory specifications.</td> </tr> </tbody> </table>	Rating Scale	Explanation	1 - Service Required	Requires immediate repairs to function as expected.	2 - Above Average Wear & Tear	Exhibits greater wear than expected given age and usage. While operable, further diagnosis may be needed.	3 - Normal Wear & Tear	Exhibits wear that is consistent with age and usage. Operation is normal, and as expected.	4 - Very Light or Minimal Wear	Exhibits very minimal wear. Operation is better than expected given age and usage.	5 - Like New, Recently Replaced	Excellent condition, free of visible wear or damage. Operation is within factory specifications.	
	Rating Scale	Explanation												
	1 - Service Required	Requires immediate repairs to function as expected.												
	2 - Above Average Wear & Tear	Exhibits greater wear than expected given age and usage. While operable, further diagnosis may be needed.												
	3 - Normal Wear & Tear	Exhibits wear that is consistent with age and usage. Operation is normal, and as expected.												
	4 - Very Light or Minimal Wear	Exhibits very minimal wear. Operation is better than expected given age and usage.												
5 - Like New, Recently Replaced	Excellent condition, free of visible wear or damage. Operation is within factory specifications.													
Body Panels	2 - Above Average Wear & Tear													
Body Panel Condition	Visible chipped paint or dents													




















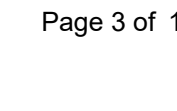
Inspection Report (Excavator)

Doors / Canopy Latches	2 - Above Average Wear & Tear
Doors / Canopy Latches Condition	Intermittent sticking observed on one or more latches/doors
Comments	Door latch sticks
Steps / Ladders	2 - Above Average Wear & Tear
Steps / Ladders Condition	Bent or broken steps or rungs
Handrails	1 - Service Required
Handrails Condition	Bent or broken railings, Other (see comments)
Comments	Entry handrail missing/right side rail bent missing hardware
Glass	3 - Normal Wear & Tear
Mirrors	2 - Above Average Wear & Tear
Mirror Condition	One or more mirrors are broken or missing
Comments	Driver side mirror missing
Exterior Lights	2 - Above Average Wear & Tear
Exterior Lights Condition	One or more exterior lights are non-operational
Comments	Missing head lights
Overall Exterior	2 - Above Average Wear & Tear
Comments	Above average wear and tear. Missing components





Control Station Inspection Points

Control Station

Control Station Photos

Control Station Photos					
					
					
					

Inspection Report (Excavator)

	
	
Serial Number Plate	
Hour Meter/Odometer	
Seat	2 - Above Average Wear & Tear
Seat Condition	Seat(s) has major surface staining or tears, Seat adjustment controls have limited range of motion, Seat belt secures properly
Cabin Lights	1 - Service Required
Cabin Lights Condition	Cabin light system is not operational
Safety Lock Out / Stop	3 - Normal Wear & Tear
Safety Lock Out / Stop Condition	Safety lock out device is present, in good condition, and functional
Controls & Switches	2 - Above Average Wear & Tear
Controls & Switches Condition	One or more switches are inoperative or missing
Hour Meter Activity	3 - Normal Wear & Tear
Hour Meter Condition	Hour meter is functional and in good condition

Inspection Report (Excavator)

Other Gauge Activity	3 - Normal Wear & Tear
Other Gauge Condition	All cockpit gauges are functional and in good condition
Heater & A/C	1 - Service Required
Heater & A/C Condition	Fan vents are not blowing air
Travel Alarm	1 - Service Required
Travel Alarm Condition	System is configured but not operating correctly
Horn	1 - Service Required
Horn Condition	Horn installed but functioning improperly
Backup Camera	0
Control Station Overall Rating	2 - Above Average Wear & Tear
Control Station Overall Condition	Minor cosmetic wear to cabin surfaces, floors, panels, and ceiling

Engine Inspection Points

Engine

Engine Compartment Photos










Engine Data Plate



Engine Compartment Photos



Inspection Report (Excavator)

	    
	   
Engine Type (Make, Model, Cylinders, Hp)	Isuzu
Emissions Tier	Undetermined
Engine Fuel Type	Diesel
Blow-by (Visual Observation Check)	No
Unusual Noises (Upon Start-up, Idle, Shutdown)	Yes
Unusual Noise Notes	Other (see comments)
Comments	Belt screeching
Engine Smoke (Upon Start-up, Idle, Shutdown)	Yes
Engine Smoke Notes	Engine smoke observed upon start up
Engine Exhaust Color	Black
Battery	3 - Normal Wear & Tear
Battery Condition	Dusty & dirty appearance
Radiator	3 - Normal Wear & Tear
Radiator Condition	Radiator fins & components appear to be in good working order, no signs of damage or leaks
Belts	3 - Normal Wear & Tear
Belt Condition	Belts appear in good condition & alignment with proper tension
Hoses	3 - Normal Wear & Tear
Hose Condition	Firm, pliant hoses with no signs of wear or leaks
Water Pump	3 - Normal Wear & Tear
Water Pump Condition	No unusual pump noises heard
Cooling System Leaks	No
Coolant Appearance	3 - Normal Wear & Tear
Coolant Appearance Notes	Normal Translucent appearance, no visual signs of contamination
Oil Leaks	No


Inspection Report (Excavator)

Oil Appearance	3 - Normal Wear & Tear
Oil Appearance Notes	Clean oil appearance, no signs of cross contamination
Fuel Leaks	No
Equipped with DPF (Diesel Particulate Filter)	No
Requires DEF (Diesel Exhaust Fluid)	No
Overall Engine Rating	3 - Normal Wear & Tear
Overall Engine Appearance	Areas of dried seepage seen on engine hoses & components
Overall Engine Comments	Normal wear and tear. No major issues to report


Drivetrain Inspection Points

Drivetrain




















Drivetrain Inspection Points

Drivetrain Photos	
Hydrostatic Transmission?	No
2 Speed?	No
Hydrostatic Drive Configuration	Other (see comments)
Comments	Drive motor
Drive	N/A
Transmission Components	0
Drive Motors	3 - Normal Wear & Tear
Parking Brake	0
Overall Drivetrain Rating	3 - Normal Wear & Tear
Overall Drivetrain Comments	Normal wear and tear. No major issues to report

Chassis Inspection Points

Chassis Photos	
----------------	--

Inspection Report (Excavator)

					
					
					
					
Boom Condition	3 - Normal Wear & Tear				
Stick Condition	2 - Above Average Wear & Tear				
Comments	Dent near bucket pin				
Boom Base Pin & Bushings	2 - Above Average Wear & Tear				
Boom to Stick Pin & Bushings	2 - Above Average Wear & Tear				
Stick to Bucket Pin & Bushings	2 - Above Average Wear & Tear				
Turntable Bearing	3 - Normal Wear & Tear				
Bottom Covers	2 - Above Average Wear & Tear				
Comments	Missing covers				
Overall Chassis	2 - Above Average Wear & Tear				
Overall Chassis Comments	Dent on stick and bushings worn				

Travel System Inspection Points

Track Undercarriage

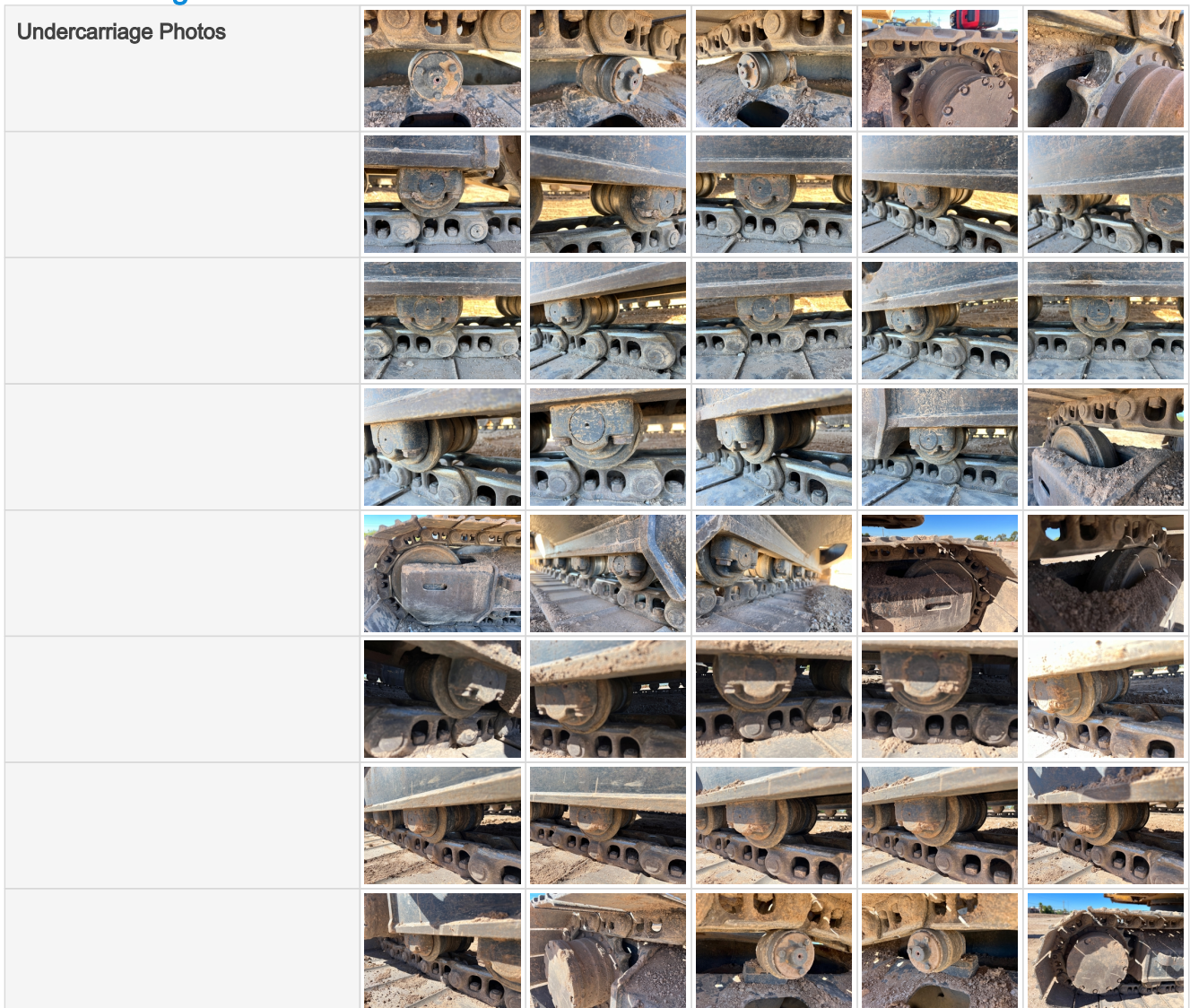
Basic Information

OEM System Configuration (Ex. CAT SystemOne)	Unable to verify
High Drive Configuration	No
Sealed and Lubricated Track Undercarriage (SALT)?	No
Oil Filled?	No
Grease Filled?	Yes
Low Ground Pressure (LGP)?	No
Track Shoe Width (inches)	24"

Inspection Report (Excavator)

Length of Track on Ground (ft and inches)	9' 9"
Number of Carrier Rollers (per side)	1
Number of Rollers (per side)	7
Number of Shoes (per side)	44

Undercarriage Photos



Undercarriage Inspection Points

Sprocket Teeth	2 - Above Average Wear & Tear
Comments	Worn
Track Bushings	2 - Above Average Wear & Tear
Track Frames	3 - Normal Wear & Tear
Pivot Shafts	0


Inspection Report (Excavator)

Equalizer Bar & Joints	0
Front Idler	3 - Normal Wear & Tear
Track Tensioner	3 - Normal Wear & Tear
Track links	3 - Normal Wear & Tear
Bottom Rollers	2 - Above Average Wear & Tear
Comments	Worn
Carrier Rollers	2 - Above Average Wear & Tear
Comments	Worn
Overall Undercarriage	3 - Normal Wear & Tear
Overall Percent Estimate	30%
Overall Undercarriage Comments	Above average wear and tear


Hydraulics Overall Inspection Points

Hydraulics Overall



Hydraulic System Inspection Points

Hydraulic System Photos	
Wet or Damp Hydraulic Lines / Fittings	No
Hydraulic Lines/Fittings	3 - Normal Wear & Tear
Hydraulic Lines / Fittings Condition	Hydraulic lines & fittings are clean and in good condition
Hydraulic Pump(s)	3 - Normal Wear & Tear
Unusual Noises	No
Hydraulic Pump Notes	No unusual noises heard during operation

Hydraulic Cylinder Inspection Points

Hydraulic Cylinder Photos	
---------------------------	--

Inspection Report (Excavator)

	 	
Mounting Pins	3 - Normal Wear & Tear	
Cylinder Oil Leaks	No	
Hydraulic System Overall	3 - Normal Wear & Tear	

Bucket Inspection Points

Attachment Photos	    	
	    	
Bucket	3 - Normal Wear & Tear	
Bucket Teeth	3 - Normal Wear & Tear	
Blade	0	
Blade Edge	0	

Functional Test

Functionality Assessment

Functionality Assessment

Engine	3 - Normal Wear & Tear
Transmission/Drivetrain	3 - Normal Wear & Tear
Travel (Forward/Reverse/Steering)	3 - Normal Wear & Tear
Brakes	0
Hydraulic System	3 - Normal Wear & Tear
Electric Operating System	3 - Normal Wear & Tear
Controls	3 - Normal Wear & Tear
Safety Systems	3 - Normal Wear & Tear
Core Functions	3 - Normal Wear & Tear
Attachments	3 - Normal Wear & Tear
Overall Functional Test Comments	Normal wear and tear. No major issues to report

Overall Assessment

Overall Assessment

Inspection Report (Excavator)

Inspection Rating Criteria	Rating Scale	Explanation
	1 - Service Required	Requires immediate repairs to function as expected.
	2 - Above Average Wear & Tear	Exhibits greater wear than expected given age and usage. While operable, further diagnosis may be needed.
	3 - Normal Wear & Tear	Exhibits wear that is consistent with age and usage. Operation is normal, and as expected.
	4 - Very Light or Minimal Wear	Exhibits very minimal wear. Operation is better than expected given age and usage.
	5 - Like New, Recently Replaced	Excellent condition, free of visible wear or damage. Operation is within factory specifications.
Exterior Rating	2 - Above Average Wear & Tear	
Interior Rating	2 - Above Average Wear & Tear	
Safety Rating	3 - Normal Wear & Tear	
Quality Rating	3 - Normal Wear & Tear	
Functionality Rating	3 - Normal Wear & Tear	
Overall Rating	3 - Normal Wear & Tear	
Summary Video	Click to Download	
What's Great About the Machine	<ul style="list-style-type: none"> -started right up -no abnormal noises heard 	
What Needs Work	<ul style="list-style-type: none"> -missing components in the cab and on the exterior -worn tracks -worn seat 	
Date/Time	10-27-2023	
Inspector Name	Javier Bocanegra	