

Inspection Report (Wheel Loader)

General Info

B&B Stock Number	A5910166
Year	2015
Make	John Deere
Model	544K
Serial Number	1DW544KZTFE667146
Hour Meter Reading	8144
Previous Application (e.g., earth moving, mining, demolition, etc)	The machine was used as rental equipment

Dimensions

A. Length (ft and inches)	29ft 7.5in
B. Width (ft and inches)	8ft 1in
C. Height (ft and inches)	10ft 9in
D. Attachment Width (ft and inches)	8ft 11in
Operational Weight (lbs)	unable to verify

Features and Configuration

Control Station Type	Canopy
Bucket	No
Auxiliary Hydraulics	No
Quick Coupler	Yes
Heat	Yes
A/C	Yes
Radio	Yes
Backup Camera	No
OMM (Operator & Maintenance Manual)	No
Telematics	No





Exterior 360 Walkaround

360 Walkaround & Operating Video

Walkaround Photos & Operating Video

Exterior Walkaround Photos	
----------------------------	--

Inspection Report (Wheel Loader)

	   	
Operating Video	Click to Download	

General Appearance Inspection Points

General Appearance

General Appearance Photos

Close-up Exterior Photos	    
	    
	 

General Appearance Inspection Points

Inspection Rating Criteria	Rating Scale	Explanation
	1 - Service Required	Requires immediate repairs to function as expected.
	2 - Above Average Wear & Tear	Exhibits greater wear than expected given age and usage. While operable, further diagnosis may be needed.
	3 - Normal Wear & Tear	Exhibits wear that is consistent with age and usage. Operation is normal, and as expected.
	4 - Very Light or Minimal Wear	Exhibits very minimal wear. Operation is better than expected given age and usage.
	5 - Like New, Recently Replaced	Excellent condition, free of visible wear or damage. Operation is within factory specifications.
Body Panels	3 - Normal Wear & Tear	
Body Panel Condition	Visible chipped paint or dents, Some panel misalignment observed	
Doors / Canopy Latches	3 - Normal Wear & Tear	
Doors / Canopy Latches Condition	No visible damage	
Steps / Ladders	3 - Normal Wear & Tear	
Steps / Ladders Condition	Steps/ladders are fully intact and appear structurally sound	
Handrails	3 - Normal Wear & Tear	
Handrails Condition	Handrails are fully intact and appear structurally sound	
Glass	3 - Normal Wear & Tear	
Glass Condition	Glass intact, no visible damage	
Mirrors	3 - Normal Wear & Tear	
Mirror Condition	Mirrors present and intact, no visible damage	




Inspection Report (Wheel Loader)

Exterior Lights	3 - Normal Wear & Tear
Exterior Lights Condition	One or more exterior lights are non-operational
Overall Exterior	3 - Normal Wear & Tear
Comments	The right-hand side engine bay door is bent and does not latch shut.

Control Station Inspection Points

Control Station

Control Station Photos

Control Station Photos	
Serial Number Plate	
Hour Meter/Odometer	
Seat	3 - Normal Wear & Tear
Seat Condition	Seat(s) have minor surface staining or small tears, Seat adjustment controls have limited range of motion, Seat belt secures properly, Seat belt is intact and in good condition
Cabin Lights	0

Inspection Report (Wheel Loader)

Safety Lock Out / Stop	3 - Normal Wear & Tear
Safety Lock Out / Stop Condition	Safety lock out device is present, in good condition, and functional
Controls & Switches	3 - Normal Wear & Tear
Controls & Switches Condition	All switches are installed and functional
Hour Meter Activity	3 - Normal Wear & Tear
Hour Meter Condition	Hour meter is functional and in good condition
Other Gauge Activity	3 - Normal Wear & Tear
Other Gauge Condition	All cockpit gauges are functional and in good condition
Heater & A/C	2 - Above Average Wear & Tear
Heater & A/C Condition	Other (see comments)
Comments	The AC does not blow out as cold as it should. A strange noise can be heard when the ac is turned on
Travel Alarm	3 - Normal Wear & Tear
Travel Alarm Condition	Travel alarm is installed and functioning as expected
Horn	3 - Normal Wear & Tear
Horn Condition	Horn is installed and functioning as expected
Backup Camera	0
Control Station Overall Rating	3 - Normal Wear & Tear
Control Station Overall Condition	Minor cosmetic wear to cabin surfaces, floors, panels, and ceiling
Comments	A odd sound is heard when the AC is turned on.








Engine Inspection Points

Engine

Engine Compartment Photos

Engine Data Plate	
Engine Compartment Photos	

Inspection Report (Wheel Loader)

	    
	 
Engine Type (Make, Model, Cylinders, Hp)	John Deere
Emissions Tier	Undetermined
Engine Serial Number	PE6068R098505
Engine Fuel Type	Diesel
Blow-by (Visual Observation Check)	No
Unusual Noises (Upon Start-up, Idle, Shutdown)	No
Engine Smoke (Upon Start-up, Idle, Shutdown)	No
Engine Exhaust Color	Clear
Battery	3 - Normal Wear & Tear
Battery Condition	Like new, recently replaced
Radiator	3 - Normal Wear & Tear
Radiator Condition	Radiator fins & components appear to be in good working order, no signs of damage or leaks
Belts	3 - Normal Wear & Tear
Belt Condition	Belts appear in good condition & alignment with proper tension
Hoses	3 - Normal Wear & Tear
Hose Condition	Firm, pliant hoses with no signs of wear or leaks
Water Pump	3 - Normal Wear & Tear
Water Pump Condition	No unusual pump noises heard
Cooling System Leaks	No
Coolant Appearance	3 - Normal Wear & Tear
Coolant Appearance Notes	Normal Translucent appearance, no visual signs of contamination
Oil Leaks	No
Oil Appearance	3 - Normal Wear & Tear
Oil Appearance Notes	Very dark, black & burnt oil appearance
Fuel Leaks	No
Equipped with DPF (Diesel Particulate Filter)	No


Inspection Report (Wheel Loader)

Requires DEF (Diesel Exhaust Fluid)	No
Overall Engine Rating	3 - Normal Wear & Tear
Overall Engine Appearance	Dusty & dry
Overall Engine Comments	The engine is in good operating condition

Drivetrain Inspection Points

Drivetrain


Drivetrain Inspection Points

Drivetrain Photos	
Hydrostatic Transmission?	No
2 Speed?	No
Hydrostatic Drive Configuration	Other (see comments)
Comments	unable to verify
Transmission Info (Make/Model/Speeds)	unable to verify
Drive	Other (see comments)
Other Drive Type	2WD with a differential lock.
Transmission Components	3 - Normal Wear & Tear
Transmission Condition	Good forward and reverse function
Drive Motors	3 - Normal Wear & Tear
Parking Brake	3 - Normal Wear & Tear
Parking Brake Function	Good brake function
Overall Drivetrain Rating	3 - Normal Wear & Tear
Overall Drivetrain Comments	The drivetrain is in good working order

Chassis Inspection Points

Chassis Photos	
----------------	---




Inspection Report (Wheel Loader)

	
Frame	3 - Normal Wear & Tear
Stance	3 - Normal Wear & Tear
Front Axle Appearance	3 - Normal Wear & Tear
Rear Axle Appearance	3 - Normal Wear & Tear
Articulating Center Pin Appearance	3 - Normal Wear & Tear
Lift Arm	3 - Normal Wear & Tear
Chassis to Arm Pins	3 - Normal Wear & Tear
Tilt Linkage	3 - Normal Wear & Tear
Tilt Linkage Pins and Bushings	3 - Normal Wear & Tear
Quick Coupler	0
Quick Coupler to Arms Pins	0
Overall Chassis	3 - Normal Wear & Tear

Wheels & Tires Inspection Points

Wheels & Tires

Wheels & Tires Inspection Points

Wheels & Hubs	3
Wheel Seal Leaks	No
Tire Brand	Bridgestone and Galaxy
Tire Size	20.5R25
Front Left Tire - Ratio Remaining	30%
Front Left Tire Photos	
Front Right Tire - Ratio Remaining	70%
Front Right Tire Photos	
Rear Right Tire - Ratio Remaining	10%
Rear Right Tire Photos	
Rear Left Tire - Ratio Remaining	10%







Inspection Report (Wheel Loader)

Rear Left Tire Photos			
-----------------------	---	---	--










Hydraulics Overall Inspection Points

Hydraulics Overall

Hydraulic System Inspection Points

Hydraulic System Photos					
					
Wet or Damp Hydraulic Lines / Fittings	No				
Hydraulic Lines/Fittings	3 - Normal Wear & Tear				
Hydraulic Lines / Fittings Condition	Hydraulic lines & fittings are clean and in good condition				
Hydraulic Pump(s)	3 - Normal Wear & Tear				
Unusual Noises	No				
Hydraulic Pump Notes	No unusual noises heard during operation				

Hydraulic Cylinder Inspection Points

Hydraulic Cylinder Photos					
					
Mounting Pins	3 - Normal Wear & Tear				
Cylinder Oil Leaks	No				
Hydraulic System Overall	3 - Normal Wear & Tear				

Attachment Inspection Points

Attachments

Additional Attachments

Attachment Type	Forks
Attachment Make	unable to verify
Attachment Size / Specs	8ft 1in wide, Forks are 7ft 11.5in
Attachment Condition	3 - Normal Wear & Tear
Comments	The attachment is in good working order

Inspection Report (Wheel Loader)

Attachment Photos					
-------------------	---	---	--	---	--

Functional Test

Functionality Assessment

Functionality Assessment

Engine	3 - Normal Wear & Tear
Transmission/Drivetrain	3 - Normal Wear & Tear
Travel (Forward/Reverse/Steering)	3 - Normal Wear & Tear
Brakes	3 - Normal Wear & Tear
Hydraulic System	3 - Normal Wear & Tear
Electric Operating System	3 - Normal Wear & Tear
Controls	3 - Normal Wear & Tear
Safety Systems	3 - Normal Wear & Tear
Core Functions	3 - Normal Wear & Tear
Attachments	3 - Normal Wear & Tear
Overall Functional Test Comments	The machine is fully functional

Overall Assessment

Overall Assessment

Inspection Rating Criteria	<table border="1"> <thead> <tr> <th data-bbox="531 1308 831 1350">Rating Scale</th> <th data-bbox="831 1308 1129 1350">Explanation</th> </tr> </thead> <tbody> <tr> <td data-bbox="531 1350 831 1413">1 - Service Required</td> <td data-bbox="831 1350 1129 1413">Requires immediate repairs to function as expected.</td> </tr> <tr> <td data-bbox="531 1413 831 1476">2 - Above Average Wear & Tear</td> <td data-bbox="831 1413 1129 1476">Exhibits greater wear than expected given age and usage. While operable, further diagnosis may be needed.</td> </tr> <tr> <td data-bbox="531 1476 831 1538">3 - Normal Wear & Tear</td> <td data-bbox="831 1476 1129 1538">Exhibits wear that is consistent with age and usage. Operation is normal, and as expected.</td> </tr> <tr> <td data-bbox="531 1538 831 1601">4 - Very Light or Minimal Wear</td> <td data-bbox="831 1538 1129 1601">Exhibits very minimal wear. Operation is better than expected given age and usage.</td> </tr> <tr> <td data-bbox="531 1601 831 1664">5 - Like New, Recently Replaced</td> <td data-bbox="831 1601 1129 1664">Excellent condition, free of visible wear or damage. Operation is within factory specifications.</td> </tr> </tbody> </table>	Rating Scale	Explanation	1 - Service Required	Requires immediate repairs to function as expected.	2 - Above Average Wear & Tear	Exhibits greater wear than expected given age and usage. While operable, further diagnosis may be needed.	3 - Normal Wear & Tear	Exhibits wear that is consistent with age and usage. Operation is normal, and as expected.	4 - Very Light or Minimal Wear	Exhibits very minimal wear. Operation is better than expected given age and usage.	5 - Like New, Recently Replaced	Excellent condition, free of visible wear or damage. Operation is within factory specifications.	
	Rating Scale	Explanation												
	1 - Service Required	Requires immediate repairs to function as expected.												
	2 - Above Average Wear & Tear	Exhibits greater wear than expected given age and usage. While operable, further diagnosis may be needed.												
	3 - Normal Wear & Tear	Exhibits wear that is consistent with age and usage. Operation is normal, and as expected.												
	4 - Very Light or Minimal Wear	Exhibits very minimal wear. Operation is better than expected given age and usage.												
5 - Like New, Recently Replaced	Excellent condition, free of visible wear or damage. Operation is within factory specifications.													
Exterior Rating	3 - Normal Wear & Tear													
Interior Rating	3 - Normal Wear & Tear													
Safety Rating	3 - Normal Wear & Tear													
Quality Rating	3 - Normal Wear & Tear													
Functionality Rating	3 - Normal Wear & Tear													
Overall Rating	3 - Normal Wear & Tear													
Summary Video	Click to Download													
What's Great About the Machine	The machine is in good operating condition and is fully operational													



Inspection Report (Wheel Loader)

What Needs Work	An odd sound was heard from AC when it was turned on. The AC is not as cold as it should be.
Any Additional Info from the Seller?	This machine was used as rental equipment
Date/Time	11-07-2023
Inspector Name	Steven Mesa