

## Inspection Report (Off-Highway Carrier or Service)

### General Info

B&B Stock Number	A2964922
Year	2017
Make	John Deere
Model	460E
Serial Number	1DW460ETAHF681396
Hour Meter Reading	5974.1
Previous Application (e.g., earth moving, mining, demolition, etc)	This machine was previously used in civil construction

### Dimensions

A. Length (ft and inches)	35.47 ft in
B. Width (ft and inches)	11.3 ft in
C. Height (ft and inches)	12.8 ft in
Operational Weight (lbs)	Payload 92,195.2lb, Gross weight 163,223.7lb, Net Weight 71,028.6lb











### Features and Configuration

Control Station Type	Cab
Travel System	Wheels
Additional Attachment(s)	No
Heat	Yes
A/C	Yes
Radio	Yes
Backup Camera	No
Grade Control System	No
OMM (Operator & Maintenance Manual)	No
Telematics	No

### Exterior Walkaround Photos

#### 360 Walkaround & Operating Video

#### Walkaround Photos & Operating Video

Exterior Walkaround Photos					
					



















## Inspection Report (Off-Highway Carrier or Service)

Operating Video	<a href="#">Click to Download</a>
-----------------	-----------------------------------

### General Appearance Inspection Points

#### General Appearance

#### General Appearance Photos

Close-up Exterior Photos					 <p>The front windshield is cracked, and a crack was seen on the hood. The hood is still fully functional and operational. It latches completely and closes without issues.</p>
					
					
					

### General Appearance Inspection Points

Inspection Rating Criteria	<table border="1"> <thead> <tr> <th>Rating Scale</th> <th>Explanation</th> </tr> </thead> <tbody> <tr> <td>1 - Service Required</td> <td>Requires immediate repairs to function as expected.</td> </tr> <tr> <td>2 - Above Average Wear &amp; Tear</td> <td>Exhibits greater wear than expected given age and usage. While operable, further diagnosis may be needed.</td> </tr> <tr> <td>3 - Normal Wear &amp; Tear</td> <td>Exhibits wear that is consistent with age and usage. Operation is normal, and as expected.</td> </tr> <tr> <td>4 - Very Light or Minimal Wear</td> <td>Exhibits very minimal wear. Operation is better than expected given age and usage.</td> </tr> <tr> <td>5 - Like New, Recently Replaced</td> <td>Excellent condition, free of visible wear or damage. Operation is within factory specifications.</td> </tr> </tbody> </table>	Rating Scale	Explanation	1 - Service Required	Requires immediate repairs to function as expected.	2 - Above Average Wear & Tear	Exhibits greater wear than expected given age and usage. While operable, further diagnosis may be needed.	3 - Normal Wear & Tear	Exhibits wear that is consistent with age and usage. Operation is normal, and as expected.	4 - Very Light or Minimal Wear	Exhibits very minimal wear. Operation is better than expected given age and usage.	5 - Like New, Recently Replaced	Excellent condition, free of visible wear or damage. Operation is within factory specifications.	
Rating Scale	Explanation													
1 - Service Required	Requires immediate repairs to function as expected.													
2 - Above Average Wear & Tear	Exhibits greater wear than expected given age and usage. While operable, further diagnosis may be needed.													
3 - Normal Wear & Tear	Exhibits wear that is consistent with age and usage. Operation is normal, and as expected.													
4 - Very Light or Minimal Wear	Exhibits very minimal wear. Operation is better than expected given age and usage.													
5 - Like New, Recently Replaced	Excellent condition, free of visible wear or damage. Operation is within factory specifications.													
Body Panels	3 - Normal Wear & Tear													
Body Panel Condition	Some panel misalignment observed, Large dents or cracks, Other (see comments)													
Comments	A crack was seen on the hood. The hood is still fully functional.													
















## Inspection Report (Off-Highway Carrier or Service)

Doors / Canopy Latches	3 - Normal Wear & Tear
Doors / Canopy Latches Condition	No visible damage
Steps / Ladders	3 - Normal Wear & Tear
Steps / Ladders Condition	Steps/ladders are fully intact and appear structurally sound
Handrails	3 - Normal Wear & Tear
Handrails Condition	Handrails are fully intact and appear structurally sound
Glass	2 - Above Average Wear & Tear
Glass Condition	Glass is broken or shattered, Other (see comments)
Comments	The front windshield is cracked in more than 1 place
Mirrors	3 - Normal Wear & Tear
Exterior Lights	3 - Normal Wear & Tear
Overall Exterior	3 - Normal Wear & Tear
Comments	Some damage in the front hood can see fiber glass the rest is good.



### Control Station Inspection Points

#### Control Station

#### Control Station Photos

Control Station Photos					
					
					<p>This is a wire that's meant to hold up the backrest of the seat. Without the wire, the seat folds shut.</p>
					

## Inspection Report (Off-Highway Carrier or Service)

Serial Number Plate	
Hour Meter/Odometer	
Seat	3 - Normal Wear & Tear
Seat Condition	Seat(s) have minor surface staining or small tears, Seat adjustment controls move through full range of travel, Seat belt secures properly, Seat belt is intact and in good condition
Comments	The operators seat is fine. on the passengers chair the backrest needs to be held in place by a wire.
Cabin Lights	3 - Normal Wear & Tear
Cabin Lights Condition	Cabin lights are installed with all light covers in place, bulbs are installed and working properly
Safety Lock Out / Stop	3 - Normal Wear & Tear
Safety Lock Out / Stop Condition	Safety lock out device is present, in good condition, and functional
Controls & Switches	3 - Normal Wear & Tear
Controls & Switches Condition	All switches are installed and functional
Hour Meter Activity	3 - Normal Wear & Tear
Hour Meter Condition	Hour meter is functional and in good condition
Other Gauge Activity	3 - Normal Wear & Tear
Other Gauge Condition	All cockpit gauges are functional and in good condition
Heater & A/C	3 - Normal Wear & Tear





## Inspection Report (Off-Highway Carrier or Service)

Heater & A/C Condition	A/C Blows cool - noticeably cooler than air temp
Travel Alarm	3 - Normal Wear & Tear
Travel Alarm Condition	Travel alarm is installed and functioning as expected
Horn	3 - Normal Wear & Tear
Horn Condition	Horn is installed and functioning as expected
Backup Camera	2 - Above Average Wear & Tear
Backup Camera Condition	Back up camera is installed but inoperative or has reduced functionality
Comments	The backup camera screen is blue. The cause of the issue was not known.
Control Station Overall Rating	3 - Normal Wear & Tear
Control Station Overall Condition	Minor cosmetic wear to cabin surfaces, floors, panels, and ceiling

## Engine Inspection Points

### Engine

### Engine Compartment Photos

Engine Data Plate					
Engine Compartment Photos					

## Inspection Report (Off-Highway Carrier or Service)

Engine Type (Make, Model, Cylinders, Hp)	John Deere, PowerTech 6135, 481 Hp
Emissions Tier	Tier 4F
Engine Serial Number	unable to verify
Engine Fuel Type	Diesel
Blow-by (Visual Observation Check)	Yes
Unusual Noises (Upon Start-up, Idle, Shutdown)	No
Engine Smoke (Upon Start-up, Idle, Shutdown)	No
Engine Exhaust Color	Clear
Battery	3 - Normal Wear & Tear
Battery Condition	Dusty & dirty appearance
Radiator	3 - Normal Wear & Tear
Radiator Condition	Radiator fins & components appear to be in good working order, no signs of damage or leaks
Belts	3 - Normal Wear & Tear
Belt Condition	Belts appear in good condition & alignment with proper tension
Hoses	3 - Normal Wear & Tear
Hose Condition	Firm, pliant hoses with no signs of wear or leaks
Water Pump	3 - Normal Wear & Tear
Water Pump Condition	No unusual pump noises heard
Cooling System Leaks	No
Coolant Appearance	3 - Normal Wear & Tear
Coolant Appearance Notes	Normal Translucent appearance, no visual signs of contamination
Oil Leaks	No
Oil Appearance	3 - Normal Wear & Tear
Oil Appearance Notes	Appropriate oil level, Very dark, black & burnt oil appearance
Fuel Leaks	No
Equipped with DPF (Diesel Particulate Filter)	Yes
DPF Condition	3 - Normal Wear & Tear
DPF Condition Notes	Filter housing is intact with no signs of damage or malfunction, DPF indicator is not illuminated
Requires DEF (Diesel Exhaust Fluid)	Yes
DEF Tank	3 - Normal Wear & Tear


## Inspection Report (Off-Highway Carrier or Service)

DEF Tank Condition	Area around DEF tank cap is clean, fluid is clear & appears free of contaminants
Overall Engine Rating	3 - Normal Wear & Tear
Overall Engine Appearance	Dusty & dry
Overall Engine Comments	The right-hand side radiator had some dented fins on it. The engine started right up and is fully functional.

### Drivetrain Inspection Points

#### Drivetrain

### Drivetrain Inspection Points






























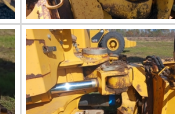
Drivetrain Photos	
Hydrostatic Transmission?	N/A
2 Speed?	N/A
Drive Type	Other (see comments)
Other Drive Type	6x4 with differential lock for the 2 front tires
Transmission Components	3 - Normal Wear & Tear
Transmission Condition	Good forward and reverse function, No unusual noises or vibrations, Other (see comments)
Comments	Transmission type - Countershaft, Final Drive - Planetary - Outboard. The transmission is hydraulic, and ZF is the manufacturer
Drive Motors	0
Parking Brake	3 - Normal Wear & Tear
Parking Brake Function	Good brake function
Overall Drivetrain Rating	3 - Normal Wear & Tear
Overall Drivetrain Comments	The drivetrain is fully functional

### Chassis Inspection Points

Chassis Photos	
----------------	--





## Inspection Report (Off-Highway Carrier or Service)

					
					
					
					
					
					
<b>Turntable Bearing</b>	3 - Normal Wear & Tear				
<b>Frame</b>	3 - Normal Wear & Tear				
<b>Bottom Covers</b>	3 - Normal Wear & Tear				
<b>Carrier Body</b>	3 - Normal Wear & Tear				
<b>Overall Chassis</b>	3 - Normal Wear & Tear				
<b>Overall Chassis Comments</b>	The chassis is in good condition				

## Travel System Inspection Points















### Wheels & Tires

### Wheels & Tires Inspection Points

<b>Wheels &amp; Hubs</b>	3 - Normal Wear & Tear	
<b>Comments</b>	the truck is a 4x6 with differential lock	
<b>Wheel Seal Leaks</b>	No	
<b>Tire Brand</b>	Michelin	
<b>Tire Size</b>	875/65 R29	
<b>Front Left Tire - Ratio Remaining</b>	70%	
<b>Front Left Tire Photos</b>		
<b>Front Right Tire - Ratio Remaining</b>	70%	





















## Inspection Report (Off-Highway Carrier or Service)

Front Right Tire Photos					
Rear Right Tire - Ratio Remaining	70%				
Rear Right Tire Photos					
					
Rear Left Tire - Ratio Remaining	70%				
Rear Left Tire Photos					
					

## Hydraulics Overall Inspection Points







### Hydraulics Overall

### Hydraulic System Inspection Points

Hydraulic System Photos					
					
					
					
Wet or Damp Hydraulic Lines / Fittings	No				
Hydraulic Lines/Fittings	3 - Normal Wear & Tear				
Hydraulic Lines / Fittings Condition	Hydraulic lines & fittings are clean and in good condition				
Hydraulic Pump(s)	3 - Normal Wear & Tear				
Unusual Noises	No				
Hydraulic Pump Notes	No unusual noises heard during operation				

## Hydraulic Cylinder Inspection Points





## Inspection Report (Off-Highway Carrier or Service)

Hydraulic Cylinder Photos	    
	
Mounting Pins	3 - Normal Wear & Tear
Cylinder Oil Leaks	No
Comments	small areas of rust were seen on the hydraulic cylinders
Hydraulic System Overall	3 - Normal Wear & Tear

## Additional Attachment Inspection Points

### Additional Attachment(s)

### Additional Attachments

Attachment Type	Bed
Attachment Make	John Deere
Attachment Size / Specs	Struck capacity 26.9yd <sup>3</sup> , Heaped capacity 33.4yd <sup>3</sup>
Attachment Condition	3 - Normal Wear & Tear
Comments	The dump angle is 70 degrees
Attachment Photos	   

## Functional Test

### Functionality Assessment

### Functionality Assessment

Engine	3 - Normal Wear & Tear
Transmission/Drivetrain	3 - Normal Wear & Tear
Travel (Forward/Reverse/Steering)	3 - Normal Wear & Tear
Brakes	3 - Normal Wear & Tear
Hydraulic System	3 - Normal Wear & Tear
Electric Operating System	0
Controls	3 - Normal Wear & Tear
Safety Systems	3 - Normal Wear & Tear
Core Functions	3 - Normal Wear & Tear
Attachments	3 - Normal Wear & Tear
Overall Functional Test Comments	The machine is fully functional

## Inspection Report (Off-Highway Carrier or Service)

### Overall Assessment

#### Overall Assessment

Inspection Rating Criteria	Rating Scale	Explanation
	1 - Service Required	Requires immediate repairs to function as expected.
	2 - Above Average Wear & Tear	Exhibits greater wear than expected given age and usage. While operable, further diagnosis may be needed.
	3 - Normal Wear & Tear	Exhibits wear that is consistent with age and usage. Operation is normal, and as expected.
	4 - Very Light or Minimal Wear	Exhibits very minimal wear. Operation is better than expected given age and usage.
	5 - Like New, Recently Replaced	Excellent condition, free of visible wear or damage. Operation is within factory specifications.
Exterior Rating	3 - Normal Wear & Tear	
Interior Rating	3 - Normal Wear & Tear	
Safety Rating	3 - Normal Wear & Tear	
Quality Rating	3 - Normal Wear & Tear	
Functionality Rating	3 - Normal Wear & Tear	
Overall Rating	3 - Normal Wear & Tear	
Summary Video	<a href="#">Click to Download</a>	
What's Great About the Machine	The engine was recently replaced.	
What Needs Work	The ac kicks in and out at times.	
Any Additional Info from the Seller?	This machine was used in civil construction	
Date/Time	12-19-2023	
Inspector Name	Steven Mesa	