

Inspection Report (Off-Highway Carrier or Service)

General Info

B&B Stock Number	A7724951
Year	2016
Make	John Deere
Model	410E
Serial Number	1DW410ETVGF677084
Hour Meter Reading	7287.0
Previous Application (e.g., earth moving, mining, demolition, etc)	This machine was used in civil construction

Dimensions

A. Length (ft and inches)	35.37 ft in
B. Width (ft and inches)	11.3 ft in
C. Height (ft and inches)	12.8ft in
Operational Weight (lbs)	Payload 82,157.5lb, Gross Weight 152,381.4lb, Net Weight 70,223.9lb, Total Empty 70,224lb, Total Loaded 152,381lb










Features and Configuration

Control Station Type	Cab
Travel System	Wheels
Additional Attachment(s)	No
Heat	Yes
A/C	Yes
Radio	Yes
Backup Camera	No
Grade Control System	No
OMM (Operator & Maintenance Manual)	No
Telematics	No

Exterior Walkaround Photos

360 Walkaround & Operating Video

Walkaround Photos & Operating Video

Exterior Walkaround Photos					
					






































Inspection Report (Off-Highway Carrier or Service)

Operating Video	Click to Download
-----------------	-----------------------------------

General Appearance Inspection Points

General Appearance

General Appearance Photos

Close-up Exterior Photos					
					
		Cracked rear view mirror			Hydraulic leak seen on driver side steering Hydraulic cylinder.
					
			rusted fittings and lines		
					
		above normal wear and tear			
					
		above normal amount of rust on dump body			
					
					
					

General Appearance Inspection Points



Inspection Report (Off-Highway Carrier or Service)

Inspection Rating Criteria	Rating Scale	Explanation
	1 - Service Required	Requires immediate repairs to function as expected.
	2 - Above Average Wear & Tear	Exhibits greater wear than expected given age and usage. While operable, further diagnosis may be needed.
	3 - Normal Wear & Tear	Exhibits wear that is consistent with age and usage. Operation is normal, and as expected.
	4 - Very Light or Minimal Wear	Exhibits very minimal wear. Operation is better than expected given age and usage.
	5 - Like New, Recently Replaced	Excellent condition, free of visible wear or damage. Operation is within factory specifications.
Body Panels	2 - Above Average Wear & Tear	
Body Panel Condition	Visible chipped paint or dents, Areas of surface rust observed	
Doors / Canopy Latches	3 - Normal Wear & Tear	
Doors / Canopy Latches Condition	No visible damage	
Steps / Ladders	3 - Normal Wear & Tear	
Steps / Ladders Condition	Steps/ladders are fully intact and appear structurally sound, Other (see comments)	
Comments	areas of rust were seen on the steps	
Handrails	3 - Normal Wear & Tear	
Handrails Condition	Handrails are fully intact and appear structurally sound	
Glass	3 - Normal Wear & Tear	
Glass Condition	Minor chips or cracks observed	
Mirrors	3 - Normal Wear & Tear	
Exterior Lights	3 - Normal Wear & Tear	
Exterior Lights Condition	One or more exterior lights are non-operational	
Overall Exterior	3 - Normal Wear & Tear	
Comments	Areas of rust were seen around the dump bed and articulating joint, but overall the exterior is in good condition.	





Control Station Inspection Points

Control Station

Control Station Photos

Control Station Photos					
					The screen to the backup camera is blue. the reason was not known.

Inspection Report (Off-Highway Carrier or Service)

	 <p>Left hand side mirror is cracked.</p>
	
	
Serial Number Plate	
Hour Meter/Odometer	
Seat	3 - Normal Wear & Tear
Seat Condition	Seat(s) have minor surface staining or small tears, Seat adjustment controls move through full range of travel, Seat belt secures properly, Seat belt is intact and in good condition
Cabin Lights	3 - Normal Wear & Tear
Cabin Lights Condition	One or more light cover or bulb is missing, lighting system is operational
Safety Lock Out / Stop	3 - Normal Wear & Tear
Safety Lock Out / Stop Condition	Safety lock out device is present, in good condition, and functional



Inspection Report (Off-Highway Carrier or Service)

Controls & Switches	3 - Normal Wear & Tear
Controls & Switches Condition	All switches are installed and functional
Hour Meter Activity	3 - Normal Wear & Tear
Hour Meter Condition	Hour meter is functional and in good condition
Other Gauge Activity	3 - Normal Wear & Tear
Other Gauge Condition	All cockpit gauges are functional and in good condition
Heater & A/C	2 - Above Average Wear & Tear
Heater & A/C Condition	A/C Blows cool - noticeably cooler than air temp, Other (see comments)
Comments	fan vents blow limited amount of air.
Travel Alarm	3 - Normal Wear & Tear
Travel Alarm Condition	Travel alarm is installed and functioning as expected
Horn	3 - Normal Wear & Tear
Horn Condition	Horn is installed and functioning as expected
Backup Camera	2 - Above Average Wear & Tear
Backup Camera Condition	Back up camera is installed but inoperative or has reduced functionality
Control Station Overall Rating	3 - Normal Wear & Tear
Control Station Overall Condition	Minor cosmetic wear to cabin surfaces, floors, panels, and ceiling























Engine Inspection Points

Engine

Engine Compartment Photos

Engine Data Plate					
Engine Compartment Photos					

Inspection Report (Off-Highway Carrier or Service)

	    
	    
	    
	    
	 
Engine Type (Make, Model, Cylinders, Hp)	John Deere, Power tech 6135, 443Hp
Emissions Tier	Tier 4F
Engine Serial Number	unable to verify
Engine Fuel Type	Diesel
Blow-by (Visual Observation Check)	N/A
Unusual Noises (Upon Start-up, Idle, Shutdown)	No
Engine Smoke (Upon Start-up, Idle, Shutdown)	No
Engine Exhaust Color	Clear
Battery	3 - Normal Wear & Tear
Battery Condition	Dusty & dirty appearance
Radiator	3 - Normal Wear & Tear
Radiator Condition	Radiator fins & components appear to be in good working order, no signs of damage or leaks
Belts	3 - Normal Wear & Tear
Belt Condition	Belts appear in good condition & alignment with proper tension
Hoses	3 - Normal Wear & Tear
Hose Condition	Firm, pliant hoses with no signs of wear or leaks
Water Pump	3 - Normal Wear & Tear
Water Pump Condition	No unusual pump noises heard
Cooling System Leaks	No
Coolant Appearance	3 - Normal Wear & Tear













Inspection Report (Off-Highway Carrier or Service)

Coolant Appearance Notes	Normal Translucent appearance, no visual signs of contamination
Oil Leaks	No
Oil Appearance	3 - Normal Wear & Tear
Oil Appearance Notes	Appropriate oil level, Very dark, black & burnt oil appearance
Fuel Leaks	No
Equipped with DPF (Diesel Particulate Filter)	N/A
Requires DEF (Diesel Exhaust Fluid)	No
Overall Engine Rating	3 - Normal Wear & Tear
Overall Engine Appearance	Dusty & dry
Overall Engine Comments	The engine started right up without issues.

Drivetrain Inspection Points

Drivetrain


Drivetrain Inspection Points

Drivetrain Photos	
	     <p>Hydraulic leak seen on the inside driver side wheel.</p>
	     <p>leak seen on left-hand side differential</p>
	
Hydrostatic Transmission?	N/A
2 Speed?	N/A
Drive Type	Other (see comments)
Other Drive Type	6x4 with a differential lock
Transmission Components	3 - Normal Wear & Tear

Inspection Report (Off-Highway Carrier or Service)

Transmission Condition	Good forward and reverse function, Other (see comments)
Comments	Transmission type - Counterweight, Final Drive - Planetary-Outboard, It's a hydraulic Transmission manufactured by ZF
Drive Motors	0
Parking Brake	3 - Normal Wear & Tear
Parking Brake Function	Good brake function
Overall Drivetrain Rating	3 - Normal Wear & Tear
Overall Drivetrain Comments	A leak was seen coming from the left-hand side differential. A hydraulic leak was seen in the inner left-hand side wheel. An issue with the hydraulic shock was mentioned but not verified. The machine remains fully functional

Chassis Inspection Points


















Chassis Photos	
	<p>above normal wear and tear</p>
	<p>Above normal wear and tear</p>
Turntable Bearing	3 - Normal Wear & Tear
Frame	3 - Normal Wear & Tear
Bottom Covers	3 - Normal Wear & Tear
Carrier Body	3 - Normal Wear & Tear
Overall Chassis	3 - Normal Wear & Tear
Overall Chassis Comments	Areas of rust were seen throughout chassis but it is in good working order.

Travel System Inspection Points

Inspection Report (Off-Highway Carrier or Service)

Wheels & Tires











Wheels & Tires Inspection Points

Wheels & Hubs	3 - Normal Wear & Tear				
Wheel Seal Leaks	No				
Tire Brand	Dumpxtra / Michelin				
Tire Size	875/65R29				
Front Left Tire - Ratio Remaining	70%				
Front Left Tire Photos					
Front Right Tire - Ratio Remaining	70%				
Front Right Tire Photos					
Rear Right Tire - Ratio Remaining	50%				
Rear Right Tire Photos					
					
Rear Left Tire - Ratio Remaining	50%				
Rear Left Tire Photos					
					






Hydraulics Overall Inspection Points

Hydraulics Overall
















Hydraulic System Inspection Points

Hydraulic System Photos					
					

Inspection Report (Off-Highway Carrier or Service)

	    
Wet or Damp Hydraulic Lines / Fittings	Yes
Hydraulic Lines/Fittings	2 - Above Average Wear & Tear
Hydraulic Lines / Fittings Condition	Cracking, stiff, or charred hydraulic hoses, Active leaks in hoses or fittings observed
Hydraulic Pump(s)	3 - Normal Wear & Tear
Unusual Noises	No
Hydraulic Pump Notes	No unusual noises heard during operation






Hydraulic Cylinder Inspection Points

Hydraulic Cylinder Photos	    
	active leak
	    
	    
Mounting Pins	3 - Normal Wear & Tear
Cylinder Oil Leaks	Yes
Comments	several hydraulic cylinders had active leaks
Hydraulic System Overall	3 - Normal Wear & Tear
Comments	Some cracked hydraulic hoses were seen and some cylinders are leaking. The overall hydraulic system is fully functional and operational.


Additional Attachment Inspection Points

Additional Attachment(s)

Additional Attachments

Attachment Type	Dump bed
Attachment Make	John Deere
Attachment Size / Specs	Capacity - Struck 23.3yd ³ , Capacity - Heaped 29.7yd ³
Attachment Condition	2 - Above Average Wear & Tear
Comments	above normal wear and tear on dumping gate components
Attachment Photos	    

Inspection Report (Off-Highway Carrier or Service)



Functional Test

Functionality Assessment

Functionality Assessment

Engine	3 - Normal Wear & Tear
Transmission/Drivetrain	3 - Normal Wear & Tear
Travel (Forward/Reverse/Steering)	3 - Normal Wear & Tear
Brakes	3 - Normal Wear & Tear
Hydraulic System	3 - Normal Wear & Tear
Electric Operating System	0
Controls	3 - Normal Wear & Tear
Safety Systems	3 - Normal Wear & Tear
Core Functions	3 - Normal Wear & Tear
Attachments	3 - Normal Wear & Tear
Overall Functional Test Comments	The machine is fully functional

Overall Assessment

Overall Assessment

Inspection Rating Criteria	<table border="1"> <thead> <tr> <th>Rating Scale</th> <th>Explanation</th> </tr> </thead> <tbody> <tr> <td>1 - Service Required</td> <td>Requires immediate repairs to function as expected.</td> </tr> <tr> <td>2 - Above Average Wear & Tear</td> <td>Exhibits greater wear than expected given age and usage. While operable, further diagnosis may be needed.</td> </tr> <tr> <td>3 - Normal Wear & Tear</td> <td>Exhibits wear that is consistent with age and usage. Operation is normal, and as expected.</td> </tr> <tr> <td>4 - Very Light or Minimal Wear</td> <td>Exhibits very minimal wear. Operation is better than expected given age and usage.</td> </tr> <tr> <td>5 - Like New, Recently Replaced</td> <td>Excellent condition, free of visible wear or damage. Operation is within factory specifications.</td> </tr> </tbody> </table>	Rating Scale	Explanation	1 - Service Required	Requires immediate repairs to function as expected.	2 - Above Average Wear & Tear	Exhibits greater wear than expected given age and usage. While operable, further diagnosis may be needed.	3 - Normal Wear & Tear	Exhibits wear that is consistent with age and usage. Operation is normal, and as expected.	4 - Very Light or Minimal Wear	Exhibits very minimal wear. Operation is better than expected given age and usage.	5 - Like New, Recently Replaced	Excellent condition, free of visible wear or damage. Operation is within factory specifications.
	Rating Scale	Explanation											
	1 - Service Required	Requires immediate repairs to function as expected.											
	2 - Above Average Wear & Tear	Exhibits greater wear than expected given age and usage. While operable, further diagnosis may be needed.											
	3 - Normal Wear & Tear	Exhibits wear that is consistent with age and usage. Operation is normal, and as expected.											
	4 - Very Light or Minimal Wear	Exhibits very minimal wear. Operation is better than expected given age and usage.											
5 - Like New, Recently Replaced	Excellent condition, free of visible wear or damage. Operation is within factory specifications.												
Exterior Rating	2 - Above Average Wear & Tear												
Interior Rating	3 - Normal Wear & Tear												
Safety Rating	3 - Normal Wear & Tear												
Quality Rating	2 - Above Average Wear & Tear												
Functionality Rating	3 - Normal Wear & Tear												
Overall Rating	3 - Normal Wear & Tear												
Summary Video	Click to Download												
What's Great About the Machine	The machine started right up without any issues												



Inspection Report (Off-Highway Carrier or Service)

What Needs Work	Some leaks and rusted fittings were seen throughout the machine.
Date/Time	12-20-2023
Inspector Name	Steven Mesa