

Inspection Report (Excavator)

General Info

| | |
|--|----------------------------|
| B&B Stock Number | A9158355 |
| Year | 2019 |
| Make | Hitachi |
| Model | ZX50U |
| Serial Number | HCMAED60P00281062 |
| Hour Meter Reading | 5548hrs |
| Previous Application (e.g., earth moving, mining, demolition, etc) | used in civil construction |

Dimensions

| | |
|---------------------------|---------------|
| A. Length (ft and inches) | 18ft 7in |
| B. Width (ft and inches) | 6ft 7.5in |
| C. Height (ft and inches) | 8ft 7in |
| Operational Weight (lbs) | 11,434 pounds |

Features and Configuration







| | |
|-------------------------------------|----------------------------|
| Travel System | Rubber Track Undercarriage |
| Bucket | Yes |
| Bucket Specs | 0.3 yd ³ |
| Blade | Yes |
| Additional Attachment(s) | No |
| Hydraulic Coupler | No |
| Auxiliary Hydraulics | No |
| Hydraulic Thumb | Yes |
| Heat | No |
| A/C | No |
| Radio | No |
| Backup Camera | No |
| Grade Control System | No |
| OMM (Operator & Maintenance Manual) | No |
| Telematics | No |

Exterior Walkaround Photos

360 Walkaround & Operating Video

Walkaround Photos & Operating Video






















Inspection Report (Excavator)

| | | | | | |
|----------------------------|---|---|--|---|---|
| Exterior Walkaround Photos |  |  |  |  |  |
| |  |  |  | | |
| Operating Video | Click to Download | | | | |

General Appearance Inspection Points

General Appearance

General Appearance Photos

| | | | | | |
|--------------------------|---|---|--|---|---|
| Close-up Exterior Photos |  |  |  |  |  |
| |  |  |  |  |  |
| |  |  |  |  |  |
| |  |  |  |  |  |
| |  | | | | |

The lower section of the wind shield is missing.

The door is missing

The engine bay door does not latch closed.

General Appearance Inspection Points





Inspection Report (Excavator)

| Inspection Rating Criteria | Rating Scale | Explanation |
|----------------------------------|--|---|
| | 1 - Service Required | Requires immediate repairs to function as expected. |
| | 2 - Above Average Wear & Tear | Exhibits greater wear than expected given age and usage. While operable, further diagnosis may be needed. |
| | 3 - Normal Wear & Tear | Exhibits wear that is consistent with age and usage. Operation is normal, and as expected. |
| | 4 - Very Light or Minimal Wear | Exhibits very minimal wear. Operation is better than expected given age and usage. |
| | 5 - Like New, Recently Replaced | Excellent condition, free of visible wear or damage. Operation is within factory specifications. |
| Body Panels | 2 - Above Average Wear & Tear | |
| Body Panel Condition | Some panel misalignment observed, Visible chipped paint or dents, Areas of surface rust observed | |
| Comments | The engine bay does not latch closed. | |
| Doors / Canopy Latches | 1 - Service Required | |
| Doors / Canopy Latches Condition | Other (see comments) | |
| Comments | The door is missing | |
| Steps / Ladders | 0 | |
| Handrails | 3 - Normal Wear & Tear | |
| Handrails Condition | Handrails are fully intact and appear structurally sound | |
| Glass | 0 | |
| Mirrors | 1 - Service Required | |
| Mirror Condition | One or more mirrors are broken or missing | |
| Exterior Lights | 3 - Normal Wear & Tear | |
| Exterior Lights Condition | One or more exterior lights are non-operational | |
| Overall Exterior | 2 - Above Average Wear & Tear | |
| Comments | The bottom section of the windshield is missing, the door is missing and the engine bay does not latch closed. | |



Control Station Inspection Points

Control Station

Control Station Photos

| | | | | | |
|------------------------|---|---|--|---|---|
| Control Station Photos |  |  |  |  |  |
| |  |  |  |  | |

Inspection Report (Excavator)

| | |
|----------------------------------|--|
| Serial Number Plate |  |
| Hour Meter/Odometer |  |
| Control Station Type | Enclosed Cab (EROPS) |
| Option List | Unable to Confirm |
| Seat | 2 - Above Average Wear & Tear |
| Seat Condition | Seat(s) have minor surface staining or small tears, Seat adjustment controls have limited range of motion, Seat belt secures properly, Seat belt is intact and in good condition |
| Cabin Lights | 0 |
| Safety Lock Out / Stop | 3 - Normal Wear & Tear |
| Safety Lock Out / Stop Condition | Safety lock out device is present, in good condition, and functional |
| Controls & Switches | 2 - Above Average Wear & Tear |
| Controls & Switches Condition | One or more switches are inoperative or missing |
| Hour Meter Activity | 2 - Above Average Wear & Tear |
| Hour Meter Condition | Hour meter is functional, with some minor wear and/or cosmetic damage, Other (see comments) |
| Comments | It is difficult to see the screen. |
| Other Gauge Activity | 2 - Above Average Wear & Tear |
| Other Gauge Condition | One or more gauges are unreadable or not functioning (specify in comments) |
| Heater & A/C | 0 |



Inspection Report (Excavator)

| | |
|-----------------------------------|---|
| Travel Alarm | 0 |
| Horn | 3 - Normal Wear & Tear |
| Horn Condition | Horn is installed and functioning as expected |
| Backup Camera | 0 |
| Control Station Overall Rating | 2 - Above Average Wear & Tear |
| Control Station Overall Condition | Minor cosmetic wear to cabin surfaces, floors, panels, and ceiling |
| Comments | The travel controls get stuck. So if the operator let's go of the travel controls the machine will keep traveling. The cause of this was not known. |

Engine Inspection Points

Engine

Engine Compartment Photos

| | | | | | |
|--|--|--|--|--|--|
| Engine Data Plate |  | | | | |
| Engine Compartment Photos |  | | | | |
| Engine Type (Make, Model, Cylinders, Hp) | Yanmar, 4TNV88, 39Hp | | | | |
| Emissions Tier | Undetermined | | | | |
| Engine Serial Number | unable to verify | | | | |
| Engine Fuel Type | Diesel | | | | |
| Blow-by (Visual Observation Check) | No | | | | |
| Unusual Noises (Upon Start-up, Idle, Shutdown) | No | | | | |
| Engine Smoke (Upon Start-up, Idle, Shutdown) | No | | | | |
| Engine Exhaust Color | Clear | | | | |


Inspection Report (Excavator)

| | |
|---|---|
| Battery | 3 - Normal Wear & Tear |
| Battery Condition | Dusty & dirty appearance |
| Radiator | 3 - Normal Wear & Tear |
| Radiator Condition | Radiator fins & components appear to be in good working order, no signs of damage or leaks |
| Belts | 3 - Normal Wear & Tear |
| Belt Condition | Belts appear in good condition & alignment with proper tension |
| Hoses | 3 - Normal Wear & Tear |
| Hose Condition | Firm, pliant hoses with no signs of wear or leaks |
| Water Pump | 3 - Normal Wear & Tear |
| Water Pump Condition | No unusual pump noises heard |
| Cooling System Leaks | No |
| Coolant Appearance | 3 - Normal Wear & Tear |
| Coolant Appearance Notes | Normal Translucent appearance, no visual signs of contamination |
| Oil Leaks | No |
| Oil Appearance | 3 - Normal Wear & Tear |
| Oil Appearance Notes | Appropriate oil level, Very dark, black & burnt oil appearance |
| Fuel Leaks | No |
| Equipped with DPF (Diesel Particulate Filter) | Yes |
| DPF Condition | 3 - Normal Wear & Tear |
| DPF Condition Notes | Filter housing is intact with no signs of damage or malfunction, DPF indicator is not illuminated |
| Requires DEF (Diesel Exhaust Fluid) | No |
| Overall Engine Rating | 3 - Normal Wear & Tear |
| Overall Engine Appearance | Dusty & dry |
| Overall Engine Comments | The engine is in good working condition |

Drivetrain Inspection Points

Drivetrain


Drivetrain Inspection Points

| | |
|---------------------------|--|
| Drivetrain Photos |  |
| Hydrostatic Transmission? | Yes |
| Speeds | Unable to Verify |
| Drive Type | N/A (Track Undercarriage) |

Inspection Report (Excavator)

| | |
|-----------------------------|---|
| Transmission Components | 3 - Normal Wear & Tear |
| Transmission Condition | Good forward and reverse function, No unusual noises or vibrations |
| Drive Motors | 3 - Normal Wear & Tear |
| Parking Brake | 3 - Normal Wear & Tear |
| Parking Brake Function | Good brake function |
| Overall Drivetrain Rating | 2 - Above Average Wear & Tear |
| Overall Drivetrain Comments | There is an issue with the travel controls to this machine. They controls get stuck after you let them go. The cause was not known. |

Chassis Inspection Points

| | |
|--------------------------------|---|
| Chassis Photos |  |
| Boom Condition | 3 - Normal Wear & Tear |
| Stick Condition | 3 - Normal Wear & Tear |
| Boom Base Pin & Bushings | 3 - Normal Wear & Tear |
| Boom to Stick Pin & Bushings | 3 - Normal Wear & Tear |
| Stick to Bucket Pin & Bushings | 3 - Normal Wear & Tear |
| Turntable Bearing | 3 - Normal Wear & Tear |
| Bottom Covers | 3 - Normal Wear & Tear |
| Overall Chassis | 3 - Normal Wear & Tear |
| Overall Chassis Comments | The chassis is in good working condition |

Travel System Inspection Points

Rubber Track Undercarriage

Undercarriage Photos

| | |
|----------------------|--|
| Undercarriage Photos |  |
|----------------------|--|

Inspection Points

| | |
|-----------------------|------------------------|
| Track Width (inches) | 15 3/4in |
| Track Length (inches) | 8ft 2.5in |
| Roller Frames | 3 - Normal Wear & Tear |


Inspection Report (Excavator)

| | |
|---|--|
| Track Belt | 3 - Normal Wear & Tear |
| Rubber Belt Drive Lugs | 3 - Normal Wear & Tear |
| Track Tensioners | 3 - Normal Wear & Tear |
| Front Idlers | 3 - Normal Wear & Tear |
| Rear Idlers | 3 - Normal Wear & Tear |
| Track Rollers | 3 - Normal Wear & Tear |
| Sprockets | 3 - Normal Wear & Tear |
| Overall Undercarriage Rating | 3 - Normal Wear & Tear |
| Left Track Belt - Percent Remaining Estimate | 50% |
| Right Track Belt - Percent Remaining Estimate | 50% |
| Overall Comments | The undercarriage is in good working order |


Hydraulics Overall Inspection Points

Hydraulics Overall

Hydraulic System Inspection Points

| | | | | | |
|--|--|--|--|--|--|
| Hydraulic System Photos |  | | | | |
| Wet or Damp Hydraulic Lines / Fittings | No | | | | |
| Hydraulic Lines/Fittings | 3 - Normal Wear & Tear | | | | |
| Hydraulic Lines / Fittings Condition | Hydraulic lines & fittings are clean and in good condition | | | | |
| Hydraulic Pump(s) | 3 - Normal Wear & Tear | | | | |
| Unusual Noises | No | | | | |
| Hydraulic Pump Notes | No unusual noises heard during operation | | | | |





Hydraulic Cylinder Inspection Points

| | | | | | |
|---------------------------|--|--|--|--|--|
| Hydraulic Cylinder Photos |  | | | | |
| Mounting Pins | 3 - Normal Wear & Tear | | | | |
| Cylinder Oil Leaks | Yes | | | | |

Inspection Report (Excavator)

| | |
|--------------------------|---|
| Comments | Small leak seen on the boom cylinder |
| Hydraulic System Overall | 3 - Normal Wear & Tear |
| Comments | The overall hydraulic system is in good working order |


Bucket Inspection Points

| | | | | | |
|-------------------|--|---|--|--|--|
| Attachment Photos |  | | | | |
| |  |  |  | | |
| | | | worn teeth | | |
| Bucket | 3 - Normal Wear & Tear | | | | |
| Bucket Teeth | 2 - Above Average Wear & Tear | | | | |
| Comments | The bucket teeth are worn | | | | |
| Blade | 3 - Normal Wear & Tear | | | | |
| Blade Edge | 3 - Normal Wear & Tear | | | | |

Additional Attachment Inspection Points

Additional Attachment(s)

Additional Attachments

| | |
|-------------------------|--|
| Attachment Type | Thumb |
| Attachment Make | Tag |
| Attachment Size / Specs | 1ft 4in wide, 2ft 5.5in |
| Attachment Condition | 3 - Normal Wear & Tear |
| Attachment Photos |  |

Functional Test

Functionality Assessment

Functionality Assessment

| | |
|-----------------------------------|---|
| Engine | 3 - Normal Wear & Tear |
| Transmission/Drivetrain | 3 - Normal Wear & Tear |
| Travel (Forward/Reverse/Steering) | 2 - Above Average Wear & Tear |
| Comments | The machines pilot controls will stick after letting them go. causing the righthand side track to keep moving. The cause was not known. |
| Brakes | 3 - Normal Wear & Tear |
| Hydraulic System | 3 - Normal Wear & Tear |

Inspection Report (Excavator)

| | |
|----------------------------------|--|
| Electric Operating System | 0 |
| Controls | 3 - Normal Wear & Tear |
| Safety Systems | 3 - Normal Wear & Tear |
| Core Functions | 3 - Normal Wear & Tear |
| Attachments | 3 - Normal Wear & Tear |
| Overall Functional Test Comments | The controls to the machines travel system stick at times. If the operator let's go of the controls the tracks will continue to move. The cause of this was not known. |

Overall Assessment

Overall Assessment

| | | |
|--------------------------------------|---|---|
| Inspection Rating Criteria | Rating Scale | Explanation |
| | 1 - Service Required | Requires immediate repairs to function as expected. |
| | 2 - Above Average Wear & Tear | Exhibits greater wear than expected given age and usage. While operable, further diagnosis may be needed. |
| | 3 - Normal Wear & Tear | Exhibits wear that is consistent with age and usage. Operation is normal, and as expected. |
| | 4 - Very Light or Minimal Wear | Exhibits very minimal wear. Operation is better than expected given age and usage. |
| | 5 - Like New, Recently Replaced | Excellent condition, free of visible wear or damage. Operation is within factory specifications. |
| Exterior Rating | 2 - Above Average Wear & Tear | |
| Interior Rating | 2 - Above Average Wear & Tear | |
| Safety Rating | 3 - Normal Wear & Tear | |
| Quality Rating | 2 - Above Average Wear & Tear | |
| Functionality Rating | 2 - Above Average Wear & Tear | |
| Overall Rating | 2 - Above Average Wear & Tear | |
| Summary Video | Click to Download | |
| What's Great About the Machine | The engine started right up without any issues. The machine is fully functional and it comes with a bucket, thumb, and a blade. | |
| What Needs Work | The travel controls get stuck at times. Causing the machine to continue moving after the operator let's the controls go. | |
| Any Additional Info from the Seller? | This machine was used in civil construction | |
| Date/Time | 01-18-2024 | |
| Inspector Name | Steven Mesa | |