




## Inspection Report (Skid Steer/Track Loader)

### General Info

B&B Stock Number	A3027145
Year	2013
Make	Case
Model	SR220SSL
Serial Number	NDM454781
Serial Plate Photo	
Hour Meter Reading	550.3
Hour Meter Photo	
Location / GPS	
	Lat: 39.5319263 Long: -105.2107255

### Dimensions

A. Length (ft and inches)	11.67
B. Width (ft and inches)	4.67

## Inspection Report (Skid Steer/Track Loader)

C. Height (ft and inches)	6.59
---------------------------	------

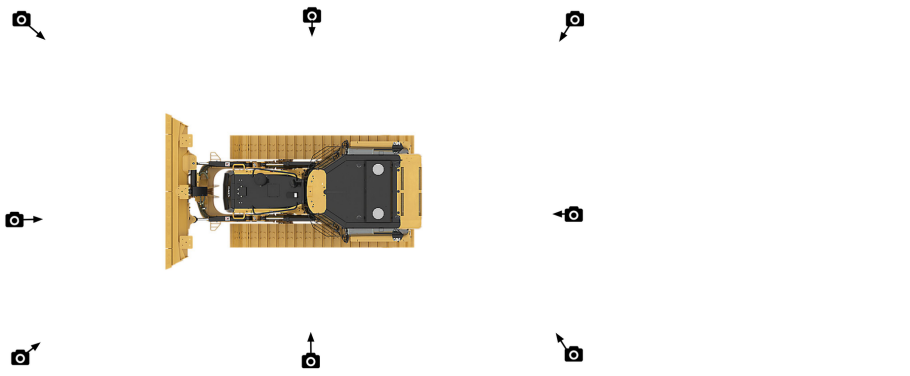








### Features and Configuration

Travel System	Wheel & Tires
Bucket	Yes
Bucket Specs	60in
Additional Attachment(s)?	No
Auxiliary Hydraulics	Yes
High Flow	No
Heat	No
A/C	No
Radio	No
Backup Camera	No
OMM (Operator & Maintenance Manual)	No
Telematics	No

### Exterior 360 Walkaround

#### 360 Walkaround & Operating Video

#### Walkaround Photos & Operating Video

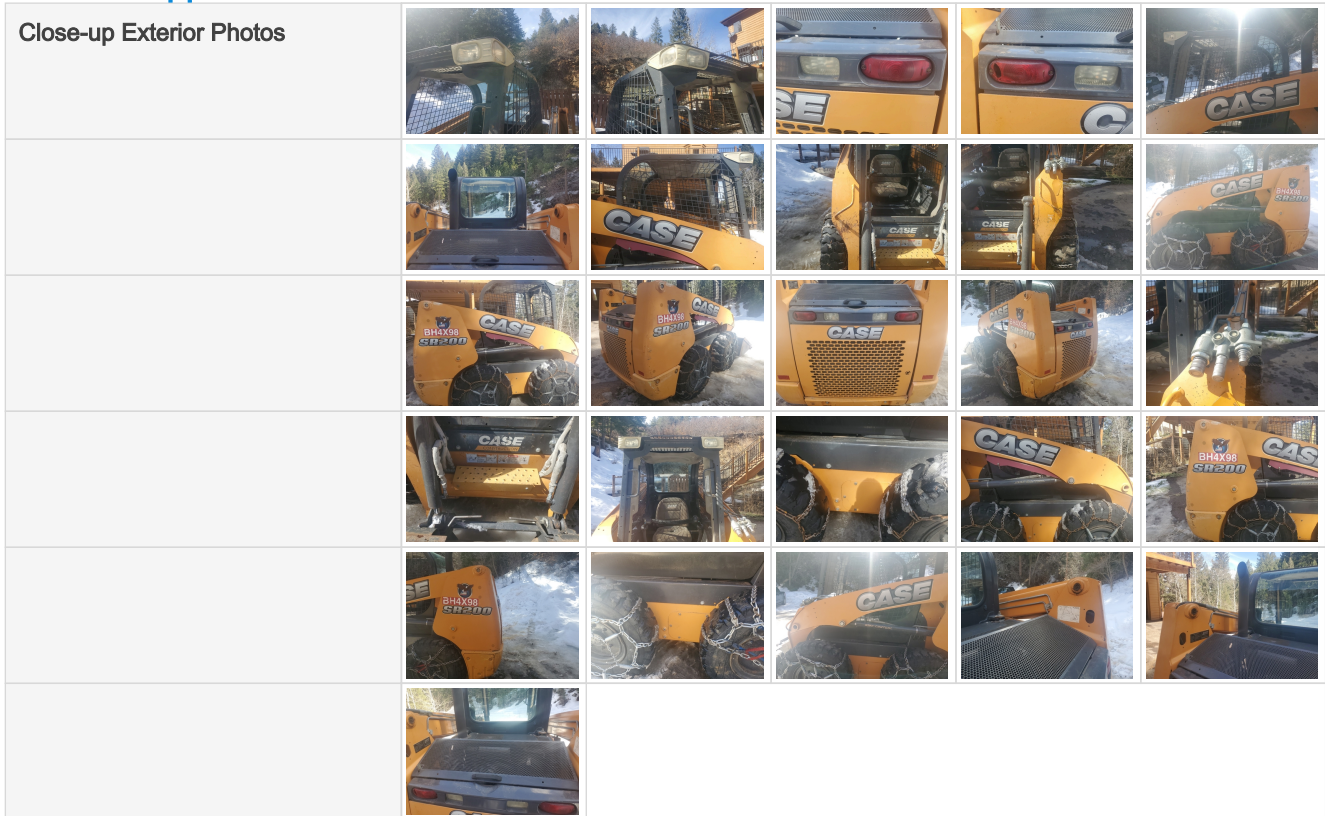
Embedded Photo					
Exterior Walkaround Photos					
					
Operating Video	<a href="#">Click to Download</a>				

## Inspection Report (Skid Steer/Track Loader)

### General Appearance Inspection Points

#### General Appearance

#### General Appearance Photos



### General Appearance Inspection Points

Inspection Rating Criteria	Rating Scale	Explanation
	1 - Service Required	Requires immediate repairs to function as expected.
	2 - Above Average Wear & Tear	Exhibits greater wear than expected given age and usage. While operable, further diagnosis may be needed.
	3 - Normal Wear & Tear	Exhibits wear that is consistent with age and usage. Operation is normal, and as expected.
	4 - Very Light or Minimal Wear	Exhibits very minimal wear. Operation is better than expected given age and usage.
	5 - Like New, Recently Replaced	Excellent condition, free of visible wear or damage. Operation is within factory specifications.
Body Panels	4 - Very Light or Minimal Wear	
Body Panel Condition	Visible chipped paint or dents	
Comments	Scrapes rear corners and front panel.	
Doors / Canopy Latches	3 - Normal Wear & Tear	
Steps / Ladders	3 - Normal Wear & Tear	
Handrails	0	


## Inspection Report (Skid Steer/Track Loader)

Glass	4 - Very Light or Minimal Wear
Mirrors	0
Exterior Lights	3 - Normal Wear & Tear
Exterior Lights Condition	Major chip or cracks seen on light casings
Comments	Left taillamp cracked
Overall Exterior	4 - Very Light or Minimal Wear
Comments	No collision damage. All decals intact.

### Control Station Inspection Points

#### Control Station

#### Control Station Photos

Control Station Photos	
Control Station Type	Open Cab (OROPS), Canopy
Control Type	Pilot Controls
Control Configuration	ISO (JD)
Seat	2 - Above Average Wear & Tear
Seat Condition	Seat(s) is damaged due to sun exposure; fading, cracking observed
Cabin Lights	3 - Normal Wear & Tear

























## Inspection Report (Skid Steer/Track Loader)

Safety Lock Out / Stop	3 - Normal Wear & Tear
Controls & Switches	3 - Normal Wear & Tear
Hour Meter Activity	4 - Very Light or Minimal Wear
Other Gauge Activity	3 - Normal Wear & Tear
Heater & A/C	0
Travel Alarm	3 - Normal Wear & Tear
Horn	3 - Normal Wear & Tear
Backup Camera	0
Control Station Overall Rating	3 - Normal Wear & Tear

### Engine Inspection Points

#### Engine

#### Engine Compartment Photos

Engine Data Plate					
Engine Compartment Photos					
					
					
					
					






## Inspection Report (Skid Steer/Track Loader)

Engine Type (Make, Model, Cylinders, Hp)	Case 432T/M3 4 cylinder 76hp
Emissions Tier	Tier 3
Engine Fuel Type	Diesel
Blow-by (Visual Observation Check)	Yes
Unusual Noises (Upon Start-up, Idle, Shutdown)	No
Engine Smoke (Upon Start-up, Idle, Shutdown)	Yes
Engine Smoke Notes	Engine smoke observed upon start up
Engine Exhaust Color	Clear at operating temperature
Battery	3 - Normal Wear & Tear
Radiator	3 - Normal Wear & Tear
Belts	3 - Normal Wear & Tear
Hoses	3 - Normal Wear & Tear
Water Pump	3 - Normal Wear & Tear
Cooling System Leaks	No
Coolant Appearance	3 - Normal Wear & Tear
Coolant Appearance Notes	Normal Translucent appearance, no visual signs of contamination
Oil Leaks	No
Oil Appearance	3 - Normal Wear & Tear
Oil Appearance Notes	Clean oil appearance, no signs of cross contamination
Fuel Leaks	No
Overall Engine Rating	3 - Normal Wear & Tear
Overall Engine Appearance	Dusty & dry
Overall Engine Comments	Starts and runs strong.




### Drivetrain Inspection Points

#### Drivetrain

### Drivetrain Inspection Points

Drivetrain Photos					
-------------------	---	---	--	---	---




## Inspection Report (Skid Steer/Track Loader)

	  
Hydrostatic Transmission?	Yes
Speeds	2 Speed
Drive Type	4WD
Transmission Components	3 - Normal Wear & Tear
Drive Motors	3 - Normal Wear & Tear
Parking Brake	3 - Normal Wear & Tear
Overall Drivetrain Rating	3 - Normal Wear & Tear
Overall Drivetrain Comments	Transmission and Drivetrain smooth.

## Travel System Inspection Points

### Wheels & Tires



































### Wheels & Tires Inspection Points

Wheel Type	Pneumatic
Wheel Seal Leaks	No
Tire Brand	Nancho
Tire Size	8.25
Front Left Tire - Ratio Remaining	30%
Front Left Tire Photos	
Front Right Tire - Ratio Remaining	30%
Front Right Tire Photos	
Rear Right Tire - Ratio Remaining	30%
Rear Right Tire Photos	
Rear Left Tire - Ratio Remaining	30%

## Inspection Report (Skid Steer/Track Loader)

Rear Left Tire Photos		
Wheels & Hubs	3 - Normal Wear & Tear	
Comments	Rust on rims.	

## Chassis Photos

Chassis Photos					
					
					
					
					
					
					
					

## Chassis Inspection Points

Frame	3 - Normal Wear & Tear
Stance	3 - Normal Wear & Tear
Lift Arms	3 - Normal Wear & Tear
Chassis to Arm Pins	3 - Normal Wear & Tear
Quick Coupler	3 - Normal Wear & Tear























## Inspection Report (Skid Steer/Track Loader)

Quick Coupler to Arms Pins	3 - Normal Wear & Tear
Overall Chassis	3 - Normal Wear & Tear
Overall Chassis Comments	Solid chassis.

### Hydraulics Overall Inspection Points

#### Hydraulics Overall

#### Hydraulic System Inspection Points

Hydraulic System Photos					
					
					
					




### Hydraulic Cylinder Inspection Points

Hydraulic Cylinder Photos					
---------------------------	---	---	--	---	---

## Inspection Report (Skid Steer/Track Loader)

	    
Mounting Pins	3 - Normal Wear & Tear
Cylinder Oil Leaks	No
Hydraulic System Overall	3 - Normal Wear & Tear
Comments	Leak at Hydraulic filler connector in Engine Bay.

## Bucket Inspection Points

Bucket Photos	    
	  
Bucket	3 - Normal Wear & Tear
Bucket Edge / Deflectors	3 - Normal Wear & Tear

## Functional Test

### Functionality Assessment

### Functionality Assessment

Engine	4 - Very Light or Minimal Wear
Transmission/Drivetrain	4 - Very Light or Minimal Wear
Travel (Forward/Reverse/Steering)	4 - Very Light or Minimal Wear
Brakes	3 - Normal Wear & Tear
Hydraulic System	3 - Normal Wear & Tear
Electric Operating System	3 - Normal Wear & Tear
Controls	3 - Normal Wear & Tear
Safety Systems	3 - Normal Wear & Tear
Core Functions	4 - Very Light or Minimal Wear
Attachments	3 - Normal Wear & Tear
Overall Functional Test Comments	Chassis solid. Starts and runs properly. All controls and gages function.

### Overall Assessment

### Overall Assessment

## Inspection Report (Skid Steer/Track Loader)

Inspection Rating Criteria	Rating Scale	Explanation
	1 - Service Required	Requires immediate repairs to function as expected.
	2 - Above Average Wear & Tear	Exhibits greater wear than expected given age and usage. While operable, further diagnosis may be needed.
	3 - Normal Wear & Tear	Exhibits wear that is consistent with age and usage. Operation is normal, and as expected.
	4 - Very Light or Minimal Wear	Exhibits very minimal wear. Operation is better than expected given age and usage.
	5 - Like New, Recently Replaced	Excellent condition, free of visible wear or damage. Operation is within factory specifications.
Exterior Rating	4 - Very Light or Minimal Wear	
Interior Rating	3 - Normal Wear & Tear	
Safety Rating	3 - Normal Wear & Tear	
Quality Rating	4 - Very Light or Minimal Wear	
Functionality Rating	4 - Very Light or Minimal Wear	
Overall Rating	3 - Normal Wear & Tear	
Summary Video	<a href="#">Click to Download</a>	
What's Great About the Machine	Low hours. We'll maintained. Clean unit.	
What Needs Work	Tires	
Date/Time	03-12-2024	
Inspector Name	Jeff Argy	