
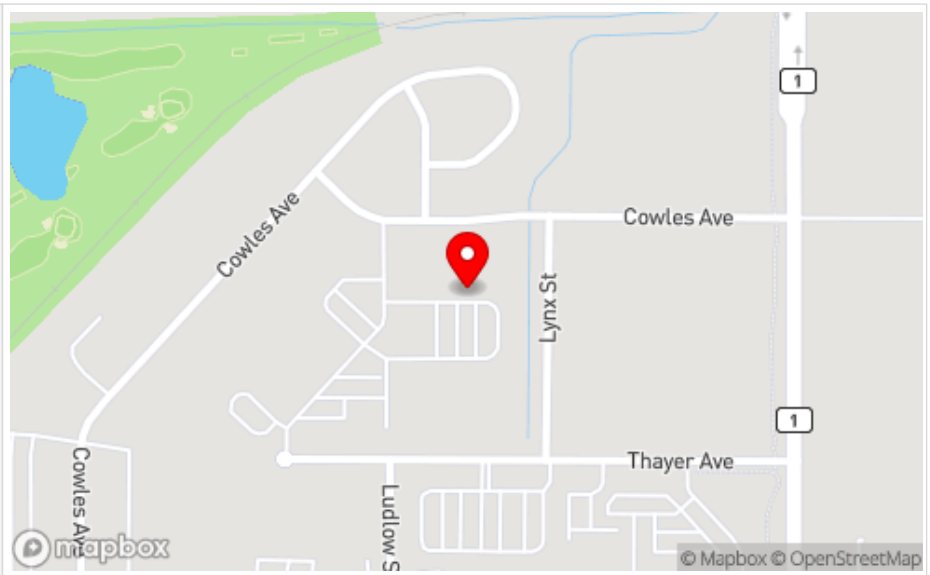


## Inspection Report (Trailer)

### General Info

B&B Stock Number	A3830712
Year	2022
Make	AM
Model	AM360 2000GN
Serial Number	2M9FGH2A8PL200330
Serial Plate Photo	
Current Inspection / State Cert / DOT	NA
Previous Application (e.g., earth moving, mining, demolition, etc)	Forestry

## Inspection Report (Trailer)

Location / GPS	
Lat: 40.164825439453125 Long: -105.05906780260155	

## Dimensions

Data Plate Photo	
Length (ft and inches)	Bed length 20'5" (145"), end of trailer to coupler 31'11" (383")
Width (ft and inches)	8'4" (100")
Max Height (ft and inches)	11'8" (140")
Dock Height (ft and inches)	3'4" (40")
GVWR (lbs)	20,000#

## Inspection Report (Trailer)

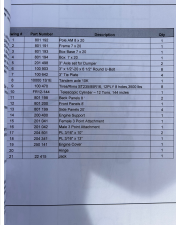
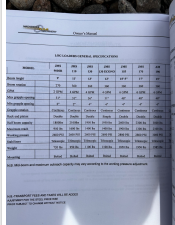
GAWR (lbs)	NA
------------	----

### Features and Configuration

PTO Driven	No
Air Ride	No
Equipment Ramps	No
Tilt Deck	Yes
Deck Extension	No
Tarp System	No
Spare Tire	No
Winch	No
OMM (Operator & Maintenance Manual)	Yes
Other Configuration Details / Features / Notes	Trailer has a 20' dump bed with AM190 log loader grapple for loading wood, slash and other debris. SN#PL200330

### OMM Specifications

#### OMM Specifications

Detail Specifications	Take photos of the detailed spec pages included in the operator's manual	
OMM Spec Photos	 	

### Exterior 360 Walkaround

#### 360 Walkaround & Operating Video

#### Walkaround Photos & Operating Video

Exterior Walkaround Photos	    
	  
















## Inspection Report (Trailer)

Operating Video	<a href="#">Click to Download</a>
Additional Video	<a href="#">Click to Download</a>
Additional Video	<a href="#">Click to Download</a>
















### Trailer Inspection Points

### Trailer Inspection Points





















### General Appearance Photos

<p>Overall Trailer &amp; Underside Photos</p>	 <p>Coupler with lock.</p>				
		 <p>The operators seat has no signs of sun damage or cracking. Seat has been kept covered.</p>			 <p>Ladder going up trailer neck to operators control station.</p>
	 <p>View looking down from operators control station shows hydraulic tank location.</p>	 <p>Picture shows hydraulic hose protection (shown in yellow) added on unit by seller after purchase.</p>	 <p>Picture of hydraulic hose protection added on after purchase by seller.</p>	 <p>View shows gas fill cap and hydraulic fill cap. Hydraulic fluid and engine oil just changed.</p>	

Inspection Report (Trailer)

					
					
					
		<p>13 HP air cooled 4 stroke engine.</p>		<p>Engine oil drain added on by seller after purchase.</p>	
	<p>Small scratches in paint. See next picture.</p>	<p>Scratches typical in limited areas.</p>			<p>Surface rust from water seeping from dump bed. Located at front of bed by battery location.</p>
	<p>Picture shows limited use of outrigger.</p>	<p>Picture shows limited use of outrigger.</p>	<p>Passenger side front axle.</p>	<p>Drivers side front axle.</p>	<p>Passenger side rear axle.</p>

### Inspection Report (Trailer)

	 <p>Drivers side rear axle.</p>	 <p>Passenger side rear mudflap. Please see rear chain attachment point in frame. Typical on both sides of frame.</p>	 <p>Drivers side mudflap.</p>	 <p>Picture shows new updated wheel hubs added on after purchase by seller. Typical all four hubs.</p>	
			 <p>Trailer bed safety arm shown underneath trailer.</p>	 <p>Surface rust shown where front jack bolts on.</p>	 <p>View under trailer at rear looking forward.</p>
	 <p>Mounting location for optional clam shell bucket.</p>				
				 <p>View looking down onto top of neck from operators control station.</p>	

## Inspection Report (Trailer)

				
			Specifications of AM190 Log loader.	

## Frame & Body

Frame Condition	5 - Like New, Recently Replaced
Deck	4 - Very Light or Minimal Wear
Fenders	0
Mud Flaps	5 - Like New, Recently Replaced
Trailer Lights/Wiring (Stop, Tail, Turn)	5 - Like New, Recently Replaced
Reflectors	0

## Hitch

Hitch Type	Gooseneck
Hitch Condition	4 - Very Light or Minimal Wear
Drawbar	0

## Brake Components

Brake Type	Electric Brakes
Brake Controller	No
Wire Connections	4 - Very Light or Minimal Wear
Brake Shoe Thickness	90%
Comments	Brake shoe thickness was unverified and based on seller statement trailer has under 1000 miles total. Brakes are 12"
Emergency Brake/Break-Away	5 - Like New, Recently Replaced




## Suspension

Springs	5 - Like New, Recently Replaced
U-Bolts	5 - Like New, Recently Replaced
Torque Arms	0
Equalizer	0

## Wheels & Tires


Wheels & Hub Condition	5 - Like New, Recently Replaced
Loose Lugs	No

## Inspection Report (Trailer)

Tire Brand	Sterling Sport	
Tire Size	ST238/85R16	
Front Left Tire - Ratio Remaining	90%	
Front Left Tire Photos	 <p>10mm tread depth shown on inside tire. Both tires measured the same.</p>	
Front Right Tire - Ratio Remaining	90%	
Front Right Tire Photos	 <p>10mm tread depth shown on inside tire. Both tires measured the same.</p>	
Rear Right Tire - Ratio Remaining	90%	
Rear Right Tire Photos	 <p>10mm tread depth shown on outside tire. Both tires measured the same.</p>	
Rear Left Tire - Ratio Remaining	90%	






## Inspection Report (Trailer)

Rear Left Tire Photos	 <p>11mm tread depth shown on outside tire. Both tires measured the same.</p>	
-----------------------	--	--

## Hydraulics Overall


### Trailer Hydraulics

### Hydraulic System Inspection Points

Hydraulic System Photos				
				
				
Wet or Damp Hydraulic Lines / Fittings	No			
Hydraulic Lines/Fittings	4 - Very Light or Minimal Wear			
Hydraulic Lines / Fittings Condition	Hydraulic lines & fittings are clean and in good condition			
Hydraulic Pump(s)	4 - Very Light or Minimal Wear			
Unusual Noises	No			
Hydraulic Pump Notes	No unusual noises heard during operation			

### Hydraulic Cylinder Inspection Points



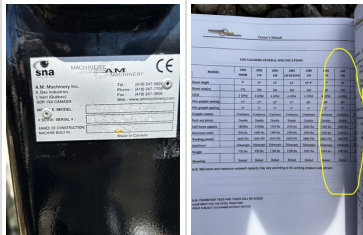
### Inspection Report (Trailer)

Hydraulic Cylinder Photos	
Mounting Pins	4 - Very Light or Minimal Wear
Cylinder Oil Leaks	No
Comments	Entire unit is dry with no seepage seen. Only visible oil is seen below engine from changing oil of engine
Hydraulic System Overall	4 - Very Light or Minimal Wear
Comments	Seller added hydraulic hose protection after the trailer was purchased. No hose damage or seepage can be seen

### Attachment Inspection Points

#### Additional Attachments

#### Additional Attachments

Attachment Type	Log Loader Grapple with Clam Shell		
Attachment Make	AM190		
Attachment Size / Specs	Please look at picture of full specifications for Log Loader grapple		
Attachment Condition	4 - Very Light or Minimal Wear		
Comments	Great working condition and appearance		
Attachment Photos			
	Please refer to videos of grapple and clam shell bucket operation.	Please refer to videos for close up of grapple and clam shell bucket operation.	Please refer to chart for full specs to AM190 Log Loader Grapple. AM190 specifications are circled in yellow.

### Functional Test

Brakes	4 - Very Light or Minimal Wear
Light System	4 - Very Light or Minimal Wear

## Inspection Report (Trailer)

Comments	All lights work as they should
Hydraulic Controls	4 - Very Light or Minimal Wear
Comments	All hydraulics work and operate as they should
Winch	0
Overall Functional Test Comments	Entire unit worked as it should and represented itself like new. It was obvious that this unit has hardly been used and has been well maintained and cared for. The only negative issue was a little fluttering coming from the engine. The gas could have a little moisture in the tank or possible gumming up in the carburetor from sitting at long times in between use.

## Inspection Summary

### Overall Assessment

Inspection Rating Criteria	<b>Rating Scale</b>	<b>Explanation</b>
	1 - Service Required	Requires immediate repairs to function as expected.
	2 - Above Average Wear & Tear	Exhibits greater wear than expected given age and usage. While operable, further diagnosis may be needed.
	3 - Normal Wear & Tear	Exhibits wear that is consistent with age and usage. Operation is normal, and as expected.
	4 - Very Light or Minimal Wear	Exhibits very minimal wear. Operation is better than expected given age and usage.
	5 - Like New, Recently Replaced	Excellent condition, free of visible wear or damage. Operation is within factory specifications.
Exterior Rating	4 - Very Light or Minimal Wear	
Interior Rating	4 - Very Light or Minimal Wear	
Safety Rating	4 - Very Light or Minimal Wear	
Quality Rating	4 - Very Light or Minimal Wear	
Functionality Rating	4 - Very Light or Minimal Wear	
Overall Rating	4 - Very Light or Minimal Wear	
What's Great About the Machine	<p>Hello this is Curt from Boom and Bucket. The unit you are looking at all works as it should and functions like new. This unit was bought and ordered by the seller with expectations of doing a full time tree removal and trimming service. The seller noted that he only used it on 7 jobs of which it was used to remove and haul small loads of logs, slash and stumps. City regulations became over burdensome for the seller to provide tree services at the initial startup of his business.</p> <p>After inspecting the unit and discussing the history with the seller it became obvious that the seller takes extreme care of it. It seems that the seller spent more time making improvements and maintaining it than he did using it. The seller installed new updated wheel hubs, hydraulic hose protection, kept seat covered and installed an oil drain valve for engine. The engine oil and hydraulic oil has been changed multiple times and the unit still looks like new with very minimal damage noticed. Machine has been meticulously maintained, serviced and cared for.</p>	
What Needs Work	During operation the engine fluttered at times which could be moisture in gas or carburetor gumming up from sitting during long periods of no use.	
Any Additional Info from the Seller?	The axle hub oil was replaced when the seller updated the wheel hubs. The seller just replaced the hydraulic fluid and engine oil once again. The seller actually talked about waxing this machine which speaks of the care that has been taken with it.	
Date/Time	03-28-2024	



## Inspection Report (Trailer)

Inspector Name	Curt Logsdon
----------------	--------------