



Inspection Report (On-Highway Flatbed Truck)

General Info

| | |
|---------------------------------------|--|
| B&B Stock Number | A8948586 |
| Year | 2009 |
| Make | Mack |
| Model | Granite |
| Serial Number | 1M2AX04C19M006301 |
| Serial Plate |  |
| Odometer Reading | 569085.6 |
| Odometer |  |
| Current Inspection / State Cert / DOT | 02/23 AZ D8517818 |

Inspection Report (On-Highway Flatbed Truck)

| | |
|--|----------------------|
| Previous Application (e.g., earth moving, mining, demolition, etc) | Roll-Off box hauling |
|--|----------------------|

Dimensions

| | |
|---------------------------|-----------|
| Length (ft and inches) | 34ft 10in |
| Width (ft and inches) | 9ft 3in |
| Height (ft and inches) | 11ft 4in |
| Wheelbase (ft and inches) | 8ft 5in |
| GVWR (lbs) | 25401 |









Features and Configuration

| | |
|--|---------------------------------|
| Drive Type | 6X2 |
| Overdrive | No |
| Heat | Yes |
| A/C | Yes |
| Radio | Yes |
| Backup Camera | No |
| Cruise Control | Yes |
| PTO | Yes |
| PTO Details | AMREP |
| Engine Brake Configuration | 2 Position |
| Differential Lock | Yes |
| Auxiliary Engine | No |
| Liftgate | No |
| Telematics | No |
| OMM (Operator & Maintenance Manual) | No |
| Other Configuration Details / Features / Notes | CB Radio, NO DEF, does have DPF |

Exterior 360 Walkaround

360 Walkaround & Operating Video

Walkaround Photos & Operating Video

| | | | | | |
|----------------------------|---|---|--|---|---|
| Exterior Walkaround Photos |  |  |  |  |  |
| |  |  |  | | |


























Inspection Report (On-Highway Flatbed Truck)

| | |
|------------------|-----------------------------------|
| Operating Video | Click to Download |
| Additional Video | Click to Download |
| Additional Video | Click to Download |

General Appearance Inspection Points

General Appearance

General Appearance Photos

| | | | | | |
|--------------------------|---|---|--|---|---|
| Close-up Exterior Photos |  |  |  |  |  |
| |  |  |  |  |  |
| |  |  |  |  |  |
| |  |  |  |  |  |
| |  |  |  |  |  |

General Appearance Inspection Points

| Inspection Rating Criteria | Rating Scale | Explanation |
|----------------------------------|--|---|
| | 1 - Service Required | Requires immediate repairs to function as expected. |
| | 2 - Above Average Wear & Tear | Exhibits greater wear than expected given age and usage. While operable, further diagnosis may be needed. |
| | 3 - Normal Wear & Tear | Exhibits wear that is consistent with age and usage. Operation is normal, and as expected. |
| | 4 - Very Light or Minimal Wear | Exhibits very minimal wear. Operation is better than expected given age and usage. |
| | 5 - Like New, Recently Replaced | Excellent condition, free of visible wear or damage. Operation is within factory specifications. |
| Body Panels | 3 - Normal Wear & Tear | |
| Body Panel Condition | Visible chipped paint or dents, Areas of surface rust observed | |
| Doors / Canopy Latches | 3 - Normal Wear & Tear | |
| Doors / Canopy Latches Condition | Other (see comments) | |
| Comments | rust, discolored | |
| Steps / Ladders | 3 - Normal Wear & Tear | |


Inspection Report (On-Highway Flatbed Truck)

| | |
|---------------------------|--|
| Steps / Ladders Condition | Bent or broken steps or rungs, Other (see comments) |
| Comments | steps are in good condition, dent on drivers side, bent sheet metal passenger side |
| Handrails | 4 - Very Light or Minimal Wear |
| Handrails Condition | Handrails are fully intact and appear structurally sound |
| Glass | 4 - Very Light or Minimal Wear |
| Glass Condition | Glass intact, no visible damage |
| Mirrors | 4 - Very Light or Minimal Wear |
| Mirror Condition | Mirrors present and intact, no visible damage |
| Exterior Lights | 3 - Normal Wear & Tear |
| Exterior Lights Condition | No visible damage, lighting system is operational |
| Overall Exterior | 3 - Normal Wear & Tear |
| Comments | Overall good condition, normal wear and tear. Scratched paint, minor surface rust, some denting. |

Cab Inspection Points

On Highway - Cab

Cab Interior Photos

| | |
|-----------------------------------|--|
| Cab Interior Photos |  |
| Odometer Activity | 3 - Normal Wear & Tear |
| Odometer | Other (see comments) |
| Comments | odometer is good just a little hard to see through dash screen, dirty |
| Controls/Switches/Gauges | 4 - Very Light or Minimal Wear |
| Controls/Switches/Gauges | All switches/gauges are in good condition and functioning, Other (see comments) |
| Comments | battery light on. |
| Brake System Type | Air Brakes |
| Air Brakes Build Correct Pressure | Yes |
| Clutch | 0 |
| Horn | 4 - Very Light or Minimal Wear |
| Horn Function | Horn is functioning as expected |
| Reverse Alarm / Backup Camera | 3 - Normal Wear & Tear |

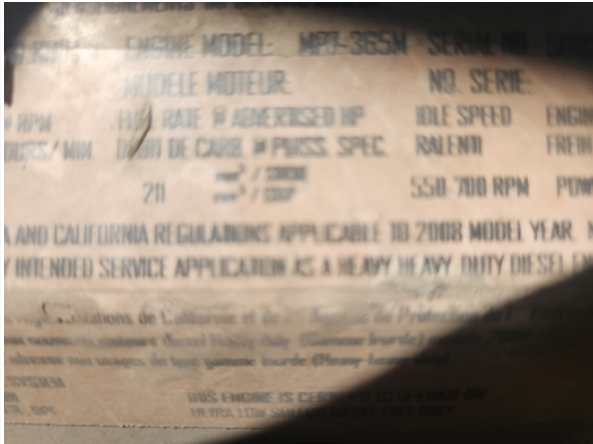

Inspection Report (On-Highway Flatbed Truck)

| | |
|---|---|
| Reverse Alarm / Backup Camera Condition | Reverse alarm working as expected |
| Heater & A/C | 4 - Very Light or Minimal Wear |
| Heat & A/C | Heater and A/C work as expected |
| Interior Lights | 3 - Normal Wear & Tear |
| Interior Lights | All interior lights are installed and functioning |
| Seats/Seat Belts | 2 - Above Average Wear & Tear |
| Seats/Seat Belt | Seat belt has nicks, cuts, holes, or fraying |
| Cab Interior Overall | 3 - Normal Wear & Tear |

Engine Inspection Points

Engine

Engine Compartment Photos

| | | | | | |
|--|--|--|--|--|--|
| Engine Data Plate |  | | | | |
| Engine Compartment Photos |  | | | | |
| Engine Type (Make, Model, Cylinders, Hp) | MACK MP7, 6 cylinder. 335hp @ 2000rpm | | | | |
| Emissions Tier | Undetermined | | | | |
| Engine Serial Number | 517023 | | | | |
| Engine Fuel Type | Diesel | | | | |

Inspection Report (On-Highway Flatbed Truck)

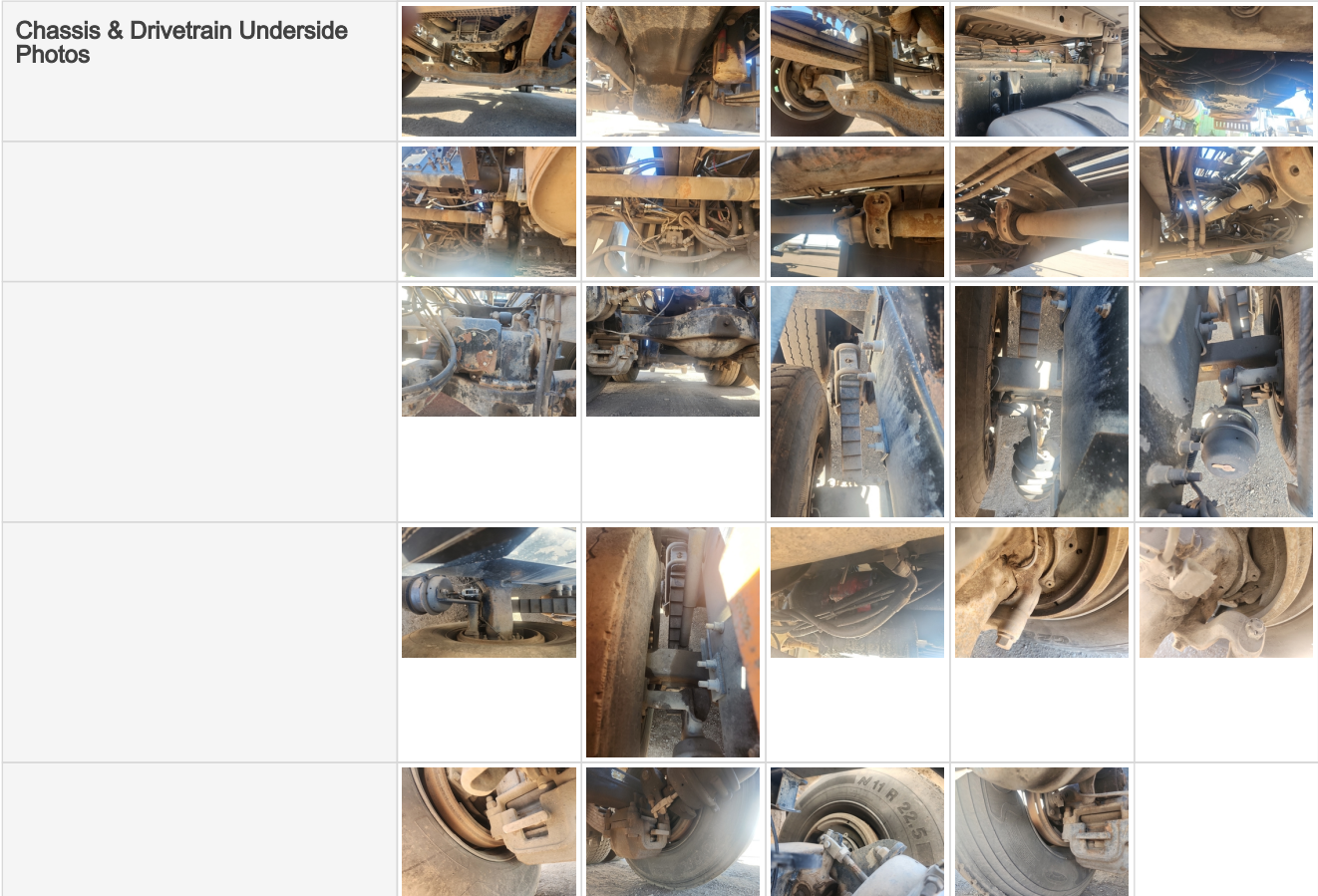
| | |
|--|---|
| Blow-by (Visual Observation Check) | N/A |
| Unusual Noises (Upon Start-up, Idle, Shutdown) | No |
| Engine Smoke (Upon Start-up, Idle, Shutdown) | No |
| Engine Exhaust Color | Clear |
| Battery | 4 - Very Light or Minimal Wear |
| Battery Condition | Clean & dry appearance, tight connections |
| Radiator | 3 - Normal Wear & Tear |
| Radiator Condition | Radiator fins & components appear to be in good working order, no signs of damage or leaks |
| Belts | 3 - Normal Wear & Tear |
| Belt Condition | Belts appear in good condition & alignment with proper tension |
| Hoses | 3 - Normal Wear & Tear |
| Hose Condition | Leaks in one or more hoses or fittings observed |
| Comments | turbo lines leaking, ac fitting is damp, |
| Water Pump | 3 - Normal Wear & Tear |
| Water Pump Condition | No unusual pump noises heard |
| Cooling System Leaks | No |
| Coolant Appearance | 4 - Very Light or Minimal Wear |
| Coolant Appearance Notes | Normal Translucent appearance, no visual signs of contamination |
| Oil Leaks | Yes |
| Oil Leak Notes | Wet areas with drops forming due to oil leakage |
| Oil Appearance | 3 - Normal Wear & Tear |
| Oil Appearance Notes | Appropriate oil level |
| Fuel Leaks | No |
| Equipped with DPF (Diesel Particulate Filter) | Yes |
| DPF Condition | 3 - Normal Wear & Tear |
| DPF Condition Notes | Filter housing is intact with no signs of damage or malfunction, DPF indicator is not illuminated |
| Requires DEF (Diesel Exhaust Fluid) | No |
| Overall Engine Rating | 3 - Normal Wear & Tear |
| Overall Engine Appearance | Areas of dried seepage seen on engine hoses & components |
| Overall Engine Comments | Overall good condition, signs of slow engine oil leaks |

Chassis & Drivetrain Inspection Points

Inspection Report (On-Highway Flatbed Truck)

On-Highway: Underbody Components

Chassis & Drivetrain Photos



Chassis Inspection Points

| | |
|---------------------------|---|
| Frame | 3 - Normal Wear & Tear |
| Suspension | 3 - Normal Wear & Tear |
| Steering Components | 3 - Normal Wear & Tear |
| Overall Chassis Condition | 3 - Normal Wear & Tear |
| Overall Chassis Comments | Good condition, no visible cracks or damage |

Drivetrain Inspection Points

| | |
|--------------------------------|--|
| Transmission Info (Make/Model) | Allison HD 4500 P |
| Transmission | 2 - Above Average Wear & Tear |
| Transmission Condition | Leaking transmission fluid observed |
| PTO | 2 - Above Average Wear & Tear |
| Comments | pto appears to be leaking |
| Rear Differential | 3 - Normal Wear & Tear |
| Rear Differential Condition | Dry housing appearance, no unusual noises heard during operation |





Inspection Report (On-Highway Flatbed Truck)

| | |
|------------------------------|---|
| Front Differential | 3 - Normal Wear & Tear |
| Front Differential Condition | Dried seepages seen on differential housing cover |
| Brake Shoe Thickness | 50% |
| Air Brake System Leaks | No |
| Air Brake Hose Condition | 3 - Normal Wear & Tear |
| Overall Drivetrain Condition | 3 - Normal Wear & Tear |
| Overall Drivetrain Comments | Appears to have some active leaks. |

Wheels & Tires Inspection Points

Wheels & Tires

Wheels & Tires Inspection Points


| | |
|------------------------------------|--|
| Wheel Type | Pneumatic |
| Wheel Seal Leaks | No |
| Tire Brand | all different brands. rear are 11R22.5 front are 315/80R22.5 |
| Tire Size | 11R22.5 |
| Front Left Tire - Ratio Remaining | 70% |
| Front Left Tire Photos |  |
| Front Right Tire - Ratio Remaining | 90% |
| Front Right Tire Photos |  |
| Rear Right Tire - Ratio Remaining | 50% |
| Rear Right Tire Photos |  |
| Rear Left Tire - Ratio Remaining | 50% |
| Rear Left Tire Photos |  |
| Wheels & Hubs | 3 - Normal Wear & Tear |

Inspection Report (On-Highway Flatbed Truck)

Additional Inspection Points

On-Highway Flatbed Truck

Flatbed Inspection Points

| | |
|--|--|
| Flatbed Body Photos |  |
| Bed Details (Deck Type, Additional Features) | Roll-off frame with cable and tarp |
| Flatbed Length (ft and inches) | 16ft 2 in |
| Flatbed Width (ft and inches) | 3ft 9in |
| Flatbed Body | 0 |
| Support Frame | 3 - Normal Wear & Tear |
| Hydraulics | 3 - Normal Wear & Tear |

Functional Test

Functionality Assessment

Functionality Assessment

| | |
|-----------------------------------|---|
| Engine | 3 - Normal Wear & Tear |
| Transmission/Drivetrain | 3 - Normal Wear & Tear |
| Travel (Forward/Reverse/Steering) | 3 - Normal Wear & Tear |
| Brakes | 3 - Normal Wear & Tear |
| Hydraulic System | 3 - Normal Wear & Tear |
| Electric Operating System | 3 - Normal Wear & Tear |
| Controls | 3 - Normal Wear & Tear |
| Safety Systems | 3 - Normal Wear & Tear |
| Core Functions | 4 - Very Light or Minimal Wear |
| Attachments | 3 - Normal Wear & Tear |
| Overall Functional Test Comments | All functions operate normally and properly |

Inspection Summary

Overall Assessment

Inspection Report (On-Highway Flatbed Truck)

| Inspection Rating Criteria | Rating Scale | Explanation |
|--------------------------------|---|---|
| | 1 - Service Required | Requires immediate repairs to function as expected. |
| | 2 - Above Average Wear & Tear | Exhibits greater wear than expected given age and usage. While operable, further diagnosis may be needed. |
| | 3 - Normal Wear & Tear | Exhibits wear that is consistent with age and usage. Operation is normal, and as expected. |
| | 4 - Very Light or Minimal Wear | Exhibits very minimal wear. Operation is better than expected given age and usage. |
| | 5 - Like New, Recently Replaced | Excellent condition, free of visible wear or damage. Operation is within factory specifications. |
| Exterior Rating | 3 - Normal Wear & Tear | |
| Interior Rating | 3 - Normal Wear & Tear | |
| Safety Rating | 3 - Normal Wear & Tear | |
| Quality Rating | 3 - Normal Wear & Tear | |
| Functionality Rating | 4 - Very Light or Minimal Wear | |
| Overall Rating | 3 - Normal Wear & Tear | |
| Summary Video | Click to Download | |
| What's Great About the Machine | Functionality, everything in working order. Clean cab. Clean roll-off frame | |
| What Needs Work | Signs of leaks, seat belts, few dents and scratches here and there | |
| Date/Time | 04-02-2024 | |
| Inspector Name | Joshua Gowan | |