



## Inspection Report (Wheel Loader)

### General Info

B&B Stock Number	A8173595
Year	2003
Make	Caterpillar
Model	966G
Serial Number	CAT0966GAAXJ01440
Serial Plate Photo	
Hour Meter Reading	6658.2
Single Photo	
Previous Application (e.g., earth moving, mining, demolition, etc)	Sanitation district

### Features and Configuration

Bucket	Yes
Bucket (yd3 / inches)	5.49 cyd
Auxiliary Hydraulics	Yes
Quick Coupler	Yes
Heat	Yes
A/C	Yes
Radio	Yes


## Inspection Report (Wheel Loader)

Backup Camera	Yes
OMM (Operator & Maintenance Manual)	Yes
Telematics	No

### Exterior 360 Walkaround

#### 360 Walkaround & Operating Video


#### Walkaround Photos & Operating Video

Exterior Walkaround Photos	
Operating Video	<a href="#">Click to Download</a>
Additional Video	<a href="#">Click to Download</a>
Additional Video	<a href="#">Click to Download</a>

### General Appearance Inspection Points

#### General Appearance

#### General Appearance Photos

Close-up Exterior Photos	
--------------------------	--

## Inspection Report (Wheel Loader)



### General Appearance Inspection Points

Inspection Rating Criteria	Rating Scale	Explanation
	1 - Service Required	Requires immediate repairs to function as expected.
	2 - Above Average Wear & Tear	Exhibits greater wear than expected given age and usage. While operable, further diagnosis may be needed.
	3 - Normal Wear & Tear	Exhibits wear that is consistent with age and usage. Operation is normal, and as expected.
	4 - Very Light or Minimal Wear	Exhibits very minimal wear. Operation is better than expected given age and usage.
	5 - Like New, Recently Replaced	Excellent condition, free of visible wear or damage. Operation is within factory specifications.
Body Panels	3 - Normal Wear & Tear	
Body Panel Condition	Visible chipped paint or dents	
Doors / Canopy Latches	3 - Normal Wear & Tear	
Steps / Ladders	3 - Normal Wear & Tear	
Handrails	3 - Normal Wear & Tear	
Glass	3 - Normal Wear & Tear	
Mirrors	3 - Normal Wear & Tear	
Exterior Lights	3 - Normal Wear & Tear	
Overall Exterior	3 - Normal Wear & Tear	
Comments	Normal wear and tear no major issues to report	






























### Control Station Inspection Points

#### Control Station

#### Control Station Photos



## Inspection Report (Wheel Loader)







					
					
					
					
					
					
<b>Control Station Type</b>	Open Cab (OROPS)				
<b>Control Type</b>	Pilot Controls				
<b>Control Configuration</b>	N/A				
<b>Seat</b>	3 - Normal Wear & Tear				
<b>Cabin Lights</b>	3 - Normal Wear & Tear				
<b>Safety Lock Out / Stop</b>	0				
<b>Controls &amp; Switches</b>	3 - Normal Wear & Tear				
<b>Hour Meter Activity</b>	3 - Normal Wear & Tear				
<b>Other Gauge Activity</b>	3 - Normal Wear & Tear				
<b>Heater &amp; A/C</b>	3 - Normal Wear & Tear				
<b>Travel Alarm</b>	0				
<b>Horn</b>	3 - Normal Wear & Tear				
<b>Backup Camera</b>	0				
<b>Control Station Overall Rating</b>	3 - Normal Wear & Tear				

## Engine Inspection Points

### Engine

### Engine Compartment Photos

### Inspection Report (Wheel Loader)

<b>Engine Data Plate</b>					
<b>Engine Compartment Photos</b>					
					
					
					
					
<b>Engine Type (Make, Model, Cylinders, Hp)</b>	Cat / 3176				
<b>Emissions Tier</b>	Tier 2				

## Inspection Report (Wheel Loader)

Engine Serial Number	Unable to verify
Engine Fuel Type	Diesel
Blow-by (Visual Observation Check)	No
Unusual Noises (Upon Start-up, Idle, Shutdown)	No
Engine Smoke (Upon Start-up, Idle, Shutdown)	No
Engine Exhaust Color	Clear
Battery	3 - Normal Wear & Tear
Radiator	3 - Normal Wear & Tear
Belts	3 - Normal Wear & Tear
Hoses	3 - Normal Wear & Tear
Water Pump	3 - Normal Wear & Tear
Cooling System Leaks	No
Coolant Appearance	3 - Normal Wear & Tear
Oil Leaks	No
Oil Appearance	3 - Normal Wear & Tear
Fuel Leaks	No
Equipped with DPF (Diesel Particulate Filter)	Yes
Requires DEF (Diesel Exhaust Fluid)	No
Overall Engine Rating	3 - Normal Wear & Tear
Overall Engine Appearance	Areas of dried seepage seen on engine hoses & components
Overall Engine Comments	Normal wear and tear no major issues to report




## Drivetrain Inspection Points

### Drivetrain
























## Drivetrain Inspection Points

Drivetrain Photos	
-------------------	--

## Inspection Report (Wheel Loader)

	  
Hydrostatic Transmission?	No
Transmission Info (Make/Model/Speeds)	Unable to verify
Drive Type	4WD
Transmission Components	3 - Normal Wear & Tear
Parking Brake	3 - Normal Wear & Tear
Overall Drivetrain Rating	3 - Normal Wear & Tear
Overall Drivetrain Comments	Normal wear and tear no major issues to report

## Chassis Inspection Points

Chassis Photos	    
	    
	    
	    
	  
Frame	3 - Normal Wear & Tear
Stance	3 - Normal Wear & Tear
Front Axle Appearance	3 - Normal Wear & Tear
Rear Axle Appearance	3 - Normal Wear & Tear
Articulating Center Pin Appearance	3 - Normal Wear & Tear
Lift Arm	3 - Normal Wear & Tear
Chassis to Arm Pins	3 - Normal Wear & Tear
Tilt Linkage	3 - Normal Wear & Tear





## Inspection Report (Wheel Loader)

Tilt Linkage Pins and Bushings	3 - Normal Wear & Tear
Quick Coupler	3 - Normal Wear & Tear
Quick Coupler to Arms Pins	3 - Normal Wear & Tear
Overall Chassis	3 - Normal Wear & Tear

## Wheels & Tires Inspection Points

### Wheels & Tires

### Wheels & Tires Inspection Points

Wheel Type	Pneumatic	
Wheel Seal Leaks	No	
Tire Brand	Yokohama	
Tire Size	26.5-25	
Front Left Tire - Ratio Remaining	70%	
Front Left Tire Photos		
Front Right Tire - Ratio Remaining	70%	
Front Right Tire Photos		
Rear Right Tire - Ratio Remaining	70%	
Rear Right Tire Photos		
Rear Left Tire - Ratio Remaining	70%	
Rear Left Tire Photos		
Wheels & Hubs	3 - Normal Wear & Tear	

## Hydraulics Overall Inspection Points














### Hydraulics Overall

### Hydraulic System Inspection Points

Hydraulic System Photos					
-------------------------	--	--	--	--	--



### Inspection Report (Wheel Loader)

					
					
					
Wet or Damp Hydraulic Lines / Fittings	No				
Hydraulic Lines/Fittings	3 - Normal Wear & Tear				
Hydraulic Pump(s)	3 - Normal Wear & Tear				
Unusual Noises	No				










### Hydraulic Cylinder Inspection Points

Hydraulic Cylinder Photos					
					
Mounting Pins	3 - Normal Wear & Tear				
Cylinder Oil Leaks	No				
Hydraulic System Overall	3 - Normal Wear & Tear				

### Attachment Inspection Points

#### Attachments

#### Additional Attachments

Attachment Type	Roll out buco				
Attachment Make	Cat				
Attachment Condition	3 - Normal Wear & Tear				
Attachment Photos					
					

## Inspection Report (Wheel Loader)

### Functional Test

#### Functionality Assessment

#### Functionality Assessment

Engine	3 - Normal Wear & Tear
Transmission/Drivetrain	3 - Normal Wear & Tear
Travel (Forward/Reverse/Steering)	3 - Normal Wear & Tear
Brakes	3 - Normal Wear & Tear
Hydraulic System	3 - Normal Wear & Tear
Electric Operating System	3 - Normal Wear & Tear
Controls	3 - Normal Wear & Tear
Safety Systems	3 - Normal Wear & Tear
Core Functions	3 - Normal Wear & Tear
Attachments	3 - Normal Wear & Tear
Overall Functional Test Comments	Normal wear and tear no major issues to report

### Overall Assessment

#### Overall Assessment

Inspection Rating Criteria	<b>Rating Scale</b>	<b>Explanation</b>
	1 - Service Required	Requires immediate repairs to function as expected.
	2 - Above Average Wear & Tear	Exhibits greater wear than expected given age and usage. While operable, further diagnosis may be needed.
	3 - Normal Wear & Tear	Exhibits wear that is consistent with age and usage. Operation is normal, and as expected.
	4 - Very Light or Minimal Wear	Exhibits very minimal wear. Operation is better than expected given age and usage.
	5 - Like New, Recently Replaced	Excellent condition, free of visible wear or damage. Operation is within factory specifications.
Exterior Rating	3 - Normal Wear & Tear	
Interior Rating	2 - Above Average Wear & Tear	
Safety Rating	3 - Normal Wear & Tear	
Quality Rating	3 - Normal Wear & Tear	
Functionality Rating	3 - Normal Wear & Tear	
Overall Rating	3 - Normal Wear & Tear	
What's Great About the Machine	The great thing about this machine is that it starts right up with no abnormal noises heard	
What Needs Work	The things that need work on this machine are the paint chipping throughout exterior of machine and The odor in the cab and	
Date/Time	04-17-2024	
Inspector Name	Javier Bocanegra	