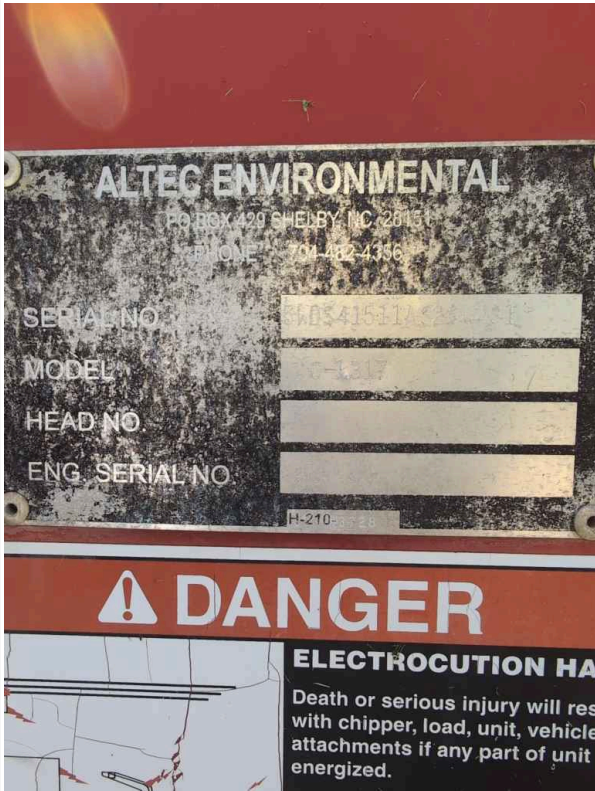



Inspection Report (Wood Chipper)

General Info

Mapping Complete	Mapping complete
B&B Stock Number	A2395936
Year	2010
Make	Altec
Model	DC 1317
Serial Number	5WDS41511AS200431
Serial Plate Photo	 <p>The photo shows a metal serial plate for an Altec Environmental wood chipper. The plate is mounted on a red surface. It contains the following information: <ul style="list-style-type: none"> ALTEC ENVIRONMENTAL PO BOX 429 SHELBY NC 28151 PHONE 701-432-4336 SERIAL NO. 5WDS41511AS200431 MODEL DC 1317 HEAD NO. ENG. SERIAL NO. H-210 Below the plate is a red warning label with a white triangle and exclamation point, reading "DANGER". To the right of the label is a black box with white text: "ELECTROCUTION HAZARD. Death or serious injury will result with chipper, load, unit, vehicle attachments if any part of unit energized." </p>
Hour Meter Reading	1150

Inspection Report (Wood Chipper)

Hour Meter Photo		
04-21-2024 12:57 PM		

Dimensions

Length (ft and inches)	13'6"
Width (ft and inches)	7'
Height (ft and inches)	8'6"
Operating Weight (lbs)	6000

Features and Configuration

Towable	Yes
Processing Mechanism	Disc Chipper
Feed Speed	n/a
Chip Size	1"-3"
Capacity (Maximum Wood Diameter)	13"
PTO Powered	N/A
Loading Arm	N/A
Enclosed Cab	N/A
Self-Sharpening Blades	No
Integrated Collecting Bins	No
Tilt Down Hopper(s)	No

Inspection Report (Wood Chipper)

OMM (Operator & Maintenance Manual)	No
-------------------------------------	----










Exterior 360 Walkaround

360 Walkaround & Operating Video

Walkaround Photos & Operating Video

Exterior Walkaround Photos					
					

General Appearance



Close-up Exterior Photos					
					
General Appearance Comments	In very good condition with high quality paint, and very little rust				

Engine Inspection Points

Engine

Engine Compartment Photos


Inspection Report (Wood Chipper)

Engine Data Plate	
Engine Compartment Photos	
Engine Type (Make, Model, Cylinders, Hp)	Kubota, V3600T
Emissions Tier	Undetermined
Engine Fuel Type	Diesel
Blow-by (Visual Observation Check)	N/A
Unusual Noises (Upon Start-up, Idle, Shutdown)	No
Engine Smoke (Upon Start-up, Idle, Shutdown)	No
Engine Exhaust Color	Clear
Battery	4 - Very Light or Minimal Wear
Radiator	5 - Like New, Recently Replaced
Belts	5 - Like New, Recently Replaced
Hoses	5 - Like New, Recently Replaced
Water Pump	5 - Like New, Recently Replaced
Cooling System Leaks	No
Coolant Appearance	4 - Very Light or Minimal Wear

Inspection Report (Wood Chipper)

Oil Leaks	No
Oil Appearance	4 - Very Light or Minimal Wear
Fuel Leaks	No
Requires DEF (Diesel Exhaust Fluid)	No
Overall Engine Rating	5 - Like New, Recently Replaced
Overall Engine Appearance	Clean & dry
Overall Engine Comments	Looks good

Chassis & Chipper Body Inspection Points

Chassis & Chipper Photos	
Frame	5 - Like New, Recently Replaced
Infeed	4 - Very Light or Minimal Wear
Feed Roller(s)	4 - Very Light or Minimal Wear
Rotating Impeller / Disc	4 - Very Light or Minimal Wear
Blades	4 - Very Light or Minimal Wear
Anvil / Cutting Bar	4 - Very Light or Minimal Wear
Hopper	4 - Very Light or Minimal Wear
Discharge Chute	4 - Very Light or Minimal Wear

Functional Test

Functionality Assessment

Functionality Assessment

Engine	4 - Very Light or Minimal Wear
Transmission/Drivetrain	4 - Very Light or Minimal Wear
Travel (Forward/Reverse/Steering)	4 - Very Light or Minimal Wear
Brakes	4 - Very Light or Minimal Wear
Hydraulic System	4 - Very Light or Minimal Wear
Electric Operating System	4 - Very Light or Minimal Wear
Controls	4 - Very Light or Minimal Wear
Safety Systems	4 - Very Light or Minimal Wear
Core Functions	5 - Like New, Recently Replaced

Inspection Report (Wood Chipper)

Attachments	0
Overall Functional Test Comments	Works well, chips branches up to 13" in diameter

Inspection Summary

Overall Assessment

Inspection Rating Criteria	Rating Scale	Explanation
	1 - Service Required	Requires immediate repairs to function as expected.
	2 - Above Average Wear & Tear	Exhibits greater wear than expected given age and usage. While operable, further diagnosis may be needed.
	3 - Normal Wear & Tear	Exhibits wear that is consistent with age and usage. Operation is normal, and as expected.
	4 - Very Light or Minimal Wear	Exhibits very minimal wear. Operation is better than expected given age and usage.
	5 - Like New, Recently Replaced	Excellent condition, free of visible wear or damage. Operation is within factory specifications.
Exterior Rating	4 - Very Light or Minimal Wear	
Interior Rating	0	
Safety Rating	5 - Like New, Recently Replaced	
Quality Rating	4 - Very Light or Minimal Wear	
Functionality Rating	5 - Like New, Recently Replaced	
Overall Rating	5 - Like New, Recently Replaced	
Summary Video	Click to Download	
What's Great About the Machine	Runs great, starts up immediately, and has been professionally serviced	
What Needs Work	Comes with extra knives, which should be replaced on unit within next 10-20 hours	
Date/Time	04-21-2024	
Inspector Name	Devin Johnson	