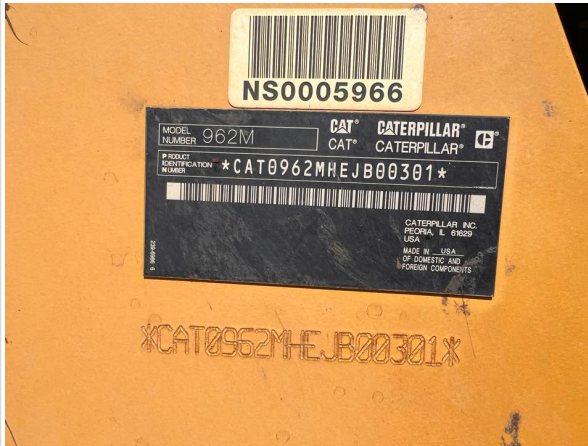



## Inspection Report (Wheel Loader)

### General Info

B&B Stock Number	A5676528
Year	2015
Make	Caterpillar
Model	962M
Serial Number	CAT0962MHEJB00301
Serial Plate Photo	
Hour Meter Reading	16019
Single Photo	
Previous Application (e.g., earth moving, mining, demolition, etc)	Sanitation district

### Features and Configuration

Bucket	Yes
Bucket (yd3 / inches)	130"
Auxiliary Hydraulics	Yes
Quick Coupler	Yes
Heat	Yes
A/C	Yes
Radio	Yes

## Inspection Report (Wheel Loader)

Backup Camera	Yes
OMM (Operator & Maintenance Manual)	No
Telematics	No

### Exterior 360 Walkaround

### 360 Walkaround & Operating Video































### Walkaround Photos & Operating Video

Exterior Walkaround Photos	    
	    
Operating Video	<a href="#">Click to Download</a>

### General Appearance Inspection Points

### General Appearance

### General Appearance Photos

Close-up Exterior Photos	    
	    
	    
	    
	    
	    

## Inspection Report (Wheel Loader)




### General Appearance Inspection Points

Inspection Rating Criteria	Rating Scale	Explanation
	1 - Service Required	Requires immediate repairs to function as expected.
	2 - Above Average Wear & Tear	Exhibits greater wear than expected given age and usage. While operable, further diagnosis may be needed.
	3 - Normal Wear & Tear	Exhibits wear that is consistent with age and usage. Operation is normal, and as expected.
	4 - Very Light or Minimal Wear	Exhibits very minimal wear. Operation is better than expected given age and usage.
	5 - Like New, Recently Replaced	Excellent condition, free of visible wear or damage. Operation is within factory specifications.
Body Panels	2 - Above Average Wear & Tear	
Body Panel Condition	Large dents or cracks, Areas of rust corrosion or rust cancer observed	
Doors / Canopy Latches	3 - Normal Wear & Tear	
Steps / Ladders	2 - Above Average Wear & Tear	
Steps / Ladders Condition	Other (see comments)	
Comments	Missing step near left side engine compartment	
Handrails	2 - Above Average Wear & Tear	
Handrails Condition	Bent or broken railings	
Glass	3 - Normal Wear & Tear	
Mirrors	3 - Normal Wear & Tear	
Exterior Lights	2 - Above Average Wear & Tear	
Exterior Lights Condition	One or more exterior lights are non-operational	
Overall Exterior	2 - Above Average Wear & Tear	
Comments	Above average wear and tear due to areas of cancerous rust, Cracks to the rear radiator hatch and missing left side engine compartment step	

### Control Station Inspection Points






















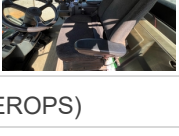



#### Control Station

#### Control Station Photos





## Inspection Report (Wheel Loader)

					
					
					
					
					
Control Station Type	Enclosed Cab (EROPS)				
Control Type	Pilot Controls				
Control Configuration	N/A				
Seat	3 - Normal Wear & Tear				
Cabin Lights	1 - Service Required				
Cabin Lights Condition	Cabin light system is not operational				
Safety Lock Out / Stop	3 - Normal Wear & Tear				
Controls & Switches	3 - Normal Wear & Tear				
Hour Meter Activity	3 - Normal Wear & Tear				
Other Gauge Activity	3 - Normal Wear & Tear				
Heater & A/C	3 - Normal Wear & Tear				
Travel Alarm	0				
Horn	3 - Normal Wear & Tear				
Backup Camera	3 - Normal Wear & Tear				
Control Station Overall Rating	3 - Normal Wear & Tear				




























## Engine Inspection Points

### Engine

### Engine Compartment Photos



## Inspection Report (Wheel Loader)

Engine Data Plate	
Engine Compartment Photos	    
	    
	    
	    
	    
	
Engine Type (Make, Model, Cylinders, Hp)	CAT C7.1
Emissions Tier	Undetermined
Engine Serial Number	D8T09189
Engine Fuel Type	Diesel
Blow-by (Visual Observation Check)	No
Unusual Noises (Upon Start-up, Idle, Shutdown)	No
Engine Smoke (Upon Start-up, Idle, Shutdown)	No















## Inspection Report (Wheel Loader)

Engine Exhaust Color	Clear
Battery	3 - Normal Wear & Tear
Radiator	3 - Normal Wear & Tear
Belts	3 - Normal Wear & Tear
Hoses	3 - Normal Wear & Tear
Water Pump	3 - Normal Wear & Tear
Cooling System Leaks	No
Coolant Appearance	3 - Normal Wear & Tear
Oil Leaks	No
Oil Appearance	2 - Above Average Wear & Tear
Fuel Leaks	No
Equipped with DPF (Diesel Particulate Filter)	Yes
DPF Condition	3 - Normal Wear & Tear
Requires DEF (Diesel Exhaust Fluid)	Yes
DEF Tank	3 - Normal Wear & Tear
Overall Engine Rating	3 - Normal Wear & Tear
Overall Engine Appearance	Areas of dried seepage seen on engine hoses & components
Overall Engine Comments	Normal wear and tear no major issues to report

## Drivetrain Inspection Points

### Drivetrain






















## Drivetrain Inspection Points

Drivetrain Photos					
					
					
Hydrostatic Transmission?	No				

## Inspection Report (Wheel Loader)

Transmission Info (Make/Model/Speeds)	Unable to verify
Drive Type	4WD
Transmission Components	3 - Normal Wear & Tear
Parking Brake	3 - Normal Wear & Tear
Overall Drivetrain Rating	3 - Normal Wear & Tear
Overall Drivetrain Comments	Normal wear and tear no major issues to report

## Chassis Inspection Points

Chassis Photos	    
	    
	    
	    
	
Frame	3 - Normal Wear & Tear
Stance	3 - Normal Wear & Tear
Front Axle Appearance	3 - Normal Wear & Tear
Rear Axle Appearance	3 - Normal Wear & Tear
Articulating Center Pin Appearance	3 - Normal Wear & Tear
Lift Arm	3 - Normal Wear & Tear
Chassis to Arm Pins	3 - Normal Wear & Tear
Tilt Linkage	3 - Normal Wear & Tear
Tilt Linkage Pins and Bushings	3 - Normal Wear & Tear
Quick Coupler	3 - Normal Wear & Tear
Quick Coupler to Arms Pins	3 - Normal Wear & Tear
Overall Chassis	3 - Normal Wear & Tear











## Inspection Report (Wheel Loader)

### Wheels & Tires Inspection Points

#### Wheels & Tires

#### Wheels & Tires Inspection Points

Wheel Type	Pneumatic	
Wheel Seal Leaks	No	
Tire Brand	Goodyear/ Maxam	
Tire Size	23.5R25	
Front Left Tire - Ratio Remaining	10%	
Front Left Tire Photos	 	
Front Right Tire - Ratio Remaining	10%	
Front Right Tire Photos	 	
Rear Right Tire - Ratio Remaining	10%	
Rear Right Tire Photos	 	
Rear Left Tire - Ratio Remaining	10%	
Rear Left Tire Photos	 	
Wheels & Hubs	3 - Normal Wear & Tear	




### Hydraulics Overall Inspection Points

#### Hydraulics Overall












#### Hydraulic System Inspection Points

Hydraulic System Photos	    					
	    					

## Inspection Report (Wheel Loader)

	  	
Wet or Damp Hydraulic Lines / Fittings	No	
Hydraulic Lines/Fittings	2 - Above Average Wear & Tear	
Hydraulic Lines / Fittings Condition	Other (see comments)	
Comments	Rusted hydraulic fittings	
Hydraulic Pump(s)	3 - Normal Wear & Tear	
Unusual Noises	No	







## Hydraulic Cylinder Inspection Points

Hydraulic Cylinder Photos	    	
	    	
		
Mounting Pins	3 - Normal Wear & Tear	
Cylinder Oil Leaks	Yes	
Hydraulic System Overall	3 - Normal Wear & Tear	

## Attachment Inspection Points

### Attachments

### Additional Attachments

Attachment Type	Smooth bucket	
Attachment Make	Caterpillar	
Attachment Condition	3 - Normal Wear & Tear	
Attachment Photos	    	
		

## Inspection Report (Wheel Loader)

### Functional Test

#### Functionality Assessment

#### Functionality Assessment

Engine	3 - Normal Wear & Tear
Transmission/Drivetrain	3 - Normal Wear & Tear
Travel (Forward/Reverse/Steering)	3 - Normal Wear & Tear
Brakes	3 - Normal Wear & Tear
Hydraulic System	3 - Normal Wear & Tear
Electric Operating System	3 - Normal Wear & Tear
Controls	3 - Normal Wear & Tear
Safety Systems	3 - Normal Wear & Tear
Core Functions	3 - Normal Wear & Tear
Attachments	3 - Normal Wear & Tear
Overall Functional Test Comments	Normal wear and tear no major issues to report

### Overall Assessment

#### Overall Assessment

Inspection Rating Criteria	Rating Scale	Explanation
	1 - Service Required	Requires immediate repairs to function as expected.
	2 - Above Average Wear & Tear	Exhibits greater wear than expected given age and usage. While operable, further diagnosis may be needed.
	3 - Normal Wear & Tear	Exhibits wear that is consistent with age and usage. Operation is normal, and as expected.
	4 - Very Light or Minimal Wear	Exhibits very minimal wear. Operation is better than expected given age and usage.
	5 - Like New, Recently Replaced	Excellent condition, free of visible wear or damage. Operation is within factory specifications.
Exterior Rating	2 - Above Average Wear & Tear	
Interior Rating	2 - Above Average Wear & Tear	
Safety Rating	3 - Normal Wear & Tear	
Quality Rating	3 - Normal Wear & Tear	
Functionality Rating	3 - Normal Wear & Tear	
Overall Rating	3 - Normal Wear & Tear	
What's Great About the Machine	The great thing about this machine is that it starts right up with no abnormal noises heard	
What Needs Work	The things that need work on this machine are the rust corrosion throughout machine, cracks on the rear hatch and the odor inside the cab.	
Date/Time	06-26-2024	
Inspector Name	Javier Bocanegra	