


Seller Onboarded Machine v2.0

General Info

B&B Stock Number	A2491572
Category	Scraper
Year	2019
Make	IMC
Model	16E
Serial Number / VIN	30-502
Serial Number Plate / VIN Sticker	 <p>The image shows two labels on a yellow machine. The top label is a black IMC SCRAPERS serial number plate with the following information: P.O. BOX 8068, PINE BLUFF, AR 71611, (866)-960-0411. It lists the MODEL as 16E, SER. NO. as 30-502, MFG. DATE as 2019, and GROSS WEIGHT as 24000. Below this, it says 'GIVE MODEL NUMBER & SERIAL NO. ON PARTS ORDERS', 'WWW.IMCSCRAPERS.COM', and 'Scrapers That Make the Earth Move'. The bottom label is a yellow and black warning sticker that reads: 'WARNING HIGH-PRESSURE FLUID HAZARD PLEASE WEAR PROPER PPE WHEN SERVICING ANY HYDRUALIC LINES'.</p>
	11-12-2024 02:22 PM
Hour Meter or Odometer Reading	1

Seller Onboarded Machine v2.0


Hour Meter or Odometer Photo	
	11-12-2024 02:24 PM

Dimensions

Overall Length (ft and inches)	25'
Overall Width (ft and inches)	16'4"
Overall Height (ft and inches)	5'10"
Operational Weight (lbs)	24000

Seller Onboarded Machine v2.0

Specs or dimension pages from manual (optional)



"E Series" scrapers are the largest ejector finishing scrapers manufactured. All E scrapers are equipped with our signature scissor ejection system. The wheel frame with 20.5 x 25 tires provides superior flotation and clearance while leveling.

E SPECIFICATIONS

Model	Rated Capacity	Cutting Width	Operating Width	Weight (net)	Tires	HP (required)
14 E	15,000 (33,000 lb)	150" (3.7 m)	146" (3.8 m)	10,500 lb (4,763 kg)	20.5 x 25 (2)	250-300
16 E	15,000 (33,000 lb)	160" (4.0 m)	156" (4.0 m)	14,500 lb (6,576 kg)	20.5 x 25 (2)	300-400
18 E	15,000 (33,000 lb)	160" (4.0 m)	160" (4.0 m)	17,000 lb (7,711 kg)	20.5 x 25 (2)	300-400

IMC SCRAPERS
www.imcscrapers.com

Off Highway Equipment

Travel System	Wheels & Tires
Drive Type	Other (specify)
Comments	Pull- Type
Fuel Type	N/A
Control Station Type	Other
Operator Controls	Other
A/C	N/A
Heat	N/A
Radio	N/A
Reverse Camera	N/A
All of the above are fully functional	N/A

Scraper

Engine Configuration	Pull-Type
Bowl Configuration	Other
Bowl Comments	Ejector
GPS/Grade Control System	No


Other Features & Attachments

OMM (Operator & Maintenance Manual)	Yes
-------------------------------------	-----

360 Walkaround Photos


Seller Onboarded Machine v2.0

Exterior Walkaround Photos



General Appearance


Close-Up Exterior Photos



Control Station

Seller Onboarded Machine v2.0

Control Station



Engine



Engine Compartment



Drivetrain Components

Seller Onboarded Machine v2.0

Drivetrain and Underbody Photos



Hydraulics

Hydraulic
Pump/Fittings/Hoses/Cylinders/Pin
s




Seller Onboarded Machine v2.0



Chassis

Chassis Photos



Attachments

Attachment Photos



Seller Onboarded Machine v2.0



Functionality Assessment

Is this machine fully operable?	Yes
Video - Operational or 360	Click to Download
What's great about this machine	Brand new machine with zero hours. Even comes with the factory warranty!! Buy direct from the manufacturer and save \$1000's
What needs work	Brand New