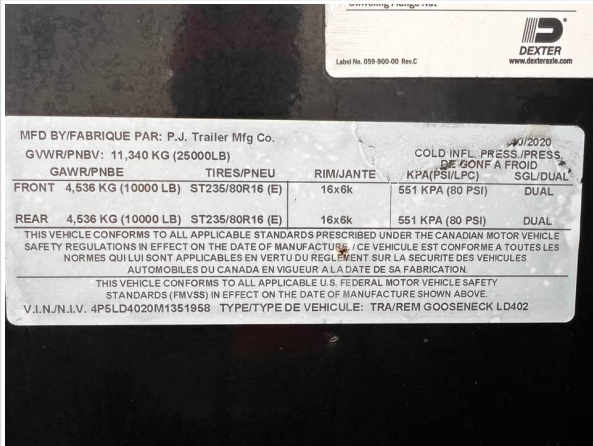
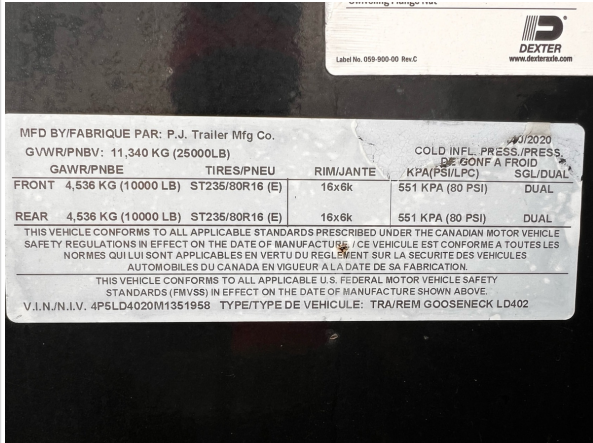


Inspection Report (Trailer)

General Info

B&B Stock Number	A8557187
Year	2021
Make	PJ Trailers
Model	Retractable tarp system
Serial Number	4P5LD4020M1351958
Serial Plate Photo	 <p>The serial plate photo shows a metal plate with the following information: MFD BY/FABRIQUE PAR: P.J. Trailer Mfg Co. GVWR/PNBV: 11,340 KG (25000LB). GAWR/PNBE: 4,536 KG (10000 LB). TIRES/PNEU: ST235/80R16 (E). RIM/JANTE: 16x6k. COLD INFL. PRESS./PRESS. DE BONF A FROID: 551 KPA (80 PSI). DUAL. FRONT. REAR. 4,536 KG (10000 LB). ST235/80R16 (E). 16x6k. 551 KPA (80 PSI). DUAL. THIS VEHICLE CONFORMS TO ALL APPLICABLE STANDARDS PRESCRIBED UNDER THE CANADIAN MOTOR VEHICLE SAFETY REGULATIONS IN EFFECT ON THE DATE OF MANUFACTURE. / CE VEHICULE EST CONFORME A TOUTES LES NORMES QUI LUI SONT APPLICABLES EN VERTU DU REGLEMENT SUR LA SECURITE DES VEHICULES AUTOMOBILES DU CANADA EN VIGUEUR A LA DATE DE SA FABRICATION. THIS VEHICLE CONFORMS TO ALL APPLICABLE U.S. FEDERAL MOTOR VEHICLE SAFETY STANDARDS (FMVSS) IN EFFECT ON THE DATE OF MANUFACTURE SHOWN ABOVE. V.I.N./N.I.V. 4P5LD4020M1351958 TYPE/TYPE DE VEHICULE: TRA/REM GOOSENECK LD402</p>
Previous Application (e.g., earth moving, mining, demolition, etc)	Hauling

Dimensions

Data Plate Photo	 <p>The data plate photo shows a metal plate with the following information: MFD BY/FABRIQUE PAR: P.J. Trailer Mfg Co. GVWR/PNBV: 11,340 KG (25000LB). GAWR/PNBE: 4,536 KG (10000 LB). TIRES/PNEU: ST235/80R16 (E). RIM/JANTE: 16x6k. COLD INFL. PRESS./PRESS. DE BONF A FROID: 551 KPA (80 PSI). DUAL. FRONT. REAR. 4,536 KG (10000 LB). ST235/80R16 (E). 16x6k. 551 KPA (80 PSI). DUAL. THIS VEHICLE CONFORMS TO ALL APPLICABLE STANDARDS PRESCRIBED UNDER THE CANADIAN MOTOR VEHICLE SAFETY REGULATIONS IN EFFECT ON THE DATE OF MANUFACTURE. / CE VEHICULE EST CONFORME A TOUTES LES NORMES QUI LUI SONT APPLICABLES EN VERTU DU REGLEMENT SUR LA SECURITE DES VEHICULES AUTOMOBILES DU CANADA EN VIGUEUR A LA DATE DE SA FABRICATION. THIS VEHICLE CONFORMS TO ALL APPLICABLE U.S. FEDERAL MOTOR VEHICLE SAFETY STANDARDS (FMVSS) IN EFFECT ON THE DATE OF MANUFACTURE SHOWN ABOVE. V.I.N./N.I.V. 4P5LD4020M1351958 TYPE/TYPE DE VEHICULE: TRA/REM GOOSENECK LD402</p>
Length (ft and inches)	40'
Width (ft and inches)	108"
Max Height (ft and inches)	13'
Dock Height (ft and inches)	3'
GVWR (lbs)	25000
GAWR (lbs)	10000

Features and Configuration











Inspection Report (Trailer)

PTO Driven	No
Air Ride	No
Equipment Ramps	Yes
Tilt Deck	No
Dump Trailer	No
Deck Extension	No
Tarp System	Yes
Spare Tire	Yes
Winch	No
OMM (Operator & Maintenance Manual)	No

Exterior 360 Walkaround

360 Walkaround & Operating Video
















Walkaround Photos & Operating Video

Exterior Walkaround Photos	    
	    
Operating Video	Click to Download


Trailer Inspection Points

Trailer Inspection Points

General Appearance Photos

Overall Trailer & Underside Photos	    
	    
	    

Inspection Report (Trailer)



Frame & Body

Frame & Deck Condition	4 - Expected Wear - Fully Operable
Trailer Lights/Wiring (Stop, Tail, Turn)	4 - Expected Wear - Fully Operable
Frame & Body Overall Rating	4 - Expected Wear - Fully Operable

Hitch

Hitch Type	Gooseneck
Strand Wear?	No
Drawbar appears structurally sound	Yes
Overall Hitch Condition	4 - Expected Wear - Fully Operable


Brake Components

Brake Type	Electric Brakes
Brake Controller	Yes
Wire Connections	4 - Expected Wear - Fully Operable
Brake Shoe Thickness	70%
Emergency Brake/Break-Away Appearance	4 - Expected Wear - Fully Operable
Brake Overall Rating	4 - Expected Wear - Fully Operable




Suspension

Suspension Overall Rating	4 - Expected Wear - Fully Operable
---------------------------	------------------------------------

Wheels & Tires

Tire Brand	Good year
Tire Size	ST 235/80R16
Loose Lugs	No
Left Tires - Ratio Remaining	70%
Left Tire Photos	
Right Tires - Ratio Remaining	70%

Inspection Report (Trailer)







Right Tire Photos	  
Wheels & Hub Condition	4 - Expected Wear - Fully Operable

Hydraulics

Hydraulics Overall Rating	N/A
---------------------------	-----

Additional Axles

Additional Axle Inspection Points

Axle Description & Position	Tandem
Steerable?	No
Drop Axle?	No
Super Dump?	No
Weight Rating	10000
Axle Condition	4 - Expected Wear - Fully Operable
Wheels & Tires	4 - Expected Wear - Fully Operable
Wheels & Tires Photos	    
	
Tire Brand	Good yard
Tire Size	ST 235/80R16
Left Tire(s) Ratio Remaining	70%
Right Tire(s) Ratio Remaining	70%

Functional Test

Brakes	4 - Expected Wear - Fully Operable
Light System	4 - Expected Wear - Fully Operable
Hydraulic Controls	N/A
Winch	N/A

Inspection Summary

Overall Assessment

Inspection Report (Trailer)

Inspection Rating Criteria	Rating	Explanation
	5	Light or minimal wear for its age
	4	Expected wear and tear for its age, operates as expected
	3	Above average wear and tear for its age, still operates as expected
	2	Heavy wear, is operable but needs attention
	1	Requires repair(s) to function as expected
Exterior Rating	4 - Expected Wear - Fully Operable	
Interior Rating	4 - Expected Wear - Fully Operable	
Safety Rating	4 - Expected Wear - Fully Operable	
Quality Rating	4 - Expected Wear - Fully Operable	
Functionality Rating	4 - Expected Wear - Fully Operable	
Overall Rating	4 - Expected Wear - Fully Operable	
What's Great About the Machine	The great thing about this trailer is that it performs all its major functions and is easily disassembled and reassembled	
What Needs Work	NA	
Date/Time	12-20-2024	
Inspector Name	Javier Bocanegra	