



Seller Onboarded Machine v2.0

General Info

B&B Stock Number	A6273084
Category	Bucket Truck
Year	2008
Make	Ford
Model	F550
Serial Number / VIN	1FDAF578EA97518
Serial Number Plate / VIN Sticker	
	01-10-2025 10:11 AM
Hour Meter or Odometer Reading	154426

Seller Onboarded Machine v2.0

Hour Meter or Odometer Photo	
	01-10-2025 10:12 AM

Dimensions

Overall Length (ft and inches)	24 feet
Overall Width (ft and inches)	8 feet
Overall Height (ft and inches)	10 feet
Wheel Base (ft and inches) - ON HIGHWAY MACHINES	14 feet
Operational Weight (lbs)	19,000

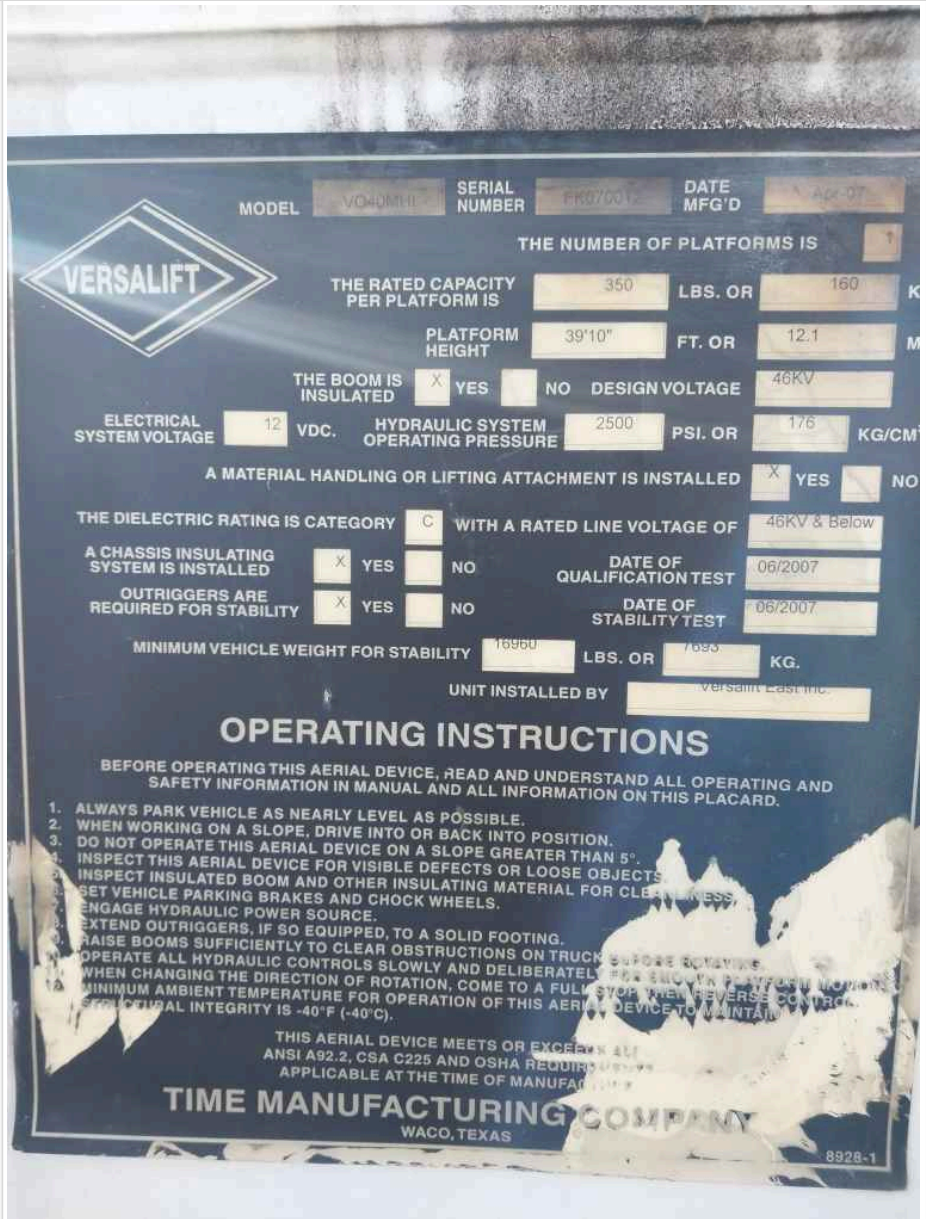
All On-Highway Trucks

Is this vehicle titled?	Yes
Cab Type	Regular / Day Cab
Drive Type	4X2
Transmission	Manual
Fuel Type	Diesel
PTO	Yes
Engine Brake	No
Air Brakes	No
A/C	Yes
Heat	Yes
Radio	Yes
Rear Camera	No

Seller Onboarded Machine v2.0

Cruise Control	Yes
Over Drive	No
All of the above are fully functional	Yes

Bucket Truck

Lift Make/Model	Versalift
Max Lift Height	39 feet 10 inches
Max Lift Capacity	350
Lift SN Plate	 <p>The image shows a Versalift SN plate with the following details:</p> <ul style="list-style-type: none"> MODEL: VO40MH11 SERIAL NUMBER: PK670012 DATE MFG'D: 06-07 THE NUMBER OF PLATFORMS IS: 1 THE RATED CAPACITY PER PLATFORM IS: 350 LBS. OR 160 KG PLATFORM HEIGHT: 39'10" FT. OR 12.1 M THE BOOM IS INSULATED: <input checked="" type="checkbox"/> YES <input type="checkbox"/> NO DESIGN VOLTAGE: 46KV ELECTRICAL SYSTEM VOLTAGE: 12 VDC. HYDRAULIC SYSTEM OPERATING PRESSURE: 2500 PSI. OR 176 KG/CM² A MATERIAL HANDLING OR LIFTING ATTACHMENT IS INSTALLED: <input checked="" type="checkbox"/> YES <input type="checkbox"/> NO THE DIELECTRIC RATING IS CATEGORY: C WITH A RATED LINE VOLTAGE OF: 46KV & Below A CHASSIS INSULATING SYSTEM IS INSTALLED: <input checked="" type="checkbox"/> YES <input type="checkbox"/> NO DATE OF QUALIFICATION TEST: 06/2007 OUTRIGGERS ARE REQUIRED FOR STABILITY: <input checked="" type="checkbox"/> YES <input type="checkbox"/> NO DATE OF STABILITY TEST: 06/2007 MINIMUM VEHICLE WEIGHT FOR STABILITY: 16950 LBS. OR 7693 KG. UNIT INSTALLED BY: Versalift East Inc. OPERATING INSTRUCTIONS BEFORE OPERATING THIS AERIAL DEVICE, READ AND UNDERSTAND ALL OPERATING AND SAFETY INFORMATION IN MANUAL AND ALL INFORMATION ON THIS PLACARD. 1. ALWAYS PARK VEHICLE AS NEARLY LEVEL AS POSSIBLE. 2. WHEN WORKING ON A SLOPE, DRIVE INTO OR BACK INTO POSITION. 3. DO NOT OPERATE THIS AERIAL DEVICE ON A SLOPE GREATER THAN 5°. 4. INSPECT THIS AERIAL DEVICE FOR VISIBLE DEFECTS OR LOOSE OBJECTS. 5. INSPECT INSULATED BOOM AND OTHER INSULATING MATERIAL FOR CLEANNESS. 6. SET VEHICLE PARKING BRAKES AND CHOCK WHEELS. 7. ENGAGE HYDRAULIC POWER SOURCE. 8. EXTEND OUTRIGGERS, IF SO EQUIPPED, TO A SOLID FOOTING. 9. RAISE BOOMS SUFFICIENTLY TO CLEAR OBSTRUCTIONS ON TRUCK BEFORE MOVING. 10. OPERATE ALL HYDRAULIC CONTROLS SLOWLY AND DELIBERATELY FOR SMOOTH PLATFORM MOVEMENT. 11. WHEN CHANGING THE DIRECTION OF ROTATION, COME TO A FULL STOP THEN REVERSE DIRECTION. 12. MINIMUM AMBIENT TEMPERATURE FOR OPERATION OF THIS AERIAL DEVICE TO MAINTAIN STRUCTURAL INTEGRITY IS -40°F (-40°C). THIS AERIAL DEVICE MEETS OR EXCEEDS ALL ANSI A92.2, CSA C225 AND OSHA REQUIREMENTS APPLICABLE AT THE TIME OF MANUFACTURE. TIME MANUFACTURING COMPANY WACO, TEXAS 8928-1
Date of Last Periodic / Annual Inspection	11/16/20
Work Basket	Yes

Seller Onboarded Machine v2.0

Outriggers / Stabilizers	Yes
--------------------------	-----

Other Features & Attachments

OMM (Operator & Maintenance Manual)	No
Other Features & Attachments	Winch










Full Machine Photos

Full Machine Photos			
			
			



General Appearance

Close-Up Exterior Photos			
			
			


Seller Onboarded Machine v2.0

			
			
			
Exterior Comments	Exterior is in good condition.		



Control Station

Control Station			
			

Seller Onboarded Machine v2.0













		
Control Station Overall Comments	All features work, great heat/AC.	

Engine

Engine Data Plate		
Engine Manufacturer	Ford	
Engine Compartment		
Engine Idle Video - Optional	Click to Download	
Engine Overall Comments	Engine is in good condition.	

Drivetrain Components

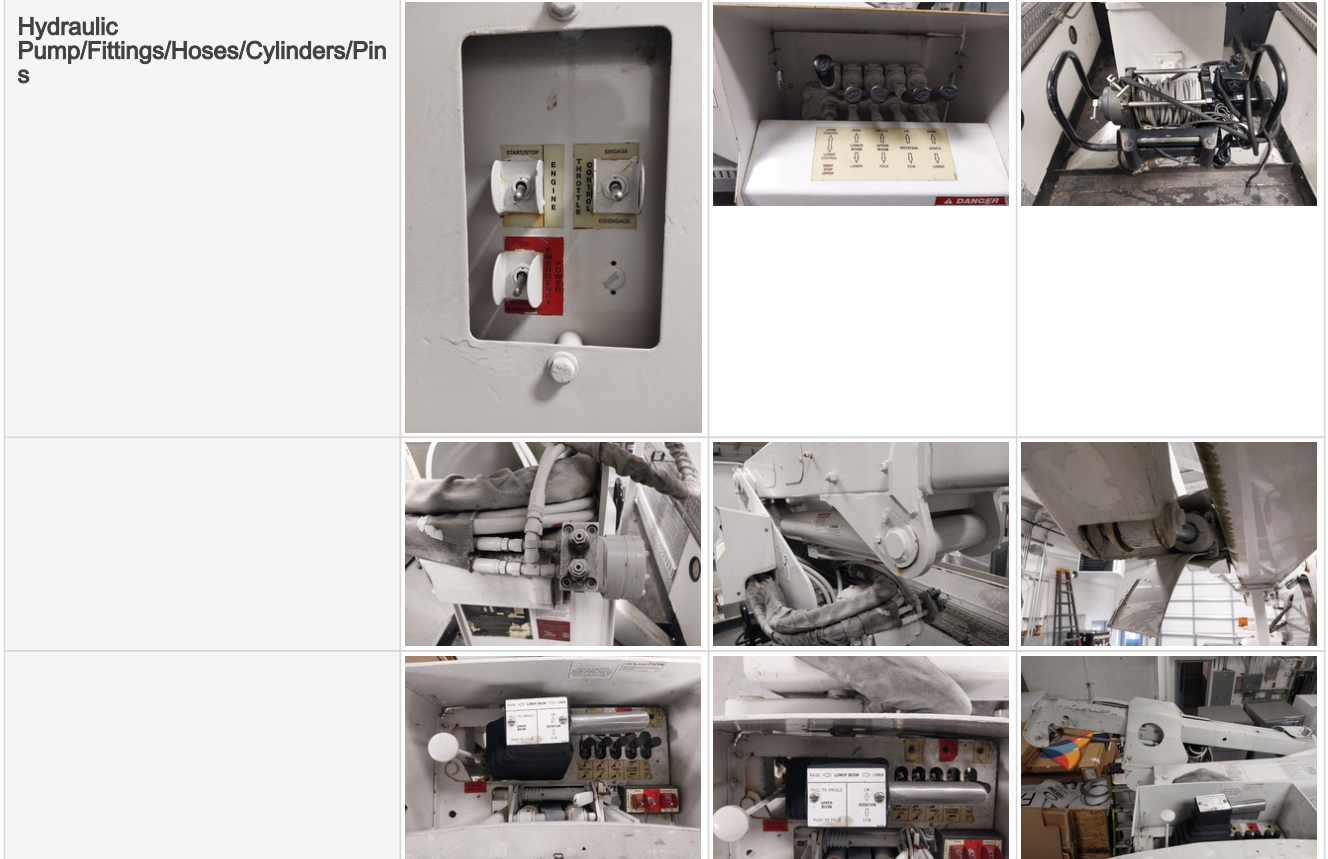
Seller Onboarded Machine v2.0

Drivetrain and Underbody Photos			
			
			
			


Seller Onboarded Machine v2.0




Hydraulics



Seller Onboarded Machine v2.0



Chassis



Attachments

Seller Onboarded Machine v2.0

Attachment Photos	
Attachment Comments	Bucket is 39"H x 22" x 27"

Functionality Assessment

Is this machine fully operable?	Yes
Video - Operational or 360	Click to Download
What's great about this machine	Gently used, well maintained.
What needs work	Passenger side spotlight doesn't work.