



Inspection Report (Wheel Loader)

General Info

B&B Stock Number	A1525939
Year	2023
Make	Sany
Model	SW405
Serial Number	SW4054CC08258
Serial Plate Photo	
Hour Meter Reading	794
Single Photo	

Dimensions

A. Length (ft and inches)	28ft 2in
B. Width (ft and inches)	9ft 1in
C. Height (ft and inches)	11ft7in
D. Attachment Width (ft and inches)	10ft

Features and Configuration

Bucket	Yes
Auxiliary Hydraulics	Yes











Inspection Report (Wheel Loader)

Quick Coupler	Yes
Heat	Yes
A/C	Yes
Radio	Yes
Backup Camera	Yes
OMM (Operator & Maintenance Manual)	Yes
Telematics	No

Exterior 360 Walkaround

360 Walkaround & Operating Video


























Walkaround Photos & Operating Video

Exterior Walkaround Photos	    
	    
Operating Video	Click to Download
Additional Video	Click to Download


General Appearance Inspection Points

General Appearance

General Appearance Photos

Close-up Exterior Photos	    
	    
	    
	    
	    

Inspection Report (Wheel Loader)



General Appearance Inspection Points

Inspection Rating Criteria	Rating	Explanation
	5	Light or minimal wear for its age
	4	Expected wear and tear for its age, operates as expected
	3	Above average wear and tear for its age, still operates as expected
	2	Heavy wear, is operable but needs attention
	1	Requires repair(s) to function as expected
Body Panels	4 - Expected Wear - Fully Operable	
Doors / Canopy Latches	3 - Notable Wear - Fully Operable	
Doors / Canopy Latches Condition	Other (see comments)	
Comments	lock cylinder for driver's door has been drilled out	
Steps / Ladders	3 - Notable Wear - Fully Operable	
Handrails	4 - Expected Wear - Fully Operable	
Glass	4 - Expected Wear - Fully Operable	
Mirrors	4 - Expected Wear - Fully Operable	
Exterior Lights	4 - Expected Wear - Fully Operable	
Overall Exterior	4 - Expected Wear - Fully Operable	
Comments	Exterior of the vehicles in good shape, normal wear and tear on rear bumper and lower chassis	










Control Station Inspection Points

Control Station

Control Station Photos



Inspection Report (Wheel Loader)




















	    
	  
Control Station Type	Enclosed Cab (EROPS)
Control Type	Pilot Controls
Control Configuration	N/A
Seat	4 - Expected Wear - Fully Operable
Seat Condition	Seat has expected stains or small tears for its usage
Cabin Lights	1 - Service Required - Inoperable
Cabin Lights Condition	Cabin light system is not operational
Safety Lock Out / Stop	4 - Expected Wear - Fully Operable
Safety Lock Out / Stop Condition	Safety lock out device is present, in good condition, and functional
Controls & Switches	3 - Notable Wear - Fully Operable
Controls & Switches Condition	One or more switches are inoperative or missing, Other (see comments)
Comments	washer fluid squirters for both front and rear glass does not work
Hour Meter Activity	4 - Expected Wear - Fully Operable
Hour Meter Condition	Hour meter is functional and in good condition
Other Gauge Activity	4 - Expected Wear - Fully Operable
Other Gauge Condition	All cockpit gauges are functional and in good condition
Heater & A/C	4 - Expected Wear - Fully Operable
Heater & A/C Condition	Heater and A/C work as expected
Travel Alarm	4 - Expected Wear - Fully Operable
Travel Alarm Condition	Travel alarm is installed and functioning as expected
Horn	4 - Expected Wear - Fully Operable
Horn Condition	Horn is installed and functioning as expected
Backup Camera	4 - Expected Wear - Fully Operable
Backup Camera Condition	Back up camera is installed and functioning as expected
Control Station Overall Rating	4 - Expected Wear - Fully Operable
	 29.771678, -95.174345
Control Station Overall Condition	Good cabin appearance, solid floors, panels, and ceiling

Engine Inspection Points

Engine

Inspection Report (Wheel Loader)

Engine Compartment Photos

Engine Data Plate					
Engine Compartment Photos	    				
	    				
	    				
	  				
Engine Type (Make, Model, Cylinders, Hp)	Need help				
Emissions Tier	Undetermined				
Engine Fuel Type	Diesel				
Blow-by (Visual Observation Check)	No				
Unusual Noises (Upon Start-up, Idle, Shutdown)	No				
Engine Smoke (Upon Start-up, Idle, Shutdown)	No				
Engine Exhaust Color	Clear				
Battery	4 - Expected Wear - Fully Operable				
Battery Condition	Clean & dry appearance, tight connections				
Radiator	4 - Expected Wear - Fully Operable				
Radiator Condition	Radiator fins & components appear to be in good working order, no signs of damage or leaks				
Belts	4 - Expected Wear - Fully Operable				


Inspection Report (Wheel Loader)

Belt Condition	Belts appear in good condition & alignment with proper tension
Hoses	4 - Expected Wear - Fully Operable
Hose Condition	Twisted, kinked or flattened hoses, Firm, pliant hoses with no signs of wear or leaks
Water Pump	4 - Expected Wear - Fully Operable
Cooling System Leaks	No
Coolant Appearance	4 - Expected Wear - Fully Operable
Oil Leaks	No
Oil Appearance	4 - Expected Wear - Fully Operable
Oil Appearance Notes	Clean oil appearance, no signs of cross contamination, Appropriate oil level
Fuel Leaks	No
Equipped with DPF (Diesel Particulate Filter)	Yes
DPF Condition	4 - Expected Wear - Fully Operable
Requires DEF (Diesel Exhaust Fluid)	Yes
Overall Engine Rating	4 - Expected Wear - Fully Operable
Overall Engine Appearance	Clean & dry
Overall Engine Comments	Engine bay looks dry and engine starts up without any unusual noises or smoke.

Drivetrain Inspection Points

Drivetrain




























Drivetrain Inspection Points

Drivetrain Photos					
Hydrostatic Transmission?	No				
Drive Type	4WD				
Transmission Components	4 - Expected Wear - Fully Operable				
Transmission Condition	Good forward and reverse function, No unusual noises or vibrations				

Inspection Report (Wheel Loader)

Parking Brake	4 - Expected Wear - Fully Operable
Parking Brake Function	Good brake function
Overall Drivetrain Rating	4 - Expected Wear - Fully Operable
Overall Drivetrain Comments	Drivetrain works as intended, no unusual delays in performance or movement. I did not observe any binding or issues within propulsion.

Chassis Inspection Points

Chassis Photos					
					
					
					
					
					
Frame	4 - Expected Wear - Fully Operable				
Stance	4 - Expected Wear - Fully Operable				
Front Axle Appearance	3 - Notable Wear - Fully Operable				
Rear Axle Appearance	3 - Notable Wear - Fully Operable				
Articulating Center Pin Appearance	3 - Notable Wear - Fully Operable				
Lift Arm	4 - Expected Wear - Fully Operable				
Chassis to Arm Pins	3 - Notable Wear - Fully Operable				
Tilt Linkage	3 - Notable Wear - Fully Operable				
Tilt Linkage Pins and Bushings	3 - Notable Wear - Fully Operable				
Quick Coupler	3 - Notable Wear - Fully Operable				













Inspection Report (Wheel Loader)

Quick Coupler to Arms Pins	3 - Notable Wear - Fully Operable
Overall Chassis	3 - Notable Wear - Fully Operable
Overall Chassis Comments	Normal wear and tear, movable parts more so than the body.

Wheels & Tires Inspection Points

Wheels & Tires











Wheels & Tires Inspection Points

Wheel Type	Pneumatic		
Wheel Seal Leaks	No		
Tire Brand	Triangle		
Tire Size	23.5R25		
Front Left Tire - Ratio Remaining	70%		
Front Left Tire Photos			
Front Right Tire - Ratio Remaining	70%		
Front Right Tire Photos			
Rear Right Tire - Ratio Remaining	70%		
Rear Right Tire Photos			
Rear Left Tire - Ratio Remaining	70%		
Rear Left Tire Photos			
Wheels & Hubs	4 - Expected Wear - Fully Operable		









Hydraulics Overall Inspection Points

Hydraulics Overall

Hydraulic System Inspection Points

Hydraulic System Photos					
					

Inspection Report (Wheel Loader)

					
					
Wet or Damp Hydraulic Lines / Fittings	No				
Hydraulic Lines/Fittings	4 - Expected Wear - Fully Operable				
Hydraulic Pump(s)	4 - Expected Wear - Fully Operable				
Unusual Noises	No				











Hydraulic Cylinder Inspection Points

Hydraulic Cylinder Photos					
					
Mounting Pins	4 - Expected Wear - Fully Operable				
Cylinder Oil Leaks	No				
Hydraulic System Overall	4 - Notable Wear - Fully Operable				
Comments	no seeing issues with the cylinders or movement of the hydraulic components.				

Attachment Inspection Points

Attachments

Additional Attachments

Attachment Type	Smooth bucket				
Attachment Make	Sany				
Attachment Size / Specs	4 yard				
Attachment Condition	3 - Notable Wear - Fully Operable				
Comments	usual wear and tear for age. vehicle, surface corrosion present.				
Attachment Photos					
					

Inspection Report (Wheel Loader)



Functional Test

Functionality Assessment

Functionality Assessment

Engine	4 - Expected Wear - Fully Operable
Transmission/Drivetrain	4 - Expected Wear - Fully Operable
Travel (Forward/Reverse/Steering)	4 - Expected Wear - Fully Operable
Brakes	4 - Expected Wear - Fully Operable
Hydraulic System	4 - Expected Wear - Fully Operable
Electric Operating System	3 - Notable Wear - Fully Operable
Controls	4 - Heavy Wear - Needs Attention
Safety Systems	4 - Expected Wear - Fully Operable
Core Functions	4 - Expected Wear - Fully Operable
Attachments	4 - Expected Wear - Fully Operable
Overall Functional Test Comments	This loader functions exactly the way that it should. The engine and drivetrain performs smoothly. There were no noticeable noises, smoke issues, or excessive wear in the control station.

Overall Assessment

Overall Assessment

Inspection Rating Criteria	Rating Scale	Explanation
	1 - Service Required	Requires immediate repairs to function as expected.
	2 - Above Average Wear & Tear	Exhibits greater wear than expected given age and usage. While operable, further diagnosis may be needed.
	3 - Normal Wear & Tear	Exhibits wear that is consistent with age and usage. Operation is normal, and as expected.
	4 - Very Light or Minimal Wear	Exhibits very minimal wear. Operation is better than expected given age and usage.
	5 - Like New, Recently Replaced	Excellent condition, free of visible wear or damage. Operation is within factory specifications.
Exterior Rating	3 - Notable Wear - Fully Operable	
Interior Rating	4 - Expected Wear - Fully Operable	
Safety Rating	4 - Expected Wear - Fully Operable	
Quality Rating	4 - Expected Wear - Fully Operable	
Functionality Rating	4 - Expected Wear - Fully Operable	
Overall Rating	4 - Expected Wear - Fully Operable	

Inspection Report (Wheel Loader)

What's Great About the Machine	The interior of this machine really stands out, as far as how clean it is. The exterior has held up well for the service hours. I like that it starts up right away and the bucket movement is really smooth.
What Needs Work	The interior lights need to be addressed. The windshield and rear glass washer reservoir needs to be filled so we can test functionality of the squirters.
Any Additional Info from the Seller?	Machine is still in use so will be in working condition! Hours last updated in January 2025 at 946 hours. Updated photos can be provided on request for serious buyers.
Date/Time	09-25-2024
Inspector Name	Neal Waas